



# The ACS Style Guide

Downloaded by COLORADO STATE UNIV FT COLLINS on January 6, 2014 | <http://pubs.acs.org>  
Publication Date: June 1, 2006 | doi: 10.1021/bk-2006-STYG.fw001



▶▶▶▶▶ THIRD EDITION

# The ACS Style Guide

Effective Communication  
of Scientific Information

Anne M. Coghill  
Lorrin R. Garson  
*Editors*



AMERICAN CHEMICAL SOCIETY Washington, DC  
OXFORD UNIVERSITY PRESS New York Oxford  
2006

Oxford University Press

Oxford New York

Athens Auckland Bangkok Bogotá Buenos Aires Calcutta  
Cape Town Chennai Dar es Salaam Delhi Florence Hong Kong Istanbul  
Karachi Kuala Lumpur Madrid Melbourne Mexico City Mumbai  
Nairobi Paris São Paulo Singapore Taipei Tokyo Toronto Warsaw  
*and associated companies in*  
Berlin Idaban

Copyright © 2006 by the American Chemical Society, Washington, DC

Developed and distributed in partnership by the  
American Chemical Society and Oxford University Press

Published by Oxford University Press, Inc.  
198 Madison Avenue, New York, NY 10016

Oxford is a registered trademark of Oxford University Press

All rights reserved. No part of this publication may be reproduced, stored in a retrieval system, or transmitted, in any form or by any means, electronic, mechanical, photocopying, recording, or otherwise, without the prior permission of the American Chemical Society.

*Library of Congress Cataloging-in-Publication Data*

The ACS style guide : effective communication of scientific information.—3rd ed. /

Anne M. Coghill [and] Lorrin R. Garson, editors.

p. cm.

Includes bibliographical references and index.

ISBN-13: 978-0-8412-3999-9 (cloth : alk. paper)

1. Chemical literature—Authorship—Handbooks, manuals, etc. 2. Scientific literature—Authorship—Handbooks, manuals, etc. 3. English language—Style—Handbooks, manuals, etc. 4. Authorship—Style manuals.

I. Coghill, Anne M. II. Garson, Lorrin R. III. American Chemical Society

QD8.5.A25 2006

808'.06654—dc22

2006040668

1 3 5 7 9 8 6 4 2

Printed in the United States of America  
on acid-free paper



# Contents

<b>Foreword</b> .....	<b>vii</b>
<i>Madeleine Jacobs</i>	
<b>Preface</b> .....	<b>ix</b>
<b>Contributors</b> .....	<b>.xiii</b>

## ***Part 1. Scientific Communication***

<b>1. Ethics in Scientific Publication</b> .....	<b>3</b>
<i>Gordon G. Hammes</i>	
APPENDIX 1-1: Ethical Guidelines to Publication of Chemical Research. ....	11
<b>2. Scientific Papers</b> .....	<b>17</b>
<b>3. The Editorial Process</b> .....	<b>27</b>
APPENDIX 3-1: Proofreaders' Marks .....	36
<b>4. Writing Style and Word Usage</b> .....	<b>41</b>
<b>5. Electronic Submission of Manuscripts Using Web-Based Systems</b> .....	<b>59</b>
<i>Sarah C. Blendermann</i>	
APPENDIX 5-1: Online Submission at Selected Scientific Publishers and Research Grant Agencies .....	65
APPENDIX 5-2: Key Features of Selected Online Submission Systems. ....	68
<b>6. Peer Review</b> .....	<b>71</b>
<i>Barbara A. Booth</i>	
<b>7. Copyright Basics</b> .....	<b>77</b>
<i>Karen S. Buehler, C. Arleen Courtney, and Eric S. Slater</i>	

<b>8. Markup Languages and the Datument</b> .....	<b>87</b>
<i>Peter Murray-Rust and Henry S. Rzepa</i>	
APPENDIX 8-1: The IUPAC International Chemical Identifier, InChI .....	101
<i>Stephen R. Heller and Alan D. McNaught</i>	

## **Part 2. Style Guidelines**

<b>9. Grammar, Punctuation, and Spelling</b> .....	<b>105</b>
APPENDIX 9-1: Recommended Spelling List .....	129
<b>10. Editorial Style</b> .....	<b>135</b>
APPENDIX 10-1: Computer and Internet Terms .....	163
APPENDIX 10-2: Abbreviations, Acronyms, and Symbols .....	169
<b>11. Numbers, Mathematics, and Units of Measure</b> .....	<b>203</b>
APPENDIX 11-1: The International System of Units (SI) .....	228
<b>12. Names and Numbers for Chemical Compounds</b> .....	<b>233</b>
APPENDIX 12-1: End-of-Line Hyphenation of Chemical Names .....	247
APPENDIX 12-2: Representation of Combinatorial Chemistry .....	250
<i>Derek Maclean</i>	
APPENDIX 12-3: CAS Registry Numbers .....	253
<b>13. Conventions in Chemistry</b> .....	<b>255</b>
APPENDIX 13-1: Symbols for Commonly Used Physical Quantities .....	277
APPENDIX 13-2: The Crystallographic Information File .....	284
<i>Frank H. Allen</i>	
<b>14. References</b> .....	<b>287</b>
<i>Janet S. Dodd, Leah Solla, and Paula M. Bérard</i>	
APPENDIX 14-1: CASSI Abbreviations for the 1000+ Most Commonly Cited Journals .....	328
APPENDIX 14-2: A Sample CASSI Entry .....	340
<b>15. Figures</b> .....	<b>343</b>
<i>Betsy Kulamer</i>	
<b>16. Tables</b> .....	<b>369</b>
<i>Betsy Kulamer</i>	
<b>17. Chemical Structures</b> .....	<b>375</b>
<i>Antony Williams</i>	
<b>18. Selected Bibliography</b> .....	<b>385</b>
<b>Index</b> .....	<b>389</b>



# Foreword

I fell in love with chemistry when I was 13. I fell in love with writing at the age of four when I learned to read. Indeed, my love of writing, and of writing well, was inspired by my love of reading. Perhaps that is true for all writers.

Fortunately for me, I have been able to combine my love of chemistry with my love of reading and writing in a long career as a science communicator and journalist. Most recently, I served for eight and a half years as editor-in-chief of *Chemical & Engineering News*, the flagship newsmagazine of the American Chemical Society. This gave me ample opportunity to read all of the stories in *C&EN* every week, not once but twice and sometimes three times; write weekly editorials and occasionally longer stories; and indulge my love of chemistry vicariously, as I read the scientific papers we highlighted in *C&EN*.

But writing is not as easy as reading. Writing and communicating take a great deal of skill and effort. One of my favorite quotations on the subject of writing comes from the novelist John Irving, who observed in *The World According to Garp* that a writer never reads for fun. It's true for me. When I read a sentence that is well crafted or even better, a scientific paper that is full of well-crafted sentences, I am always trying to figure out how the author managed to express a complicated idea with such ease and grace.

The goal of *The ACS Style Guide* is to help authors and editors achieve that ease and grace in all of their communications. To my mind, there's no reason why scientific papers should not be as easy to read as a good novel. That's a tall order, I realize, but if you read through this style guide, you will have all the tools

you need to help you achieve that goal. It's a wonderful reference book that I keep on my bookshelf and refer to often. I hope you will as well.

MADELEINE JACOBS  
*Executive Director and Chief Executive Officer*  
*American Chemical Society*





# Preface

Since publication of the second edition of *The ACS Style Guide* in 1997, much has changed in the world of scientific communication—and yet, many things remain the same.

During the past eight years, electronic dissemination of scientific, technical, and medical (STM) information has come to fruition. In chemistry, both the American Chemical Society and the Royal Society of Chemistry have made their scientific journals available on the World Wide Web and have digitized their respective publications back to the 19th century. Commercial publishers, who publish most of the world's chemical information, have likewise made their publications available on the Web. Publications in other scientific disciplines, engineering, and medicine have also taken this digital pathway. Whereas traditional journals continue to be printed and used, electronic delivery has greatly expanded the availability and reading of STM information far beyond what could have ever been envisioned with paper journals. Most manuscripts are now written with de facto standard word-processing software and adhere to formats developed for electronic creation and processing. Most manuscripts are submitted electronically, principally via the Internet on the Web. Communications among editors, reviewers, and authors are now largely electronic, as is communication between editors and production facilities and printers.

Regardless of the mode of information creation and delivery, the necessity for accurate information communicated in a clear, unambiguous manner, coupled with the ethical behavior of all participants, remains the same. As Janet Dodd wrote in the preface to the second edition, “In the midst of all this change, the comforting thought is that one goal of authors and editors has not changed: to communicate information in the most understandable and expedient fashion in

publications of the highest quality. To accomplish that goal, we need guidelines. This book is intended to guide and answer questions for authors and editors, to save them time, and to ensure clarity and consistency.”

## Third Edition

The third edition aims to continue such guidance while broadening the scope of the book to accommodate changes in technology and the homogenization of international scientific publishing. New topics in the third edition include chapters on

- ethics in scientific communication;
- submitting manuscripts via the Web;
- preparing and submitting publisher-ready figures, tables, and chemical structures, including information about various software programs to create artwork;
- formatting manuscript references to electronic resources and information on reference-management software; and
- markup languages, in anticipation of the classification and capture of scientific information in yet-to-be-defined structures.

The chapters on peer review, copyright, the editorial process, and writing style and word choice have been extensively rewritten. Although language certainly evolves with time, there have not been substantial changes in English during the past seven years. The chapters on grammar, punctuation, spelling, and conventions in chemistry remain largely the same as in the second edition. The use of typefaces, superscripts and subscripts, Greek letters, special symbols, numbers, mathematics, units of measure, and names and numbers for chemical compounds are generally unchanged, although some of the existing rules have been clarified. Some new rules and examples have been added to reflect new fields in chemistry, such as combinatorial chemistry and chemical biology. In all chapters, errors have been corrected (and almost certainly new errors inadvertently introduced!), and some changes have been made to reflect changes in practice, particularly as related to electronic issues.

Several features have been added to the third edition to improve the readers' ease of use:

- The contents are reorganized into two sections. The first section, “Scientific Communication”, contains chapters giving readers information on broad topics such as ethics in scientific communication, writing style and word usage, and submission of manuscripts using a Web-based system. The second section, “Style Guidelines”, contains chapters that give specific rules and examples. For instance, in these chapters readers will find infor-

mation on such topics as grammar, punctuation, and spelling; formatting numbers and specialized chemical conventions; when to use special typefaces; how to format references; and how to create figures, tables, and chemical structures.

- Throughout the book, the arrowlike icon (►) precedes rules. These rules may refer to grammar, word usage, or punctuation rules. Also, the icon may precede rules for creating publisher-ready artwork, rules about styling chemical terms, or rules about formatting names and chemical compounds. Examples are given under the rule to further illustrate it.
- Attention is drawn to particularly important topics by the use of reminders and boxes. Reminders are bounded by horizontal rules and are identified with a small pencil icon (✎); they contain a brief note on a single topic. Boxes are numbered sequentially within each chapter and contain more extensive information on a specific topic. Reminders and boxes that contain ACS-specific information are identified by a small ACS phoenix icon (◊). We believe that identification of these key issues in this manner will be helpful to readers.

Because of the desire on the part of the publisher to increase the use of the third edition of *The ACS Style Guide*, it is being made available on the World Wide Web. It is expected that periodic updates will be made to the electronic edition, which would not be feasible for the printed version. Additionally, if readers would like to request clarification of rules, they may do so by contacting the publisher at [styleguide@acs.org](mailto:styleguide@acs.org) or by addressing correspondence to The ACS Style Guide, Books Department, American Chemical Society, 1155 Sixteenth Street, NW, Washington, DC 20036.

Although *The ACS Style Guide* is written with an emphasis on chemistry and, to some extent, a focus on ACS journals, we believe that it has wide applicability to the sciences, engineering, medicine, and other disciplines. Chemistry is a mature science that cuts across virtually all basic and applied sciences.

Science in its broadest sense has always been an international activity. However, there is an increasing trend toward internationalization of scientific communication. For example, for the past several years, the majority of authors publishing in ACS journals reside outside North America. English has become the lingua franca of science in the same way that French once was the international language of diplomacy and commerce. The venerated *Beilsteins Handbuch der Organischen Chemie* has been published in English for a number of years. The prestigious journal *Angewandte Chemie: International Edition in English* conveys internationalization and the English language merely by its title. The premier publications *Science* and *Nature*, both published in English, have broad international authorship and readership. We believe that *The ACS Style Guide* will be a useful tool for the international scientific community using this common language.

## Acknowledgments

The editors would like to thank all the chapter authors and reviewers who contributed to this project. In particular, we would like to thank our colleagues in Columbus who provided assistance with all the style guidelines in the book, namely, Toddmichael Janiszewski, Diane Needham, “Ram” Ramaswami Ravi, Teresa Schleifer, and Joe Yurvati. A special thank you goes to Betsy Kulamer and Paula M. Bérard for their skilled editorial efforts. We certainly could not have completed this project without their capable assistance. We want to thank Sue Nedrow, who prepared an in-depth index that we think will be very useful to the readers. We also wish to express our appreciation to Bob Hauserman at the ACS for his suggestions and help.

Finally, we would like to express our indebtedness to Janet S. Dodd, who edited the first and second editions of *The ACS Style Guide*. Janet was more than the editor; she wrote much of the first two editions. Her contributions persist in the third edition.

ANNE M. COGHILL  
LORRIN R. GARSON  
*April 2006*



# Contributors

Frank H. Allen  
*Cambridge Crystallographic Data Centre*

Paula M. Bérard  
*Chattanooga, Tennessee*

Sarah C. Blendermann  
*ACS Publications Division, Office of Journal  
Support Services  
American Chemical Society*

Barbara A. Booth  
*Department of Civil and Environmental  
Engineering  
University of Iowa*

Karen S. Buehler  
*ACS Publications Division, Copyright Office  
American Chemical Society*

C. Arleen Courtney  
*ACS Publications Division, Copyright Office  
American Chemical Society*

Janet S. Dodd  
*Chemical & Engineering News  
American Chemical Society*

Gordon G. Hammes  
*Department of Biochemistry  
Duke University*

Stephen R. Heller  
*Division of Chemical Nomenclature and  
Structure Representation  
International Union of Pure and Applied  
Chemistry*

Betsy Kulamer  
*Kulamer Publishing Services*

Derek Maclean  
*KAI Pharmaceuticals*

Alan D. McNaught  
*Division of Chemical Nomenclature and  
Structure Representation  
International Union of Pure and Applied  
Chemistry*

Peter Murray-Rust  
*Unilever Centre for Molecular Informatics  
Department of Chemistry  
University of Cambridge*

Henry S. Rzepa  
*Department of Chemistry*  
*Imperial College London*

Leah Solla  
*Physical Sciences Library*  
*Cornell University*

Eric S. Slater  
*ACS Publications Division, Copyright Office*  
*American Chemical Society*

Antony Williams  
*Advanced Chemistry Development, Inc.*

# Ethics in Scientific Publication

Gordon G. Hammes

The principles that govern the ethics of scientific publication are no different than for any other endeavor: complete and accurate reporting and appropriate attribution to the contributions of others. However, as always, “the devil is in the details.” The ethical responsibilities of authors and reviewers are sufficiently important and complex that the editors of the American Chemical Society journals have developed a detailed document outlining these responsibilities. (This document, “Ethical Guidelines to Publication of Chemical Research” is presented in Appendix 1-1.) The purpose of this chapter is not to duplicate this document, but rather to discuss some of the important underlying principles and situations that often arise.

Scientific research, perhaps more than most professions, crucially depends on the integrity of the investigators. Most research consists of a series of complex experiments or theoretical calculations that cannot (or will not) be duplicated easily elsewhere. Moreover, it is usually extremely difficult to determine in detail if the results are correct and can be trusted. Published results generally are accepted at face value. Very often related work eventually may be done by others that tests the results, so that checks and balances exist within the system. This is usually a long process, however, and the advance of science may be significantly delayed if published results are not correct. The bottom line is that we depend on the integrity of the investigators reporting the results. We assume that the description of the work is accurate and honest unless proven otherwise. This places a considerable burden on the authors to ensure that the system works.

Research is by its nature exploratory, and honest mistakes may occur. Errors due to human fallibility are unfortunate, but not unethical. Research inevitably

pushes the boundaries of existing methodology and theory, so that errors in judgment and interpretation are bound to occur. This is a normal part of the scientific establishment. An often-quoted adage is that the only way never to make a mistake in print is never to publish. Errors due to carelessness or haste are poor science; they represent irresponsible, but not unethical, behavior.


Errors due to fabrication and falsification clearly are unethical and cannot be tolerated under any circumstances. Breakdowns in the system that are not honest mistakes have occurred; some examples are published by the Office of Research Integrity of the U.S. Department of Health and Human Services at <http://ori.dhhs.gov>. Fortunately, these breakdowns seem to be relatively few.

It is the responsibility of each author to ensure the quality and integrity of the research that is reported. The ethical principles governing the conduct of science should be well understood by all participants. This chapter considers only some aspects of this subject. An excellent introductory publication is available online from the National Academy of Sciences; see “On Being a Scientist: Responsible Conduct in Research” at <http://www.nap.edu/readingroom/books/obas/>.

## When To Publish: Significance and Timeliness

When is it time to publish? Research is open-ended, so the answer to this question is not always obvious and requires authors to balance significance and timeliness to arrive at a high-quality manuscript.

---

 **Reminder:** Research should be published in a timely manner when enough work has been done to yield significant results.

---

Researchers must decide when enough work has been done to make a significant contribution to a field. “Significant” is in the eye of the beholder, and sometimes reviewers and authors will differ markedly with regard to this judgment. The give and take between authors and reviewers is part of the normal process of science and undoubtedly improves the quality of published work. Clearly neither science nor scientific publishing are enhanced by a continual stream of short, incomplete descriptions of a research project. A publication should describe a project that is complete unto itself and represents a true advance in the field. (An exception to this rule occurs when a very unusual result is obtained that is of great interest and significance—in this case, publication as a preliminary note may be justified.)

Scientists also have an obligation to publish their research results in a timely manner. Unpublished research results constitute research not done in the eyes of other scientists. Unnecessary delays can result in duplication of efforts and may hinder the advancement of science. Under no circumstances should a manuscript



be submitted and then held up in the revision or page proof stage for reasons not directly related to the research—for example, because of patent considerations.

Given the “publish or perish” mentality that sometimes exists, researchers may be tempted to maximize their number of publications by publishing many short, somewhat repetitive research reports. This practice serves no useful purpose for science or the investigator. In truth, the reputation of an investigator is ultimately determined by the quality of research done over an extended time. Beginning independent investigators are often told that a research reputation can be thought of as a product of quantity times quality of published work. If only one publication appears every 10 years, they may be advised, it had better be a good one. On the other hand, a large number of low-quality publications is not of benefit to the individual or the profession.

Investigators may be tempted to publish the same material, or material only slightly different, multiple times. This practice is unethical. The manuscript should clearly describe prior work that has been done by the authors. It is the obligation of the corresponding author to inform the journal editor of any related manuscripts that have been submitted and/or published elsewhere, including preliminary communications and symposium volumes. There are no exceptions. Moreover, although the review process can be lengthy, under no circumstances should a manuscript be submitted simultaneously to multiple journals.

## What To Publish: Full Disclosure

Unfortunately, because of space limitations, the trend in publishing research results is to provide less and less detail. Although brevity is admirable, it is important that the results be described fully and accurately. Moreover, all of the results should be reported, not just those supporting the underlying hypotheses of the research. If necessary, most journals allow the possibility of submitting supporting documentation as supplementary information. Although this material does not appear in the printed version, it is readily available online. The rule of thumb is that sufficient information should be provided so that other investigators could repeat the experiments if they so desired. The necessity for providing sufficient detail has to be balanced with the need to conserve publication space. As might be expected, considerable variation exists in practice as to what this entails. The manuscript review process plays a tempering role, balancing these two factors.

Representative data and/or calculations are an important part of any scientific presentation. Obviously, not all of the data, derivations, and calculations can be presented. It is acceptable for the “typical data and/or calculations” that are presented to be among the best, but all the data should be included in the analyses. The reproducibility of the results is an implicit assumption for published work. However, first-rate research often involves difficult measurements at the edge of existing methodology, and the difference between signal and noise may

be hard to distinguish. It is acceptable to report results for which this is the case, as long as the appropriate qualifications are clearly stated. A critical assessment of the research should be made by the investigator, including an error analysis. No one should be more critical of the research that is reported than the authors.

## Who Are Authors?

Generally speaking, all authors of a publication should have made significant and substantial intellectual contributions to the work being reported. Unfortunately, this principle is often breached, as evidenced by manuscripts with tens, even hundreds, of authors. Some laboratories put the names of everyone in the laboratory on the published work, and some individuals put their names on every publication coming out of a laboratory, even if their participation was only nominal.

If a colleague prepared buffers or did routine computer programming, these contributions should be acknowledged, but they are not sufficient contributions for authorship. General discussion with colleagues or within research groups is rarely sufficient for inclusion in authorship. Despite some arbitrariness in defining what constitutes a significant intellectual contribution, the guiding ethical principle is clear and should be adhered to. Usually the question of authorship can be decided by discussion among the participants in the research. Occasionally, a third party may be required to adjudicate this issue. In any event, this matter should be fully resolved before submission of a manuscript.

A question that often arises concerns the order of the authors' names. This is not really an ethical issue, and practice varies from place to place. Most often the first author is assumed to have made the major contribution to the work, and the senior and/or corresponding author is listed last. However, many variations to this theme exist, such as putting the authors in alphabetical order. In some cases, the specific contributions of each author are described. Ideally, the order of authorship should be decided amicably among the authors, but perceptions sometimes differ between the individuals involved. Authors should not become obsessed with this matter. Ultimately, a researcher's scientific reputation rests on the totality of publications and the significance of contributions to the field.

It is often said that all authors are responsible for the entire content of a manuscript. This is a meritorious ideal, but unrealistic. Most manuscripts have multiple authors, and very often, a single author is responsible for only a portion of the work being presented. For example, the manuscript may contain a crystal structure, determined by an expert crystallographer; spectral data, determined by an expert spectroscopist; kinetic data, determined by an expert kineticist; etc. In cases such as this, a single author cannot be held responsible for all of the results presented. A more realistic assessment of what authorship implies is that each author should have read the manuscript carefully and understood the findings, but the technical responsibility is only for the area in which a given author

has the appropriate expertise. The responsibility of the corresponding author is to ensure that all authors have approved the manuscript before submission and for all subsequent revisions.


## What Went Before: Attribution and Context

Every scientific publication must include the proper attribution of the contributions of others by appropriate referencing and the placement of results within the context of the research field.

Referencing is a complex subject (see Chapter 14 of this volume). Every reference in the field cannot be cited, or the reference list would become intolerably long. However, important ideas and experiments must be cited. The introduction and discussion sections of a manuscript should be absolutely clear as to what the work of others has contributed to the research being reported. If data are presented that have been previously published, this should be clearly indicated. Direct quotations of more than a few words should be indicated by quotation marks and referenced. Paraphrases of quotations also should be referenced. Plagiarism—taking the writings or ideas of another and passing them off as one's own—of any type represents unethical conduct.

Occasionally, the attribution of an idea or fact may be to a “private communication” of a colleague or fellow scientist. In such cases, permission must be obtained from the individual in question before the citation is made. Reference to unpublished material should be avoided if possible because it generally will not be available to interested readers.

---

 **Reminder:** Every manuscript must reference the contributions of others and place results in the context of the research field.

---

The results and conclusions sections of a manuscript should be placed within the context of the research area. What was known before the research being presented? What has this research contributed that is new and significant? It should also be clear what conclusions are based on the work presented and which are speculations. It is appropriate to speculate—in fact, this is a stimulus to the field—as long as speculations are labeled as such. In this regard, the values and judgments of the authors and current thinking appropriately come into play.

Not all attributions to previous work cite supportive data. In some cases, results under discussion may differ from previous work, or authors may make critical comments about earlier research. Differences between the work reported and previous results must be discussed and reconciled. Criticism of previous work should be presented carefully and objectively, in terms of the facts only. This is part of normal scientific discourse. Criticism should never be directed at

individuals or laboratories; it is essential to consider only the facts that have been presented.

Acknowledgments should be made to people who have assisted in the project, but not sufficiently for authorship, and to sponsoring agencies. It is also imperative to acknowledge potential conflicts of interest that may exist. For example, if the research being reported concerns drug XYZ and one of the authors has a substantial financial interest in a company that makes drug XYZ or is conducting clinical trials with drug XYZ, these facts should be explicitly stated.

## What Next: After Publication

An author's obligations do not stop with publication. If errors are found in the published work, they should be corrected with the publication of errata. If other investigators request more information or more complete data, the requests should be fulfilled without delay.

A trickier issue concerns the distribution of special materials used in the research. The rule of thumb is that the authors should be willing to provide others with a reasonable supply of special materials that have been used in the research. However, some common sense should be applied to this rule. For example, if two years have been spent cloning a specific protein and it will be used in future research, it is unreasonable to expect researchers to give this clone to competitors who are planning similar experiments. Similarly, if a complex substance has been synthesized and only a small supply is available, it would be unreasonable to expect the material to be given away. However, the publication should provide sufficient detail so that other researchers can develop the clone themselves or synthesize the compound in question. Although ethical behavior in this area is not always clear, the general rule is that all aspects of the research should be fully disclosed and reasonable assistance should be given to other researchers. Progress in science depends greatly on open communication and cooperation.

## Obligations of a Reviewer

Scientific discourse depends on critical review of manuscripts before publication. (Peer review—including ethical considerations—is discussed in greater detail in Chapter 6 of this volume.) The primary obligation of reviewers is to provide a rational, objective review of the science. This requires a careful reading of the manuscript and a careful preparation of the review. The review process is anonymous for most journals, but this does not mean that the reviewer has free rein to criticize. Any criticism must be logically and objectively delineated, and it should never be directed at the authors personally. Reviewers also should place the work within the context of the field: is it a major contribution, minor contri-

bution, or an insufficient contribution to merit publication? Promptness in carrying out reviews is important and an ethical issue. Delaying a publication could be costly to an author, especially in a competitive field. The usual golden rule applies: review with the care and speed you expect for your own manuscripts. If a reviewer cannot meet a deadline, he or she should inform the publisher as soon as possible.

Manuscripts sent to reviewers are confidential documents. Unfortunately, a significant number of reviewers interpret the word “confidential” incorrectly. Confidential does not mean that reviewers can expand the scope of confidentiality, for example, within their research groups, by including a few colleagues, and so on. Confidential documents should not be shared or discussed with anybody without the explicit consent of the journal editor, the editorial board member handling the manuscript, or both. For example, senior investigators sometimes have graduate students or postdoctorals review manuscripts. This is acceptable only if the permission of the editor or editorial board member has been obtained. In some cases, a reviewer may discuss the results with a colleague; this also is forbidden if permission has not been obtained. Although breaches of confidentiality do not usually do any harm and are not intended to do so, they are unethical and should be avoided.

If reviewers have conflicts of interest with regard to a given manuscript, the manuscript should be returned as quickly as possible to the editor. Conflicts of interest vary. Perhaps similar research is being carried out in the reviewer’s laboratory, or the reviewer may be privy to confidential information that conflicts with the results reported. Conflicts of interest can be more personal in nature: perhaps a reviewer has had personal difficulties with or is a close friend of one of the authors. When in doubt, the usual rule is not to review or read the manuscript. If you are unsure, ask the editor handling the manuscript. The editor may want your expert opinion even if some level of apparent conflict exists.

Finally, the results in a manuscript under review cannot be quoted or incorporated into a reviewer’s own research program. After the work is published, a reviewer may use the ideas and data presented (with proper attribution), but the reviewer should not do so based on the review process. Such behavior is akin to insider trading in the purchase of stocks. Although a prison term is unlikely for this breach of conduct, the ethical principle is quite clear.

## Obligations as a Reader

Not all errors are found before publication by authors and reviewers; some are discovered by readers. If the errors involve serious misinterpretation or misquotation of the literature, the most straightforward procedure is to contact the author(s) directly. If this is awkward, the editor can be informed. It is not worthwhile, however, to create a fuss for nonsubstantive errors. Self-serving com-

plaints, such as not quoting the reader's own work enough, seldom have much credibility.

In rare situations, a scientist may have evidence that published material contains falsification, fabrication, or plagiarism. It is the obligation of every scientist to report such cases immediately to the editor of the journal. Institutions receiving financial support from the National Institutes of Health and the National Science Foundation are required to have mechanisms in place to investigate such occurrences, and direct reporting to the appropriate institutional office may be more expedient. Accusations must be supported by fact, not suspicions, because academic misconduct is a serious matter with career-threatening implications. Unpleasant as this situation may be, it should not be ignored.

## For the Health of Research

This chapter has emphasized the global ethics of the publication process. Ethics are not complicated, and the practices and rules are mainly common sense. Adherence to ethical standards in research and publication is not optional; rather, it is essential for the health of scientific research.



## APPENDIX 1-1

# Ethical Guidelines to Publication of Chemical Research

The guidelines embodied in this document were revised by the Editors of the Publications Division of the American Chemical Society in January 2000.

## Preface

The American Chemical Society serves the chemistry profession and society at large in many ways, among them by publishing journals which present the results of scientific and engineering research. Every editor of a Society journal has the responsibility to establish and maintain guidelines for selecting and accepting papers submitted to that journal. In the main, these guidelines derive from the Society's definition of the scope of the journal and from the editor's perception of standards of quality for scientific work and its presentation.

An essential feature of a profession is the acceptance by its members of a code that outlines desirable behavior and specifies obligations of members to each other and to the public. Such a code derives from a desire to maximize perceived benefits to society and to the profession as a whole and to limit actions that might serve the narrow self-interests of individuals. The advancement of science requires the sharing of knowledge between individuals, even though doing so may sometimes entail forgoing some immediate personal advantage.

With these thoughts in mind, the editors of journals published by the American Chemical Society now present a set of ethical guidelines for persons engaged in the publication of chemical research, specifically, for editors, authors, and manuscript reviewers. These guidelines are offered not in the sense that there is any immediate crisis in ethical behavior, but rather from a conviction that the observance of high ethical standards is so vital to the whole scientific enterprise that a definition of those standards should be brought to the attention of all concerned.

We believe that most of the guidelines now offered are already understood and subscribed to by the majority of experienced research chemists. They may, however, be of substantial help to those who are relatively new to research. Even

---

The ethical guidelines are also available in their most recent version on the Web at <https://paragon.acs.org>.

well-established scientists may appreciate an opportunity to review matters so significant to the practice of science.

## Guidelines

### ***A. Ethical Obligations of Editors of Scientific Journals***

1. An editor should give unbiased consideration to all manuscripts offered for publication, judging each on its merits without regard to race, religion, nationality, sex, seniority, or institutional affiliation of the author(s). An editor may, however, take into account relationships of a manuscript immediately under consideration to others previously or concurrently offered by the same author(s).
2. An editor should consider manuscripts submitted for publication with all reasonable speed.
3. The sole responsibility for acceptance or rejection of a manuscript rests with the editor. Responsible and prudent exercise of this duty normally requires that the editor seek advice from reviewers, chosen for their expertise and good judgment, as to the quality and reliability of manuscripts submitted for publication. However, manuscripts may be rejected without review if considered inappropriate for the journal.
4. The editor and members of the editor's staff should not disclose any information about a manuscript under consideration to anyone other than those from whom professional advice is sought. (However, an editor who solicits, or otherwise arranges beforehand, the submission of manuscripts may need to disclose to a prospective author the fact that a relevant manuscript by another author has been received or is in preparation.) After a decision has been made about a manuscript, the editor and members of the editor's staff may disclose or publish manuscript titles and authors' names of papers that have been accepted for publication, but no more than that unless the author's permission has been obtained.
5. An editor should respect the intellectual independence of authors.
6. Editorial responsibility and authority for any manuscript authored by an editor and submitted to the editor's journal should be delegated to some other qualified person, such as another editor of that journal or a member of its Editorial Advisory Board. Editorial consideration of the manuscript in any way or form by the author-editor would constitute a conflict of interest, and is therefore improper.
7. Unpublished information, arguments, or interpretations disclosed in a submitted manuscript should not be used in an editor's own research except with the consent of the author. However, if such information indicates that some of the editor's own research is unlikely to be profitable, the editor could



ethically discontinue the work. When a manuscript is so closely related to the current or past research of an editor as to create a conflict of interest, the editor should arrange for some other qualified person to take editorial responsibility for that manuscript. In some cases, it may be appropriate to tell an author about the editor's research and plans in that area.

8. If an editor is presented with convincing evidence that the main substance or conclusions of a report published in an editor's journal are erroneous, the editor should facilitate publication of an appropriate report pointing out the error and, if possible, correcting it. The report may be written by the person who discovered the error or by an original author.
9. An author may request that the editor not use certain reviewers in consideration of a manuscript. However, the editor may decide to use one or more of these reviewers, if the editor feels their opinions are important in the fair consideration of a manuscript. This might be the case, for example, when a manuscript seriously disagrees with the previous work of a potential reviewer.

### ***B. Ethical Obligations of Authors***

1. An author's central obligation is to present an accurate account of the research performed as well as an objective discussion of its significance.
2. An author should recognize that journal space is a precious resource created at considerable cost. An author therefore has an obligation to use it wisely and economically.
3. A primary research report should contain sufficient detail and reference to public sources of information to permit the author's peers to repeat the work. When requested, the authors should make a reasonable effort to provide samples of unusual materials unavailable elsewhere, such as clones, microorganism strains, antibodies, etc., to other researchers, with appropriate material transfer agreements to restrict the field of use of the materials so as to protect the legitimate interests of the authors.
4. An author should cite those publications that have been influential in determining the nature of the reported work and that will guide the reader quickly to the earlier work that is essential for understanding the present investigation. Except in a review, citation of work that will not be referred to in the reported research should be minimized. An author is obligated to perform a literature search to find, and then cite, the original publications that describe closely related work. For critical materials used in the work, proper citation to sources should also be made when these were supplied by a nonauthor.
5. Any unusual hazards inherent in the chemicals, equipment, or procedures used in an investigation should be clearly identified in a manuscript reporting the work.
6. Fragmentation of research reports should be avoided. A scientist who has done extensive work on a system or group of related systems should organize

publication so that each report gives a well-rounded account of a particular aspect of the general study. Fragmentation consumes journal space excessively and unduly complicates literature searches. The convenience of readers is served if reports on related studies are published in the same journal, or in a small number of journals.

7. In submitting a manuscript for publication, an author should inform the editor of related manuscripts that the author has under editorial consideration or in press. Copies of those manuscripts should be supplied to the editor, and the relationships of such manuscripts to the one submitted should be indicated.
8. It is improper for an author to submit manuscripts describing essentially the same research to more than one journal of primary publication, unless it is a resubmission of a manuscript rejected for or withdrawn from publication. It is generally permissible to submit a manuscript for a full paper expanding on a previously published brief preliminary account (a “communication” or “letter”) of the same work. However, at the time of submission, the editor should be made aware of the earlier communication, and the preliminary communication should be cited in the manuscript.
9. An author should identify the source of all information quoted or offered, except that which is common knowledge. Information obtained privately, as in conversation, correspondence, or discussion with third parties, should not be used or reported in the author’s work without explicit permission from the investigator with whom the information originated. Information obtained in the course of confidential services, such as refereeing manuscripts or grant applications, should be treated similarly.
10. An experimental or theoretical study may sometimes justify criticism, even severe criticism, of the work of another scientist. When appropriate, such criticism may be offered in published papers. However, in no case is personal criticism considered to be appropriate.
11. The coauthors of a paper should be all those persons who have made significant scientific contributions to the work reported and who share responsibility and accountability for the results. Other contributions should be indicated in a footnote or an “Acknowledgments” section. An administrative relationship to the investigation does not of itself qualify a person for coauthorship (but occasionally it may be appropriate to acknowledge major administrative assistance). Deceased persons who meet the criterion for inclusion as coauthors should be so included, with a footnote reporting date of death. No fictitious name should be listed as an author or coauthor. The author who submits a manuscript for publication accepts the responsibility of having included as coauthors all persons appropriate and none inappropriate. The submitting author should have sent each living coauthor a draft copy of the manuscript and have obtained the coauthor’s assent to coauthorship of it.

12. The authors should reveal to the editor any potential conflict of interest, e.g., a consulting or financial interest in a company, that might be affected by publication of the results contained in a manuscript. The authors should ensure that no contractual relations or proprietary considerations exist that would affect the publication of information in a submitted manuscript.

### ***C. Ethical Obligations of Reviewers of Manuscripts***

1. Inasmuch as the reviewing of manuscripts is an essential step in the publication process, and therefore in the operation of the scientific method, every scientist has an obligation to do a fair share of reviewing.
2. A chosen reviewer who feels inadequately qualified to judge the research reported in a manuscript should return it promptly to the editor.
3. A reviewer (or referee) of a manuscript should judge objectively the quality of the manuscript, of its experimental and theoretical work, of its interpretations and its exposition, with due regard to the maintenance of high scientific and literary standards. A reviewer should respect the intellectual independence of the authors.
4. A reviewer should be sensitive to the appearance of a conflict of interest when the manuscript under review is closely related to the reviewer's work in progress or published. If in doubt, the reviewer should return the manuscript promptly without review, advising the editor of the conflict of interest or bias. Alternatively, the reviewer may wish to furnish a signed review stating the reviewer's interest in the work, with the understanding that it may, at the editor's discretion, be transmitted to the author.
5. A reviewer should not evaluate a manuscript authored or coauthored by a person with whom the reviewer has a personal or professional connection if the relationship would bias judgment of the manuscript.
6. A reviewer should treat a manuscript sent for review as a confidential document. It should neither be shown to nor discussed with others except, in special cases, to persons from whom specific advice may be sought; in that event, the identities of those consulted should be disclosed to the editor.
7. Reviewers should explain and support their judgments adequately so that editors and authors may understand the basis of their comments. Any statement that an observation, derivation, or argument had been previously reported should be accompanied by the relevant citation. Unsupported assertions by reviewers (or by authors in rebuttal) are of little value and should be avoided.
8. A reviewer should be alert to failure of authors to cite relevant work by other scientists, bearing in mind that complaints that the reviewer's own research was insufficiently cited may seem self-serving. A reviewer should call to the editor's attention any substantial similarity between the manuscript under

consideration and any published paper or any manuscript submitted concurrently to another journal.

9. A reviewer should act promptly, submitting a report in a timely manner. Should a reviewer receive a manuscript at a time when circumstances preclude prompt attention to it, the unreviewed manuscript should be returned immediately to the editor. Alternatively, the reviewer might notify the editor of probable delays and propose a revised review date.
10. Reviewers should not use or disclose unpublished information, arguments, or interpretations contained in a manuscript under consideration, except with the consent of the author. If this information indicates that some of the reviewer's work is unlikely to be profitable, the reviewer, however, could ethically discontinue the work. In some cases, it may be appropriate for the reviewer to write the author, with copy to the editor, about the reviewer's research and plans in that area.
11. The review of a submitted manuscript may sometimes justify criticism, even severe criticism, from a reviewer. When appropriate, such criticism may be offered in published papers. However, in no case is personal criticism of the author considered to be appropriate.

#### ***D. Ethical Obligations of Scientists Publishing outside the Scientific Literature***

1. A scientist publishing in the popular literature has the same basic obligation to be accurate in reporting observations and unbiased in interpreting them as when publishing in a scientific journal.
2. Inasmuch as laymen may not understand scientific terminology, the scientist may find it necessary to use common words of lesser precision to increase public comprehension. In view of the importance of scientists' communicating with the general public, some loss of accuracy in that sense can be condoned. The scientist should, however, strive to keep public writing, remarks, and interviews as accurate as possible consistent with effective communication.
3. A scientist should not proclaim a discovery to the public unless the experimental, statistical, or theoretical support for it is of strength sufficient to warrant publication in the scientific literature. An account of the experimental work and results that support a public pronouncement should be submitted as quickly as possible for publication in a scientific journal. Scientists should, however, be aware that disclosure of research results in the public press or in an electronic database or bulletin board might be considered by a journal editor as equivalent to a preliminary communication in the scientific literature.

# Scientific Papers

**T**he chemistry community, like other scientific communities, depends on the communication of scientific results. Scientists communicate in a variety of ways, but much of the communication is through publication in books and journals. In this chapter, the different types of book and journal presentations are described, along with the components of the standard format for reporting original research.

## Types of Books

Books for the professional scientific community fall into one of three categories: proceedings volumes, monographs, and handbooks.

### *Proceedings Volumes*

Books based on meetings are called proceedings volumes. These are multiauthored volumes. The chapters in proceedings volumes may be accounts of original research or literature reviews. Generally, the chapters are developed and expanded from presentations given at symposia, but additional chapters may be written especially for the book to make sure that the coverage of the topic is complete. Proceedings volumes should contain at least one chapter that reviews the subject and also provides an overview of the book to unify the chapters into a coherent treatment of the subject. In a longer book that is divided into sections, each section may need a short overview chapter.

## **Monographs**

Monographs are books that examine a single topic in detail. They are written by one author or collaboratively by more than one author. Each chapter treats one subdivision of the broader topic.

## **Handbooks**

Handbooks are large, multiauthored volumes that discuss a field in depth. Generally, the individual submissions are short, about three or four pages. Each submission is written by one or two authors and provides a detailed discussion of a narrow topic within the scope of the book.

## **Journal Presentations**

There are four general types of presentations published in journals: articles, notes, communications, and reviews.

### **Articles**

Articles, also called full papers, are definitive accounts of significant, original studies. They present important new data or provide a fresh approach to an established subject. The organization and length of an article should be determined by the amount of new information to be presented and by space restrictions within the publication.

### **Notes**

Notes are concise accounts of original research of a limited scope. They may also be preliminary reports of special significance. The material reported must be definitive and may not be published again later. Appropriate subjects for notes include improved procedures of wide applicability or interest, accounts of novel observations or of compounds of special interest, and development of new techniques. Notes are subject to the same editorial appraisal as full-length articles.

### **Communications**

Communications, called “letters” or “correspondence” in some publications, are usually preliminary reports of special significance and urgency that are given expedited publication. They are accepted if the editor believes that their rapid publication will be a service to the scientific community. Communications are generally subject to strict length limitations; they must contain specific results to support their conclusions, but they may not contain nonessential experimental details.

The same rigorous standards of acceptance that apply to full-length articles also apply to communications. Like all types of presentations in journals, communications are submitted to review. In many cases, authors are expected to publish complete details (not necessarily in the same journal) after their communications have been published. Acceptance of a communication, however, does not guarantee acceptance of the detailed manuscript.


## Reviews

Reviews integrate, correlate, and evaluate results from published literature on a particular subject. They seldom report new experimental findings. Effective review articles have a well-defined theme, are usually critical, and may present novel theoretical interpretations. Ordinarily, reviews do not give experimental details, but in special cases (as when a technique is of central interest), experimental procedures may be included. An important function of reviews is to serve as a guide to the original literature; for this reason, accuracy and completeness of references cited are essential.

## Standard Format for Reporting Original Research

The main text of scientific papers presenting original research is generally organized into a standard format: abstract, introduction, experimental details or theoretical basis, results, discussion, and conclusions, although not necessarily in this order. This format has become standard because it is suitable for most reports of original research, it is basically logical, and it is easy to use. The reason it accommodates most reports of original research is that it parallels the scientific method of deductive reasoning: define the problem, create a hypothesis, devise an experiment to test the hypothesis, conduct the experiment, and draw conclusions. Furthermore, this format enables the reader to understand quickly what is being presented and to find specific information easily. This ability is crucial now more than ever because scientists, if not all professionals, must read much more material than in the past.

---

 **Reminder:** Journal articles and proceedings chapters are usually organized with an abstract, introduction, experimental details or theoretical basis, results, discussion, and conclusions.

---

Use the standard form for reports of original research whether the report is published in a journal or proceedings volume. Even if the information is more suited to one of the shorter types of presentations, the logic of the standard format applies, although some headings or sections may be omitted or other sections and subsections added. Manuscripts for monographs, handbooks,

literature reviews, or theoretical papers generally do not follow the standard form. Consult author guidelines for information on how to organize these types of presentations or look at previously published work. Regardless of the type of presentation, be sure to present all parts of the paper as concisely as possible.

An extremely important step is to check the specific requirements of the publication targeted and follow them. Some publishers provide templates that help authors produce manuscripts in the requested format. Templates are also useful in making sure that the manuscript is not too long. Most editors require revisions of manuscripts that are not in their requested format. Thus, not following a publication's requirements can delay publication and make more work for authors.

## Title

The best time to determine the title is after the text is written, so that the title will reflect the paper's content and emphasis accurately and clearly. The title must be brief and grammatically correct but accurate and complete enough to stand alone. A two- or three-word title may be too vague, but a 14- or 15-word title is unnecessarily long. If the title is too long, consider breaking it into title and subtitle.

The title serves two main purposes: to attract the potential audience and to aid retrieval and indexing. Therefore, include several keywords. The title should provide the maximum information for a computerized title search.

- Choose terms that are as specific as the text permits, e.g., “a vanadium–iron alloy” rather than “a magnetic alloy”. Avoid phrases such as “on the”, “a study of”, “research on”, “report on”, “regarding”, and “use of”. In most cases, omit “the” at the beginning of the title. Avoid nonquantitative, meaningless words such as “rapid” and “new”.
- Spell out all terms in the title, and avoid jargon, symbols, formulas, and abbreviations. Whenever possible, use words rather than expressions containing superscripts, subscripts, or other special notations. Do not cite company names, specific trademarks, or brand names of chemicals, drugs, materials, or instruments.
- Series titles are of little value. Some publications do not permit them at all. If consecutive papers in a series are published simultaneously, a series title may be relevant, but in a long series, paper 42 probably bears so limited a relationship to paper 1 that they do not warrant a common title. In addition, an editor or reviewer seeing the same title repeatedly may reject it on the grounds that it is only one more publication on a general topic that has already been discussed at length.



## Byline and Affiliation


Include in the byline all those, and only those, who made substantial contributions to the work, even if the paper was actually written by only one person. Chapter 1 and Appendix 1-1 in this book are more explicit on this topic.

- Many ACS publications specifically request at least one full given name for each author, rather than only initials. Use your first name, initial, and surname (e.g., John R. Smith) or your first initial, second name, and surname (e.g., J. Robert Smith). Whatever byline is used, be consistent. Papers by John R. Smith, Jr., J. Smith, J. R. Smith, Jack Smith, and J. R. Smith, Jr., will not be indexed in the same manner; the bibliographic citations may be listed in five different locations, and ascribing the work to a single author will therefore be difficult if not impossible.
- Do not include professional, religious, or official titles or academic degrees.
- The affiliation is the institution (or institutions) at which the work was conducted. If the author has moved to another institution since the work was done, many publications include a footnote giving the current address. Contact the editor about this.
- If there is more than one author, use an asterisk or superscript (check the specific publication's style) to indicate the author or authors to whom correspondence should be addressed. Clarify all corresponding authors' addresses by accompanying footnotes if they are not apparent from the affiliation line. E-mail addresses may be included in corresponding author footnotes.

## Abstract

Most publications require an informative abstract for every paper, even if they do not publish abstracts. For a research paper, briefly state the problem or the purpose of the research, indicate the theoretical or experimental plan used, summarize the principal findings, and point out major conclusions. Include chemical safety information when applicable. Do not supplement or evaluate the conclusions in the abstract. For a review paper, the abstract describes the topic, scope, sources reviewed, and conclusions. Write the abstract last to be sure that it accurately reflects the content of the paper.

---

 **Reminder:** The abstract allows the reader to determine the nature and scope of the paper and helps technical editors identify key features for indexing and retrieval.

---

- Although an abstract is not a substitute for the article itself, it must be concise, self-contained, and complete enough to appear separately in abstract publications. Often, authors' abstracts are used with little change in abstract pub-

lications. The optimal length is one paragraph, but it could be as short as two sentences. The length of the abstract depends on the subject matter and the length of the paper. Between 80 and 200 words is usually adequate.

- Do not cite references, tables, figures, or sections of the paper in the abstract. Do not include equations, schemes, or structures that require display on a line separate from the text.
- Use abbreviations and acronyms only when it is necessary to prevent awkward construction or needless repetition. Define abbreviations at first use in the abstract (and again at first use in the text).

## **Introduction**

A good introduction is a clear statement of the problem or project and the reasons for studying it. This information should be contained in the first few sentences. Give a concise and appropriate background discussion of the problem and the significance, scope, and limits of the work. Outline what has been done before by citing truly pertinent literature, but do not include a general survey of semirelevant literature. State how your work differs from or is related to work previously published. Demonstrate the continuity from the previous work to yours. The introduction can be one or two paragraphs long. Often, the heading “Introduction” is not used because it is superfluous; opening paragraphs are usually introductory.

## **Experimental Details or Theoretical Basis**

In research reports, this section can also be called “Experimental Methods”, “Experimental Section”, or “Materials and Methods”. Be sure to check the specific publication for the correct title of this section. For experimental work, give sufficient detail about the materials and methods so that other experienced workers can repeat the work and obtain comparable results. When using a standard method, cite the appropriate literature and give only the details needed.

- Identify the materials used and give information on the degree of and criteria for purity, but do not reference standard laboratory reagents. Give the chemical names of all compounds and the chemical formulas of compounds that are new or uncommon. Use meaningful nomenclature; that is, use standard systematic nomenclature where specificity and complexity require, or use trivial nomenclature where it will adequately and unambiguously define a well-established compound.
- Describe apparatus only if it is not standard or not commercially available. Giving a company name and model number in parentheses is nondistracting and adequate to identify standard equipment.

- Avoid using trademarks and brand names of equipment and reagents. Use generic names; include the trademark in parentheses after the generic name only if the material or product used is somehow different from others. Remember that trademarks often are recognized and available as such only in the country of origin. In ACS publications, *do not use* trademark (™) and registered trademark (®) symbols.
- Describe the procedures used, unless they are established and standard.
- Note and emphasize any hazards, such as explosive or pyrophoric tendencies and toxicity, in a separate paragraph introduced by the heading “Caution:”. Include precautionary handling procedures, special waste disposal procedures, and any other safety considerations in adequate detail so that workers repeating the experiments can take appropriate safety measures. Some ACS journals also indicate hazards as footnotes on their contents pages.

In theoretical reports, this section is called, for example, “Theoretical Basis” or “Theoretical Calculations” instead of “Experimental Details” and includes sufficient mathematical detail to enable other researchers to reproduce derivations and verify numerical results. Include all background data, equations, and formulas necessary to the arguments, but lengthy derivations are best presented as supporting information.

## Results

Summarize the data collected and their statistical treatment. Include only relevant data, but give sufficient detail to justify the conclusions. Use equations, figures, and tables only where necessary for clarity and brevity. Extensive but relevant data should be included in supporting information.

## Discussion

The purpose of the discussion is to interpret and compare the results. Be objective; point out the features and limitations of the work. Relate your results to current knowledge in the field and to the original purpose in undertaking the project: Was the problem resolved? What has been contributed? Briefly state the logical implications of the results. Suggest further study or applications if warranted.

Present the results and discussion either as two separate sections or as one combined section if it is more logical to do so. Do not repeat information given elsewhere in the manuscript.

## Conclusions

The purpose of the conclusions section is to put the interpretation into the context of the original problem. Do not repeat discussion points or include irrelevant material. Conclusions should be based on the evidence presented.

## Summary

A summary is unnecessary in most papers. In long papers, a summary of the main points can be helpful, but be sure to stick to the main points. If the summary itself is too long, its purpose is defeated.

## Acknowledgments

Generally, the last paragraph of the paper is the place to acknowledge people, organizations, and financing. As simply as possible, thank those persons, other than coauthors, who added substantially to the work, provided advice or technical assistance, or aided materially by providing equipment or supplies. Do not include their titles. If applicable, state grant numbers and sponsors here, as well as auspices under which the work was done, including permission to publish if appropriate.

Follow the publication's guidelines on what to include in the acknowledgments section. Some journals permit financial aid to be mentioned in acknowledgments, but not meeting references. Some journals put financial aid and meeting references together, but not in the acknowledgments section.

## References

In many books and journals, references are placed at the end of the article or chapter; in others, they are treated as footnotes. In any case, place the list of references at the end of the manuscript.

In ACS books and most journals, the style and content of references are standard regardless of where they are located. Follow the reference style presented in Chapter 14.

The accuracy of the references is the author's responsibility. Errors in references are one of the most common errors found in scientific publications and are a source of frustration to readers. Increasingly, hypertext links are automatically generated in Web-based publications, but this cannot be done for references containing errors. If citations are copied from another source, check the original reference for accuracy and appropriate content.

---

 **Reminder:** The accuracy of the references is the author's responsibility.

---

## Special Sections

This discussion on format applies to most manuscripts, but it is not a set of rigid rules and headings. If the paper is well organized, scientifically sound, and appropriate to the publication, adding other sections and subsections may be helpful to readers. For example, an appendix contains material that

is not critical to understanding the text but provides important background information.

### **Supporting Information**

Material that may be essential to the specialized reader but not require elaboration in the paper itself is published as supporting information, usually on the journal's Web page. Examples of supporting information include large tables, extensive figures, lengthy experimental procedures, mathematical derivations, analytical and spectral characterization data, biological test data for a series, molecular modeling coordinates, modeling programs, crystallographic information files, instrument and circuit diagrams, and expanded discussions of peripheral findings.

More journals are encouraging this type of publishing to keep printed papers shorter. For ACS journals, supporting information is available immediately by linking to it from the citing paper on the Web. For example, for the article "Vanadium-Based, Extended Catalytic Lifetime Catechol Dioxygenases: Evidence for a Common Catalyst" by Cindy-Xing Yin and Richard G. Finke in *The Journal of the American Chemical Society* **2005**, *127*, 9003–9013, the supporting information consists of two files, ja051594esi20050517\_053152.pdf (453 K) and ja051594erom20050320\_064528.cif (24 K).

When including supporting information, place a statement to that effect at the end of the paper, using the format specified in the author instructions for the specific journal. For complete instructions on how to prepare this material for publication, check the author instructions for the publication.

### **Web-Enhanced Objects**

Some publishers, including ACS, have started exploring various Web-based technologies to enhance the way that information in a research article is conveyed. Selected papers in Web editions may contain Web-enhanced objects (WEOs) to supplement a reader's understanding of the research being reported. These types of files include color figures (including three-dimensional, rotatable figures), chemical structures, animations, spectra, video, and sound files. Links to WEOs will appear in the Web edition of the paper. These objects, although not essential to the understanding of the science, should help to augment a reader's understanding of the research being reported. The types of objects suitable for this form of publication should be viewable with commonly available plugins (e.g., Chime) or helper applications (e.g., WebLab Viewer, RasMol), which allow viewing and manipulating these objects within the HTML file itself or in a separate window. For example, a figure in the journal article "Orientation and Phase Transitions of Fat Crystals under Shear" by Gianfranco Mazzanti, Sarah E. Guthrie, Eric B. Sirota, Alejandro G. Marangoni, and Stefan H. J. Idziak, in

*Crystal Growth & Design* **2003**, *3*, 721–725, is supplemented by a movie WEO (in .mov format) depicting the time sequence of synchrotron X-ray diffraction patterns for the crystallization of cocoa butter in chocolate (see <http://pubs.acs.org/subscribe/journals/cgdefu/asap/objects/cg034048a/Mazzantivideoup.mov>).

As with other types of special information, authors should check the author guidelines for the publication for instructions on how to prepare and submit WEOs.

# The Editorial Process

**P**ublishing a manuscript, whether intended for a journal or a book, is a process. It has four stages: the draft manuscript, manuscript review, the final manuscript, and processing of accepted manuscripts. Along the way, responsibility for the different stages passes from the author, to the journal or book editor, back to the author, and finally to the technical editor. This chapter provides an overview of each of these stages as they evolve in scientific, technical, and medical (STM) publishing.

## The Draft Manuscript

### *Getting Started*

Before beginning to write, authors should review the ethical principles of scientific publication (see Chapter 1). The editorial process is supported by the ethical obligations of authors, editors, reviewers, and readers. Author integrity and adherence to the principles that guide scientific publications—such as deciding when it is the appropriate time to publish, determining who should author the manuscript, and providing the proper attribution and context for the research—are as integral to the success of scientific publication as providing science that is sound and of high quality.

Although there is no fixed set of “writing rules” to be followed like a cookbook recipe or an experimental procedure, some guidelines can be helpful. Start by considering the questions in Box 3-1; answering these questions will clarify your goals and make it easier to write the manuscript with the proper amount of detail. It will also make it easier for the book or journal editor to determine the



### Box 3-1. Questions for Drafting Your Manuscript

What is the function or purpose of this manuscript? Are you describing original and significant research results? Are you reviewing the literature? Are you providing an overview of the topic? Something else?

Who is the audience? Why would they want to read your manuscript? What will you need to tell them to help them understand your work?

How is your work different from that described in other reports on the same subject? (*Unless you are writing a review, be sure that your manuscript will make an original contribution. Most STM publishers, including ACS, do not publish previously published material.*)

What is the best format for publishing this manuscript—as a journal article, book, or book chapter? If you choose a journal article, which journal is most appropriate? (*Links to ACS journals can be found at <http://pubs.acs.org/about.html>.*)

manuscript's suitability for the publication. Writing is like so many other things: once the goal is identified, the details fall into place.

After you have determined the function of the manuscript and identified the audience, review your material for completeness or excess. Reports of original research, whether intended for a journal or a book, can be organized in the standard format: abstract, introduction, experimental details or theoretical basis, results, discussion, and conclusions. These sections are discussed in Chapter 2.

Keep in mind that scientific writing is not literary writing. Scientific writing serves a purpose completely different from that of literary writing, and it must therefore be precise and unambiguous. You and your colleagues probably have been discussing the project for months, so the words seem familiar, common, and clear to you. However, the readers will not have been part of these discussions. Many words are clear when speaking because you can amplify the meaning with gestures, expressions, and vocal inflections—but when these same words are written, they may be clear only to you. Chapter 4 presents strategies on how to write clearly and concisely as well as to select words that convey the meaning intended.

If English is not your first language, ask an English-speaking colleague—if possible, a native English speaker—for help with grammar and diction.


### **Publishers' Requirements**

An extremely important step is to check the specific requirements of the publication and to follow them. Journals often specify a format, the number of pages,



what software packages or file formats are acceptable, how to cite references, and many other aspects of manuscript preparation. Requirements can vary from journal to journal even if the same publisher publishes them. Author guidelines for journals are generally posted on the Web at the journal's Web site, and they are also typically published in the first issue of each year. Book publishers also have author guidelines that need to be followed to expedite publication. Understanding the requirements for the manuscript cannot be overemphasized.


---

 **Publishing with ACS:** The author guidelines for ACS journals can be seen at <http://paragon.acs.org/paragon/index.jsp> (see "Author Information"). The author guidelines for ACS books can be found at <http://pubs.acs.org/books> (see "Info for Authors").

---

Some publishers provide templates for authors to use when preparing their manuscripts. Use of a template makes it easier for authors to control margins, fonts, and paragraph styles, as well as the length of the manuscript. It also facilitates peer review by placing tabular and graphical material near the discussion in the text and providing journal and book editors with a single file to work with. Templates are generally available for Windows and Macintosh platforms, and they can be downloaded from a publisher's or journal's Web page.

---

 **Publishing with ACS:** For ACS journals, templates can be accessed at <http://paragon.acs.org/paragon/index.jsp> (see "Download Manuscript Templates"). For ACS proceedings books, templates are available at <http://pubs.acs.org/books/authorinfo.shtml> (see "Request instructions on how to prepare your camera-ready manuscript").

---

## Artwork


As you write your draft manuscript, consider where structures, schemes, figures, and tables could be used appropriately to illustrate or support the material. Well-placed and well-designed artwork communicates information effectively, but too much artwork can be distracting.

Few scientists have access to graphic arts professionals. Consequently, chemical professionals need to know how to prepare art for manuscripts. Fortunately, software packages are available that can be easily mastered to produce good-looking graphs, charts, schemes, and structures. Chapters 15, 16, and 17 provide guidelines on when to use artwork and how to create figures, tables, or chemical structures and schemes that publishers can use effortlessly. These chapters also describe how to number figures, tables, structures, and schemes.

Sometimes you may wish to use artwork that has been previously published, whether from your own publications or from those of other authors. To use pre-

viously published artwork, you must get permission from the copyright holder, which is generally the publisher, even if you wrote the manuscript. Because it can take some time to secure reprint permission, it is a good idea to start obtaining permissions as you prepare your draft manuscript. If you wait until your manuscript is accepted for publication to initiate any permissions correspondence, publication of your manuscript may be delayed because publishers generally will not begin working on a manuscript when permissions are missing. Chapter 7 discusses how to get permission to reprint figures that have been previously published. Publishers' policies, and forms if required, are generally posted on their Web sites.


---

 **Publishing with ACS:** Authors can reprint artwork previously published in ACS books and journals in other ACS publications without permission, provided that ACS is the original copyright holder. ACS's copyright policy and procedures can be found at [http://pubs.acs.org/copyright\\_info.html](http://pubs.acs.org/copyright_info.html).

---

Journals vary in their requirements about where tables and figures are placed in the manuscript. Some journals permit tables and figures to be inserted into the text for the draft but require that the tables and figures be submitted separately in the final manuscript. Other journals request that the tables and figures be embedded in the text. Some publishers accept figures prepared in a wide range of software packages, whereas others specify use of certain drawing programs. Check the specific requirements of the publication targeted before submitting the draft manuscript.

---

 **Publishing with ACS:** Placement of artwork submitted to ACS journals depends on whether the manuscript is submitted through Paragon or the Paragon Plus environment. Be sure to check the author guidelines for the specific journal.

---


## References

References are an important component of every scholarly manuscript. Having complete and accurate references is the author's responsibility. Errors in references are one of the most common mistakes authors make. Although correct citations have always been important, the increasing number of hypertext links in Web-based publications makes correct citations more important than ever. Given the volume of manuscripts that publishers produce yearly, technical editors cannot verify each reference in each manuscript.

The citation of references in text is a subject that varies widely from journal to journal and publisher to publisher. There are three ways to cite references in text in ACS publications: superscript numbers, italic numbers in parentheses, or author name and year of publication. Authors are encouraged to check the

author guidelines for a specific publication to find information on citing references. Chapter 14 explains how to cite references in ACS publications and how to format references from a variety of publications, in both print and electronic formats.

---

 **Reminder:** Although correct citations have always been important, the increasing number of hypertext links in Web-based publications makes correct citations more important than ever.

---

### ***Revising the Draft Manuscript***

Once you have written your initial draft, the next step is a careful revision with an eye to organization, content, and editorial style, beginning with the questions in Box 3-2. Several chapters in this book are designed to help you communicate clearly. Chapter 9 reviews grammar, punctuation, and spelling. Chapter 10 provides guidelines on stylistic and editorial conventions, such as hyphenation and capitalization. Chapter 10 also includes a large appendix with abbreviations, acronyms, and symbols. Guidelines for using numbers, mathematics, and units of measure are given in Chapter 11. Two other chapters focus on more specific issues related to chemistry. Chapter 12 examines the use of proper chemical nomenclature. It provides rules for general chemistry nomenclature, as well as nomenclature in several specialized areas, such as polymer chemistry, biological chemistry, and combinatorial chemistry. Chapter 13 presents a quick reference guide for the use of typefaces, Greek letters, superscripts and subscripts, and special symbols that are commonly used in chemistry. Chapter 13 also includes an appendix containing symbols for commonly used physical quantities.

## **Manuscript Review**

When your draft manuscript is complete, check the journal or book author guidelines again for information on how and where to submit your draft. Some editors request that authors suggest possible reviewers. Some journals require that multiple copies of a draft manuscript be submitted and only accept manuscripts through the mail. Other journals request that the manuscript be submitted electronically via e-mail. Still others, like ACS, are using a Web-based system where authors submit a word-processing file or a PDF. For more information on submitting manuscripts using a Web-based system, see Chapter 5.

Once the editor has reviewed the manuscript and determined that it is appropriate for the publication, the peer-review process begins. Chapter 6 describes peer review and the responsibilities of reviewers and authors.



### Box 3-2. Questions for Revising Your Manuscript

Does your manuscript as it is written perform the function—new research, literature review, or topic overview—that you identified before you began your draft? Do you still think the format you selected—journal article, book, book chapter—is the best choice?

Have you explained terms, concepts, and procedures in a way that is appropriate to the audience you identified at the start?

Is your material presented in a logical fashion, so that a reader can easily follow your reasoning?

Is the manuscript too long? If so, what sections could be eliminated or possibly used as supporting information?

Do some sections need to be expanded to further clarify the material?

Are the sentences clear and unambiguous?

Are all the words spelled correctly and technical terms used appropriately?

Did you follow generally accepted conventions—such as those in this book—for communicating math and chemistry?


Could you use another opinion? You may find it helpful to ask a colleague, preferably one who is not closely involved with the research on which the manuscript is based, and preferably a native English speaker, to read and comment on your draft.

## The Final Manuscript

If your manuscript is accepted, the editor of the book or journal will return the peer-reviewed manuscript with a cover letter synthesizing the reviewers' comments and indicating what changes must be made for the final manuscript to be accepted. You, the author, then revise the manuscript accordingly. When you submit your final manuscript, include a cover letter indicating what changes you made. If you decide not to make some of the requested changes, you should write a rebuttal and send it with your final manuscript. For more information, see Chapter 6.

Authors are encouraged to submit all the paperwork with the final, revised manuscript. This includes all necessary permissions correspondence and, if required, a signed form transferring copyright from the author to the publisher. Chapter 7 gives a general introduction to copyright. If the manuscript is transmitted electronically, mail the forms separately.

---

 **Reminder:** When you submit your final manuscript, you should include the final versions of text, tables, and illustrations, as well as any necessary permissions correspondence and a signed copyright transfer form.

---

Finally, keep a copy of the revised manuscript and all permissions correspondence. You will need the revised manuscript to check against the proofs that your publisher sends. Copies of the permissions correspondence can save you time and effort if the permissions correspondence gets lost or separated from your manuscript.

## Processing of Accepted Manuscripts

Journal editors and multiauthored book editors send accepted manuscripts directly to the publisher. Authors of monographs interact directly with the publisher, generally through an acquisitions editor. Accepted manuscripts go through three phases before publication: technical editing, proofing and review by the author, and correction by the publisher.

### *Technical Editing*

During the process of creating a book or journal issue, authors' electronic word-processing files are manipulated in a variety of ways. Files are tagged to identify data elements for print production and links for online products. Artwork is prepared for both publication media. The manuscript is copyedited to ensure consistency, clarity, and grammatical accuracy; changes are introduced to ensure the use of standard chemical conventions, graphics presentation, and tabular format. Copy editors often contact authors or query them at the proof stage for clarification of material.

### *Author's Proof*

One author, generally the author to whom correspondence should be addressed, receives a proof of the manuscript for final approval before publication. Papers are not generally released for printing until the author's proof or other approval has been received. Hence, proofs should be checked and returned promptly according to individual journal or book instructions.

---

 **Publishing with ACS:** ACS journals request that proofs be returned within 48 hours of receipt.

---

Authors should check proofs very carefully and submit all of the corrections at one time; see Box 3-3 and Appendix 3-1 for information about reviewing



### Box 3-3. Tips for Checking Proofs

- ▶ If you are instructed to return changes via the Web, list all corrections, revisions, and additions and clearly identify their location.
- ▶ If you are instructed to return changes in hard copy (paper printouts), mark corrections legibly in the margins of the proofs as instructed by the publisher. Do not erase or obliterate type; instead, strike one line through copy to be deleted and write the change in the margin.
- ▶ Clarify complicated corrections by rewriting the entire phrase or sentence.
- ▶ Check all text, data, and references against the original manuscript. Pay particular attention to equations; formulas; tables; captions; spelling of proper names; and numbering of equations, illustrations, tables and references.
- ▶ Answer explicitly all queries made by the technical editor.

Proofreader's marks and a sample of marked manuscript are given in Appendix 3-1.

proofs. Only corrections and necessary changes can be made to proofs. Although all authors may look at the proofs, only the corresponding author should submit corrections. Extensive changes may require editorial approval, which delays publication. Printer's errors are corrected at no cost to authors, but some publishers charge authors the cost of extensive production work made necessary by their own alterations.

### **Publication**

After you return your corrected proofs, the technical editor will review them and ensure that the corrections are made properly.

### **ASAP (As Soon As Publishable) Articles**

Many STM publishers, including ACS, publish journal articles on the Web before publishing them in print. Papers accepted for publication in ACS journals will be posted on the "Articles ASAP" page on the journal Web site as soon as they are ready for publication; that is, when the proofs are corrected and all author concerns are resolved. Publication on the Web usually occurs within four working days of receipt of proof corrections; this can be any time from three to six weeks before the date of the printed issue. Once a paper appears on the Web, ACS and the scientific community consider it published.

### Article Reprints and Complimentary Copies

Generally, authors receive a form for reprint orders with the author proof. Authors should follow the instructions on the form. Some publishers provide electronic reprints, as well as paper reprints. Customarily, there is a charge for paper reprints, and reprints with color artwork cost more.

Book authors sometimes also receive complimentary copies of the volume in which their chapter appears. On contributions with more than one author, the number of complimentary copies is generally limited; that is, not all authors will receive complimentary copies.

### Corrections to Published Manuscripts

Corrections of consequence to a paper that has already been published should be sent to the editor. Most journals publish corrections soon after they have been received. Some journals have a specific format for additions or corrections; check the author guidelines. In books, errata sheets will be printed and included in every book, and the book itself will be corrected before reprinting. However, additions and corrections generally reflect poorly on the authors, and careful manuscript preparation and attention to detail in the entire publication process can prevent the necessity for subsequent corrections.



## APPENDIX 3-1

# Proofreaders' Marks

Publishers long ago established conventions for marking changes to manuscripts and proofs. These conventions, known as *proofreaders' marks*, evolved as an economical and precise shorthand for indicating on paper various types of changes.

Changes to double-spaced manuscript are marked one way (Figure 3A-1). Authors may be called on to interpret these proofreaders' marks if the publisher has copyediting done by hand, on paper. Common proofreaders' marks for manuscripts are presented in Figure 3A-2. Note that corrections to manuscripts are made in place (not in the margins) and usually need no additional explanation.

Changes to typeset proofs are marked somewhat differently (Figure 3A-3). Authors may be called on to use this proofreading method if the publisher supplies hard-copy (paper) proofs. Common proofreaders' marks for proofs (also called *galleys* or *page proofs*) are presented in Figure 3A-4. Note that corrections to proofs are made in two places: a minimal mark is made in the typeset text, to indicate where a change is being made, and an explanatory mark is made in the margin to describe the exact change. For example, a carat mark (^) in the typeset text indicates where new words are to be inserted; the words themselves are written in the margin. If there is more than one change to a typeset line, the changes in the margin are separated by slashes. (If you want to insert a slash, you should write out the word "slash" and circle it in the margin.) Two slashes in a row indicate that the first correction should be repeated. Try not to black out or obliterate the typeset characters. Avoid using arrows and lines to indicate where corrections go because more than one or two on a page breed confusion.



The photochemistry of  $\alpha,\beta$ -unsaturated ketones has attracted much attention and is still a field of current interest. Numerous examples of such photochemical transformations are well-documented for cyclic enones and dienones, including both cycloaddition reactions and rearrangements. For example, cyclopentenones 1 and 2 readily rearrange to cyclopropyl ketenes upon irradiation. Recently, the related cyclohexadienone-butadienyl ketene rearrangement has been shown to be a highly useful tool in the synthesis of natural products and macrocyclic lactones.

Whereas cis/trans isomerization, photodimerization, and [2 + 2] cycloadditions of acyclic  $\alpha,\beta$ -unsaturated ketones are well-investigated photochemical transformations, comparatively little is documented concerning the photochemistry of such enones involving photodissociation, rearrangement, or both. Clearly, the absence of ring strain lowers the reactivity toward bond cleavage and renders an initial Norrish type I reaction unlikely. Introduction of radical stabilizing groups in the  $\alpha$ -position of the enone may, however, be expected to change the reactivity of the enone in favor of the photochemical  $\alpha$ -cleavage and subsequent reactions derived from the resulting radical pairs.

Figure 3A-1. Sample of a manuscript copyedited by hand.



Operational Signs		Typographical Signs	
	Delete		Lowercase a capital letter
	Close up; delete space		Capitalize a lowercase letter
	Delete and close up		Set in small capitals
	Insert space		Set in italic type
	Begin new paragraph		Set in roman type
	Run paragraphs together		Set in boldface type
	One em space		Wrong font; set in correct type
	Move right	✓	Superscript
	Move left	^	Subscript
	Center	Punctuation Marks	
	Move up	⋮	Insert comma
	Move down	⋮	Insert apostrophe (or single quotation mark)
	Align horizontally		Insert quotation marks
	Align vertically	⊙	Insert period
	Transpose	?	Insert question mark
	Spell out	;	Insert semicolon
	Let it stand	:	Insert colon
	Flush left	/=/	Insert hyphen
	Flush right	—	Insert em dash
	Center	—	Insert en dash

Figure 3A-4. Common proofreaders' marks for marking proofs.

# Writing Style and Word Usage

**E**very writer has a personal style, but all good writing tends to observe guidelines and conventions that communicate meaning clearly and exactly to readers. Scientific writing, in particular, must be precise and unambiguous to be effective.

This chapter presents guidelines for correct sentence structure and word usage. Other chapters of this book present topics also related to good writing style. Chapter 2 discusses the parts of a scientific paper; Chapter 3 presents an overview of the editorial process. Chapters in Part 2 address more specialized rules for usage; see, especially, Chapter 9 on grammar, punctuation, and spelling and Chapter 10 on editorial style.

## Correct Sentence Structure

Good organization (see Chapter 2) and sentence structure are an author's primary tools for conveying information in a logical, persuasive manner. When the words in a sentence are placed so that the reader follows easily from one fact or point to the next, then the reader is best able to comprehend the author's intended meaning. Poorly structured or ordered sentences create confusion for readers, who are then unable to understand accurately the author's meaning.

Short, simple *declarative* sentences—that is, sentences that make statements, rather than pose questions, issue commands, or exclaim—are the easiest to write and the easiest to read. They are also usually clear. However, too many short sentences in a row can sound abrupt or monotonous. They also can place too heavy a burden on the reader to connect the ideas from one sentence to the next. To

add sentence variety and to enhance the flow of ideas, it is better to start with simple declarative sentences and then combine some of them, rather than to start with long rambling sentences and then try to shorten them. Two or more *simple* sentences (sentences with one independent clause and no subordinate clauses) can be combined to form a *compound* sentence. A *complex* sentence is created by adding one or more subordinate clauses to a simple sentence. A *clause* is a group of words that has a subject and a verb. If a clause can stand all by itself, it is an *independent clause*. If a clause cannot stand alone, it is a *dependent* or *subordinate* clause.

## Verbs

### Voice

A sentence is said to be in *active voice* when the subject of the sentence is the doer of the action indicated by the verb. The subject of an active verb is doing the action of the verb. In *passive voice*, the subject is the receiver of the action indicated by the verb.

- Use the active voice when it is less wordy and more direct than the passive.

#### POOR

The fact that such processes are under strict stereoelectronic control is demonstrated by our work in this area.

#### BETTER

Our work in this area demonstrates that such processes are under strict stereoelectronic control.

- Use the passive voice when the doer of the action is unknown or not important or when you would prefer not to specify the doer of the action.

The solution is shaken until the precipitate forms.

Melting points and boiling points have been approximated.

Identity specifications and tests are not included in the monographs for reagent chemicals.

### Tense

Using the appropriate verb tense helps to orient the reader as to the nature of the information.

- Simple past tense is correct for stating what was done, either by others or by you.

The solutions were heated to boiling.

Jones reviewed the literature and gathered much of this information.

We found that relativistic effects enhance the bond strength.

The structures were determined by neutron diffraction methods.

- Present tense is correct for statements of fact.

Absolute rate constants for a wide variety of reactions are available.

Hyperbranched compounds are macromolecular compounds that contain a branching point in each structural repeat unit.

- Present and simple past tenses may both be correct for results, discussion, and conclusions.

The characteristics of the voltammetric wave indicate that electron transfer occurs spontaneously.

The absence of substitution was confirmed by preparative-scale electrolysis.

IR spectroscopy shows that nitrates are adsorbed and are not removed by washing with distilled water.

However, the use of present or simple past tense for results, discussion, and conclusions should be consistent within a paper.

### Other Forms

- It is acceptable to use split infinitives to avoid awkwardness or ambiguity.

#### AWKWARD

The program is designed to assist financially the student who is considering a career in chemistry.

#### BETTER

The program is designed to financially assist the student who is considering a career in chemistry.

#### AMBIGUOUS

The bonded phases allowed us to investigate fully permanent gases.

#### BETTER

The bonded phases allowed us to fully investigate permanent gases.

### ***Subjects and Subject–Verb Agreement***

- Use first person when it helps to keep your meaning clear and to express a purpose or a decision.

Jones reported xyz, but I (or we) found ....

#### 44 ► The ACS Style Guide

I (or we) present here a detailed study ....

My (or our) recent work demonstrated ....

To determine the effects of structure on photophysics, I (or we) ....

However, avoid clauses such as “we believe”, “we feel”, and “we can see”, as well as personal opinions.

► Subjects and verbs must agree in person and number; this important point is discussed in detail in Chapter 9.

### **Sentence Modifiers**

Modifiers made up of phrases or dependent clauses can be added to simple sentences to indicate, for example, cause and effect, or time sequence, or comparison.

► A *restrictive* phrase or clause is one that is essential to the meaning of the sentence. Restrictive modifiers are not set off by commas.

Only doctoral students who have completed their coursework may apply for this grant.

Several systems that take advantage of this catalysis can be used to create new palladium compounds.

► A *nonrestrictive* phrase or clause is one that adds meaning to the sentence but is not essential; in other words, the meaning of the basic sentence would be the same without it. Nonrestrictive modifiers are set off by commas.

Doctoral students, who often have completed their coursework, apply for this teaching fellowship.

Several systems, which will be discussed below, take advantage of this catalytic reaction.

► A *misplaced modifier* is one that is placed next to the wrong word in the sentence, so it inadvertently misrepresents the author’s intended meaning.

INCORRECT

We commenced a new round of experiments unable to point to meaningful conclusions.

CORRECT

Unable to point to meaningful conclusions, we commenced a new round of experiments.

- A *dangling modifier* is one that lacks a word in the sentence to modify in a logical or sensible way. It should not be confused with an *absolute construction*, which modifies an entire sentence. (See also the discussion of dangling modifiers in Chapter 9.)

INCORRECT

Adding 2 mL of indicator solution, the end point for the titration was reached.

CORRECT

Adding 2 mL of indicator solution, we reached the end point for the titration.

When we added 2 mL of indicator solution, the end point for the titration was reached.

### **Sentence Construction and Word Order**

- Use an affirmative sentence rather than a double negative.

INSTEAD OF

This reaction is not uncommon.

This transition was not unexpected.

This strategy is not infrequently used.

This result is not unlikely to occur.

CONSIDER USING

This reaction is common.

This reaction is not rare.

This reaction occurs about 40% of the time.

This transition was expected.

We knew that such transitions were possible.

This strategy is frequently used.

This strategy is occasionally used.

This result is likely to occur.

This result is possible.

- Watch the placement of the word “only”. It has different meanings in different places in the sentence.

Only the largest group was injected with the test compound. (Meaning: and no other group)

The largest group was only injected with the test compound. (Meaning: and not given the compound in any other way)

The largest group was injected with only the test compound. (Meaning: and no other compounds)

The largest group was injected with the only test compound. (Meaning: there were no other test compounds)

- Be sure that the antecedents of pronouns are clear; in other words, when you use a pronoun (for example, “he”, “she”, “it”, or “they”), the noun to which the pronoun refers should be obvious (for example, “Isaac Newton”, “Marie Curie”,



“the compound”, or “the research team”). This is particularly true for the pronouns “this” and “that”. If there is a chance of ambiguity, use a noun to clarify your meaning.

#### AMBIGUOUS

The photochemistry of transition-metal carbonyl complexes has been the focus of many investigations. This is due to the central role that metal carbonyl complexes play in various reactions.

#### UNAMBIGUOUS

The photochemistry of transition-metal carbonyl complexes has been the focus of many investigations. This interest is due to the central role that metal carbonyl complexes play in various reactions.

► Use the proper subordinating conjunctions. (*Conjunctions* join parts of a sentence; *subordinating conjunctions* join subordinate clauses to the main sentence.) “While” and “since” have strong connotations of time. Do not use them where you mean “although”, “because”, or “whereas”.

#### POOR

Since solvent reorganization is a potential contributor, the selection of data is very important.

#### BETTER

Because solvent reorganization is a potential contributor, the selection of data is very important.

#### POOR

While the reactions of the anion were solvent-dependent, the corresponding reactions of the substituted derivatives were not.

#### BETTER

Although the reactions of the anion were solvent-dependent, the corresponding reactions of the substituted derivatives were not.

The reactions of the anion were solvent-dependent, but (or whereas) the corresponding reactions of the substituted derivatives were not.

## Parallelism

*Parallelism*, or *parallel construction*, is the use of words or groups of words of equal grammatical rank. *Equal grammatical rank* means that words are connected only to words, phrases only to phrases, subordinate clauses only to other subordinate clauses, and sentences only to other sentences. Establish parallel construction by using coordinating conjunctions, correlative conjunctions, and correlative constructions.

- A *coordinating conjunction* is a single word, such as “and”, “but”, “or”, “nor”, “yet”, “for”, and sometimes “so”.

INCORRECT

Compound 12 was prepared analogously and by Lee’s method (5).

CORRECT

Compound 12 was prepared in an analogous manner and by Lee’s method (5).

- A *correlative conjunction* is a pairing of words, such as “either ... or”; “neither ... nor”; “both ... and”; “not only ... but also”; and “not ... but”.

INCORRECT

The product was washed either with alcohol or acetone.

CORRECT

The product was washed with either alcohol or acetone.

The product was washed either with alcohol or with acetone.

INCORRECT

It is best to use alternative methods both because of the condensation reaction and because the amount of water in the solvent increases with time.

CORRECT

It is best to use alternative methods both because of the condensation reaction and because of the increase in the amount of water in the solvent with time.

INCORRECT

Not only was the NiH functionality active toward the C-donor derivatives but also toward the N donors.

CORRECT

The NiH functionality was active not only toward the C-donor derivatives but also toward the N donors.

The NiH functionality was not only active toward the C-donor derivatives but also active toward the N donors.

Not only was the NiH functionality active toward the C-donor derivatives, but it was also active toward the N donors.

- A *correlative construction* is a sentence structure that uses “as ... as” (for example, “as well as”).

He performed the experiment as well as I could have done it.

- Do not try to use parallel construction around the word “but” when it is not used as a coordinating conjunction.

Increasing the number of fluorine atoms on the adjacent boron atom decreases the chemical shift, but only by a small amount.

The reaction proceeded readily, but with some decomposition of the product.

- Use parallel constructions in series and lists, including section headings and subheadings in text and tables and listings in figure captions.

## Comparisons

- Introductory phrases that imply comparisons should refer to the subject of the sentence and be followed by a comma.

### INCORRECT

Unlike alkali-metal or alkaline-earth-metal cations, hydrolysis of trivalent lanthanides proceeds significantly at this pH.

### CORRECT

Unlike that of alkali-metal or alkaline-earth-metal cations, hydrolysis of trivalent lanthanides proceeds significantly at this pH.

Unlike alkali-metal or alkaline-earth-metal cations, trivalent lanthanides hydrolyze significantly at this pH.

### INCORRECT

In contrast to the bromide anion, there is strong distortion of the free fluoride anion on the vibrational spectroscopy time scale.

### CORRECT

In contrast to the bromide anion, the free fluoride anion is strongly distorted on the vibrational spectroscopy time scale.

- Use the verb “compare” followed by the preposition “to” when similarities are being noted. Use “compare” followed by the preposition “with” when differences are being noted. Only things of the same class should be compared.

Compared to compound **3**, compound **4** shows an NMR spectrum with corresponding peaks.

Compared with compound **3**, compound **4** shows a more complex NMR spectrum.

- Do not omit words needed to complete comparisons, and do not use confusing word order. The subordinating conjunction “than” is often used to introduce the second element in a comparison, following an adjective or adverb in the comparative degree.

## INCORRECT

The alkyne stretching bands for the complexes are all lower than the uncoordinated alkyne ligands.

## CORRECT

The alkyne stretching bands for the complexes are all lower than those for the uncoordinated alkyne ligands.

The alkyne stretching bands are all lower for the complexes than for the uncoordinated alkyne ligands.

## INCORRECT

The decrease in isomer shift for compound 1 is greater in a given pressure increment than for compound 2.

## CORRECT

The decrease in isomer shift for compound 1 is greater in a given pressure increment than that for compound 2.

The decrease in isomer shift in a given pressure increment is greater for compound 1 than for compound 2.

- Idioms often used in comparisons are “different from”, “similar to”, “identical to”, and “identical with”. Generally these idioms should not be split.

## INCORRECT

The complex shows a significantly different NMR resonance from that of compound 1.

## CORRECT

The complex shows an NMR resonance significantly different from that of compound 1.

## INCORRECT

Compound 5 does not catalyze hydrogenation under similar conditions to compound 6.

## CORRECT

Compound 5 does not catalyze hydrogenation under conditions similar to those for compound 6.

- EXCEPTION These idioms can be split if an intervening prepositional phrase modifies the first word in the idiom.

The single crystals are all similar in structure to the crystals of compound 7.

Solution A is identical in appearance with solution B.

► Phrases such as “relative to”, “as compared to”, and “as compared with” and words such as “versus” are also used to introduce the second element in a comparison. The things being compared must be parallel.

The greater acidity of nitric acid relative to nitrous acid is due to the initial-state charge distribution in the molecules.

The lowering of the vibronic coupling constants for Ni as compared with Cu is due to configuration interaction.

This behavior is analogous to the reduced Wittig-like reactivity in thiolate versus phenoxide complexes.

## Correct Word Usage

The words chosen by a writer are one of the defining characteristics of that author’s style; however, word choice is not governed by style alone. The audience for a paper (as discussed in Chapter 3) must influence a writer’s choice of words so that the writer can select words that are likely to be known to the audience and define the words that are not. The type of document also may influence a writer’s word choices because some documents, such as scientific papers, journal articles, and books, tend to more formal word usage, whereas other documents, such as e-mails, allow less formality.

The choice of the correct word to express meaning begins with a good dictionary, but it also extends to understanding small differences in meaning between two words or phrases that are almost synonymous or that are spelled similarly but have significant differences in meaning. It is best to use words in their primary meanings and to avoid using a word to express a thought if such usage is uncommon, informal, or primarily literary. Many words are clear when you are speaking because you can amplify your meaning with gestures, expressions, and vocal inflections—but when these same words are written, they may be clear only to you.

This chapter presents only a few words and phrases that are commonly misused in scientific writing; consult a good reference on word usage for more comprehensive assistance. (Several such references are listed under the heading “References on Scientific Communication” in Chapter 18.)

### ***Grouping and Comparison Words***

► Use “respectively” to relate two or more sequences in the same sentence.

The excitation and emission were measured at 360 and 440 nm, respectively. (That is, the excitation was measured at 360 nm, and the emission was measured at 440 nm.)

- Use the more accurate terms “greater than” or “more than” rather than the imprecise “over” or “in excess of”.

greater than 50% (*not* in excess of 50%)

more than 100 samples (*not* over 100 samples)

more than 25 mg (*not* in excess of 25 mg, *not* over 25 mg)

- Use “fewer” to refer to number; use “less” to refer to quantity.

fewer than 50 animals

fewer than 100 samples

less product

less time

less work

- However, use “less” with number and unit of measure combinations because they are regarded as singular.

less than 5 mg

less than 3 days

- Use “between” with two named objects; use “among” with three or more named or implied objects.

Communication between scientists and the public is essential.

Communication among scientists, educators, and the public is essential.

Communication among scientists is essential.

### ***Commonly Confused Words and Phrases***

- Choose “myself” and “me” depending on your meaning. “Myself” is a reflexive pronoun that is used only in sentences in which “I” is the subject, whereas “me” is used as a direct or indirect object or the object of a preposition. “Myself” is never a substitute for “me”.

Please give a copy of the agenda to Anne and me. (*not* to Anne and myself)

I myself checked the agenda.

Cheryl and I checked the agenda. (*not* Cheryl and myself)

The agenda was checked by Barbara and me. (*not* by Barbara and myself)

- Choose “due to”, which means “attributable to”, only to modify a noun or pronoun directly preceding it in the sentence or following a form of the verb “to be”.

Cutbacks due to decreased funding have left us without basic reference books.

The accuracy of the prediction is due to a superior computer program.

- Choose “based on” and “on the basis of” depending on your meaning. Phrases starting with “based on” must modify a noun or pronoun that usually immediately precedes or follows the phrase. Use phrases starting with “on the basis of” to modify a verb.

The doctors' new methods in brain surgery were based on Ben Carson's work.

On the basis of the molecular orbital calculations, we propose a mechanism that can account for all the major features of alkali and alkaline earth catalyzed gasification reactions. (*not* Based on ...)

- Choose “assure”, “ensure”, and “insure” depending on your meaning. To assure is to affirm; to ensure is to make certain; to insure is to indemnify for money.

He assured me that the work had been completed.

The procedure ensures that clear guidelines have been established.

You cannot get a mortgage unless you insure your home.

- Choose “affect”, “effect”, and “impact” depending on your meaning. When “affect” is used as a verb, it means to influence, modify, or change. When “effect” is used as a verb, it means to bring about, but as a noun it means consequence, outcome, or result. “Impact” is a noun meaning a significant effect.

The increased use of pesticides affects agricultural productivity.

The use of polychlorinated benzenes has an effect on the cancer rate.

The effect of the added acid was negligible.

The new procedure effected a 50% increase in yield.

The impact of pesticide use on health is felt throughout the world.

The acid did not have a great impact on the reaction rate.

- Use “whether” to introduce at least two alternatives, either stated or implied.

I am not sure whether I should repeat the experiment.

I am not sure whether I should repeat the experiment or use a different statistical treatment.

I am going to repeat the experiment whether the results are positive or negative.

Use “whether or not” to mean “regardless of whether”.

#### INCORRECT

I am not sure whether or not to repeat the experiment.

## CORRECT

I am not sure whether to repeat the experiment.

Whether or not the results are positive, I will repeat the experiment.

Whether or not I repeat the experiment, I will probably leave the laboratory late tonight.

- Use “to comprise” to mean “to contain” or “to consist of”; it is not a synonym for “to compose”. The whole *comprises* the parts, or the whole *is composed of* the parts, but the whole is not *comprised of* the parts. Never use “is comprised of”.

## INCORRECT

A book is comprised of chapters.

## CORRECT

A book comprises chapters.

A book is composed of chapters.

## INCORRECT

Our research was comprised of three stages.

## CORRECT

Our research comprised three stages.

### ***Use of “A” and “An”***

- Choose the articles “a” and “an” according to the pronunciation of the words or abbreviations they precede. See pp 257 and 264 for the use of “a” and “an” with chemical elements and isotopes.

a nuclear magnetic resonance spectrometer  
an NMR spectrometer

- Use “a” before an aspirated “h”; use “an” before the vowel sounds of a, e, i, o, “soft” or “short” u, and y.

a house, a history (*but* an hour, an honor)  
a union, a U-<sup>14</sup>C (*but* an ultimate)  
a yard (*but* an ylide, an yttrium compound)

- Choose the proper article to precede B.A., B.S., M.A., M.S., and Ph.D., according to pronunciation of the first letter.

a B.S. degree  
an M.S. degree  
a Ph.D.



**Words and Phrases To Avoid**

- Avoid slang and jargon.
- Be brief. Wordiness obscures your message and annoys your readers.
- Omit empty phrases such as

As already stated  
 It has been found that  
 It has long been known that  
 It is interesting to note that  
 It is worth mentioning at this point  
 It may be said that  
 It was demonstrated that

- Omit excess words.

**INSTEAD OF**

It is a procedure that is often used.  
 There are seven steps that must be completed.  
 This is a problem that is ....  
 These results are preliminary in nature.

**CONSIDER USING**

This procedure is often used.  
 Seven steps must be completed.  
 This problem is ....  
 These results are preliminary.

- Write economically (and usually more precisely) by using single words instead of phrases.

**INSTEAD OF**

a number of  
 a small number of  
 are found to be  
 are in agreement  
 are known to be  
 at present  
 at the present time  
 based on the fact that  
 by means of  
 despite the fact that  
 due to the fact that  
 during that time  
 fewer in number  
 for the reason that  
 has been shown to be  
 if it is assumed that  
 in color, e.g., red in color  
 in consequence of this fact  
 in length  
 in order to  
 in shape, e.g., round in shape  
 in size, e.g., small in size

**CONSIDER USING**

many, several  
 a few  
 are  
 agree  
 are  
 now  
 now  
 because  
 by  
 although  
 because  
 while  
 fewer  
 because  
 is  
 if  
 just state the color, e.g., red  
 therefore, consequently  
 long  
 to  
 just state the shape, e.g., round  
 just state the size, e.g., small

## INSTEAD OF

in spite of the fact that  
 in the case of ...  
 in the near future  
 in view of the fact that  
 is known to be  
 it appears that  
 it is clear that  
 it is likely that  
 it is possible that  
 it would appear that  
 of great importance  
 on the order of  
 owing to the fact that  
 prior to  
 reported in the literature  
 subsequent to

## CONSIDER USING

although  
 in ..., for ...  
 soon  
 because  
 is  
 apparently  
 clearly  
 likely  
 possibly  
 apparently  
 important  
 about  
 because  
 before  
 reported  
 after

- Do not use contractions in scientific papers.

## INCORRECT

The identification wasn't confirmed by mass spectrometry.

## CORRECT

The identification was not confirmed by mass spectrometry.

- Do not use the word “plus” or the plus sign as a synonym for “and”.

## INCORRECT

Two bacterial enzymes were used in a linked-enzyme assay for heroin plus metabolites.

## CORRECT

Two bacterial enzymes were used in a linked-enzyme assay for heroin and its metabolites.

- Do not use “respectively” when you mean “separately” or “independently”.

## INCORRECT

The electrochemical oxidations of chromium and tungsten tricarbonyl complexes, respectively, were studied.

## CORRECT

The electrochemical oxidations of chromium and tungsten tricarbonyl complexes were studied separately.

- Avoid misuse of prepositional phrases introduced by “with”.

POOR

Nine deaths from leukemia occurred, with six expected.

BETTER

Nine deaths from leukemia occurred, and six had been expected.

POOR

Of the 20 compounds tested, 12 gave positive reactions, with three being greater than 75%.

BETTER

Of the 20 compounds tested, 12 gave positive reactions; three of these were greater than 75%.

POOR

Two weeks later, six more animals died, with the total rising to 25.

BETTER

Two weeks later, six more animals died, and the total was then 25.

- Do not use a slash to mean “and” or “or”.

INCORRECT

Hot/cold extremes will damage the samples.

CORRECT

Hot and cold extremes will damage the samples.

- Replace “and/or” with either “and” or “or”, depending on your meaning.

INCORRECT

Our goal was to confirm the presence of the alkaloid in the leaves and/or roots.

CORRECT

Our goal was to confirm the presence of the alkaloid in the leaves and roots.

Our goal was to confirm the presence of the alkaloid in either the leaves or the roots.

Our goal was to confirm the presence of the alkaloid in the leaves, the roots, or both.

- If you have already presented your results at a symposium or other meeting and are now writing the paper for publication in a book or journal, delete all references to the meeting or symposium, such as “Good afternoon, ladies and gentlemen”, “This morning we heard”, “in this symposium”, “at this meeting”, and

“I am pleased to be here”. Such phrases would be appropriate only if you were asked to provide an exact transcript of a speech.

- Avoid using the word “recently”. Your article or book may be available for a long time. This word will make it look dated in little time.

**POOR**

It was recently found that these effects enhance the bond strength.

**BETTER**

Harris and Harris (2006) found that these effects enhance the bond strength.

### ***Gender-Neutral Language***

The U.S. government and many publishers have gone to great effort to encourage the use of gender-neutral language in their publications. Gender-neutral language is also a goal of many chemists. Recent style guides and writing guides urge copy editors and writers to choose terms that do not reinforce outdated sex roles. Gender-neutral language can be accurate and unbiased and not necessarily awkward.

The most problematic words are the noun “man” and the pronouns “he” and “his”, but there are usually several satisfactory gender-neutral alternatives for these words. Choose an alternative carefully and keep it consistent with the context.

- Instead of “man”, use “people”, “humans”, “human beings”, or “human species”, depending on your meaning.

**OUTDATED**

The effects of compounds I–X were studied in rats and man.

**GENDER-NEUTRAL**

The effects of compounds I–X were studied in rats and humans.

**OUTDATED**

Men working in hazardous environments are often unaware of their rights and responsibilities.

**GENDER-NEUTRAL**

People working in hazardous environments are often unaware of their rights and responsibilities.

**OUTDATED**

Man’s search for beauty and truth has resulted in some of his greatest accomplishments.

**GENDER-NEUTRAL**

The search for beauty and truth has resulted in some of our greatest accomplishments.

- Instead of “manpower”, use “workers”, “staff”, “work force”, “labor”, “crew”, “employees”, or “personnel”, depending on your meaning.
- Instead of “man-made”, use “synthetic”, “artificial”, “built”, “constructed”, “manufactured”, or even “factory-made”.
- Instead of “he” and “his”, change the construction to a plural form (“they” and “theirs”) or first person (“we”, “us”, and “ours”). Alternatively, delete “his” and replace it with “a”, “the”, or nothing at all. “His or her”, if not overused, is also acceptable. Using passive voice or second person (“you”, “your”, and “yours”) also works sometimes.

OUTDATED

The principal investigator should place an asterisk after his name.

GENDER-NEUTRAL

Principal investigators should place asterisks after their names.

If you are the principal investigator, place an asterisk after your name.

The name of the principal investigator should be followed by an asterisk.

- Do not use a plural pronoun with a singular antecedent.

INCORRECT

The principal investigator should place an asterisk after their name.

CORRECT

The principal investigators should place asterisks after their names.

- Instead of “wife”, use “family” or “spouse” where appropriate.

OUTDATED

The work of professionals such as chemists and doctors is often so time-consuming that their wives are neglected.

GENDER-NEUTRAL

The work of professionals such as chemists and doctors is often so time-consuming that their families are neglected.

OUTDATED

the society member and his wife

GENDER-NEUTRAL


the society member and spouse

# Electronic Submission of Manuscripts Using Web-Based Systems

Sarah C. Blendermann

**E**lectronic submission of manuscripts to journals is undergoing significant change as publishers respond to mounting pressure to publish faster, better, and more efficiently. The use of the Web and e-mail enables the peer-review process to move more rapidly, speeding review and decision cycles. And although scientific research has always been an international activity, journal publishing is increasingly global, with authors, reviewers, and editors contributing from numerous countries and all participants benefiting from electronic communications.

---

 **Reminder:** Good practices and appropriate file creation start early in the manuscript preparation process. If author source files are not of adequate quality for production, then the publication process will be delayed. Authors should be mindful of publishers' requirements early in the writing process.

---

This chapter covers the major systems used by dominant commercial publishers and professional societies to manage the submission, review, and acceptance of scholarly manuscripts, and it endeavors to guide authors through the routine tasks associated with submitting a manuscript online. It is important to acknowledge that publishers will revise their systems and add new features quickly, so the information that follows will likely age rapidly. However, authors can rely on this chapter to guide them through the general process of online submission.

Proprietary and commercial editorial systems are frequently designed to accommodate both electronic and paper publication processes. Capabilities vary,

but many systems have become similar as publishers establish parallel mechanisms for managing the peer-review process. Leading commercial software packages currently include Bench>Press from HighWire Press, Editorial Manager from Aries Systems, EJPress from eJournal Press, ScholarOne Manuscript Central, and Rapid Review from Cadmus Systems. Other Web-based commercial products include EdiKit from Berkeley Electronic Press; myICAAP, EPRESS, ESPERE, Fontisworks, and Open Journal Systems from University of British Columbia; PublishASAP; Temple Peer Review Manager; and Xpress Track. Each package provides authors, reviewers, and editors with submission acknowledgments, decision letters, and review documents transmitted using e-mail; no paper correspondence is needed.

Several publishers have opted to develop proprietary programs rather than purchase services from a third party. Examples include the American Chemical Society's ACS Paragon System and the American Institute of Physics' Peer X-Press. These packages offer features and workflow similar to those contained in commercial editorial packages.

Appendix 5-1 matches selected scientific publishers and research grant agencies with the manuscript submission software they use and manuscript submission sites.

## Preparing Materials


The author guidelines for each journal contain generic and journal-specific instructions concerning manuscript preparation. They indicate the types of components that are required for online submissions, such as the cover letter, abstract, manuscript document, supporting information, figures, and proposed reviewers. Publishers require these items to be submitted in common word-processing or graphics formats, and author guidelines provide the technical details for preparing these manuscript components. Assembling and organizing electronic components of a manuscript in advance will streamline the process and reduce the possibility of errors in submission.

The author guidelines will indicate if there are word-processing templates available for authors to download and will specify if there are requirements about their use. Template files contain all the necessary formatting for a particular journal and are provided by the publisher from its Web site. Templates make it easier to format submissions to meet the publisher's specifications.

It is important to understand why authors are asked to provide manuscripts as both word-processing and PDF files. These versions of the manuscript are used in different ways; the PDF version of a manuscript is more suitable for peer review because it is easily transferred among authors, editors, and reviewers and is readable with the ubiquitous free Adobe Acrobat Reader. PDF files are portable

across computer platforms, whereas original word-processing files may not be compatible with the system of an editor or reviewer. Publishers may require that authors submit a PDF file, or they may automatically generate one as part of the online submission process. A PDF file assists in maintaining control of versions of the manuscript because editors, authors, and reviewers can insert comments and notes for correction without altering the original text. Most publishers will require word-processing (or TeX or its derivatives) files for production purposes. These versions of the manuscript are manipulated during the final electronic creation of a journal for publication online or in print.

---

 **Reminder:** Most publishers require both PDF and word-processing versions of a manuscript to be used for peer review and publication production, respectively.

---

Another critical element of your submission is the figures associated with the manuscript. Graphics should be high-resolution and of good quality to ensure clarity and accuracy in the final published copy and to facilitate any needed reduction required in the print publication (see Chapter 15 for more detail on preparing illustrations). Many software programs—including PowerPoint, Word, Excel, and WordPerfect—do not create high-resolution images suitable for publication. For that reason, it is recommended that authors create graphics using applications that can prepare figures in TIFF or EPS formats. Figures should have clear, sharp lines, should be clearly labeled, and should be at a high enough resolution that they can be used to compose the print journal.

Appendix 5-2 presents the text and image formats accepted by seven major manuscript peer-review and submission systems.

## Beginning Your Submission

Depending on the publisher, authors may be asked to e-mail the prepared manuscript to the editor, to upload it via an FTP server, or to upload files through the publisher's Web browser to a secure Web site using HTTP protocol. It is extremely important to submit manuscripts in the method designated for that particular journal because submission mechanisms may vary, even within one publisher's journals. If the journal requires online manuscript submission, submit all files to that Web site. Similarly, if the journal uses FTP or e-mail, follow the instructions carefully and send all manuscript components via the same route, unless indicated otherwise.

When authors are asked to e-mail the manuscript directly to an editor, pay particular attention to the type of files authors are asked to provide, and note



if the manuscript should be provided in the body of the e-mail or as an attachment. Publishers offering an FTP server for author use will have detailed instructions on how to access the FTP server. Authors may be asked to compress files when transmitting manuscripts by e-mail, FTP, or as part of an online submission system. If so, the publisher's Web site will detail the acceptable formats for compressed files. These may include zipped, tarred, uuencoded, or BinHex files. Under some circumstances, Web uploads will automatically invoke a compression process.

Leading online submission packages Bench>Press, Editorial Manager, EJPress, Manuscript Central, and Rapid Review, as well as the ACS Paragon System and the American Institute of Physics' Peer X-Press all use the author home page. This simple online profile contains the author's contact details and establishes a user name and password. The e-mail address entered here must be correct; a typo could delay important e-mail notifications about acceptance or requests for revision. If the author has already established an account, future submissions can begin with the author login.


Several publishers have adopted the concept of a submitting agent or a second author if someone other than the author is submitting the manuscript on the author's behalf. This person is responsible for the tasks associated with submission, but correspondence and requests for further changes are made to the party designated as the corresponding or primary author of the manuscript. Submitting agent accounts are created similarly to author accounts, but they require information about the primary author also to be added to the user account profile.

Passwords to either author accounts or submitting agent accounts should not be shared. Doing so leaves the account holder at risk of incomplete submissions being changed or new submissions being created under his or her name.

## The Author Home Page

After logging in, the author is presented with his or her home page. Typically, the author home page is divided into several areas; from this location, authors can begin a new submission, check the status of a previous submission, continue a submission begun earlier, or submit a revised manuscript. The author home page also shows the progress of accepted manuscripts through the production cycle to publication. As publishers increasingly recognize the value of this author home page, new features are likely to be added. In the case of the Cadmus Rapid Review software, the author home page has already evolved to include a scientist's activities as both a referee and an author.

---

 **Reminder:** If an author home page is available, use it to submit new articles and to track the status of current submissions.

---

## Submitting Your Manuscript

Preparing materials in advance allows the authors either to complete their full submissions in one sitting or to partially complete the process, depending on individual preferences and the requirements of the publisher. E-mail and FTP submissions require the submission to be completed at one time. However, more publishers with online submission sites allow authors to interrupt their online submissions and to complete them later. During a partial submission, each step must be completed for the information pertaining to that submission step to be saved. The author can complete the submission by logging into the journal site and accessing his or her author home page. After selecting the link for that manuscript, the submission process can be resumed, beginning with the first incomplete step. Before the manuscript is submitted, authors are asked to review all the component parts and make any final changes.

Supplemental information should also be reviewed and validated. Crystallographic information files (CIFs) in particular can be verified using the free Check-CIF utility, which is available from the International Union of Crystallography.

Usually in the cases of e-mail, FTP, or online submission, no additional changes to the manuscript or associated documents are permitted after submission unless an editor requests a revision or the publisher contacts the author to fix a problem.

## Submitted Manuscripts

After the submission is complete, the author typically receives an e-mail acknowledging the submission from either the editor or the submission system. If the publisher offers an author home page, the status of the manuscript can be tracked from that site. These sites also notify authors by e-mail as the status of the manuscript changes. If the publisher makes use of an online system for submission, the editors for that publisher may be able to use features available only to them to shepherd the manuscript through the peer-review process. In these cases, the system notifies the editor of newly arrived manuscripts, allows the editor to view all associated files and details of the submission, and allows for the manuscript to be assigned to the appropriate editors and reviewers. Many systems generate the correspondence that accompanies the notification of editors, reviewers, and authors. As decisions are made and correspondence is sent, the corresponding status changes for the manuscript are displayed on the author home page. Additional details about the peer-review process can be found in Chapter 6.

## Stops Along the Way (Revisions)

When a revision of the paper is requested, an e-mail from the editor will detail the necessary changes. Where FTP or direct-to-editor e-mail is the preferred sub-

mission mechanism, the author will send revised files directly to the indicated e-mail address or FTP location. For publishers with author home pages, authors can view the status of submitted manuscripts and determine that a revision has been requested. From the author home page, authors access the submission and upload revised manuscript documents, images, and associated files. During the submission of the revision, authors may also provide rebuttal information or revision details to clarify how the manuscript has been altered. If an author determines that a revision is necessary before a request is made by the editor, authors using Web-based submission systems must contact the appropriate editor and request that the status of the manuscript be changed within the system to indicate that a revision is needed. This step will allow the author to adjust and replace files and then to submit a revision. Once the revision is received, an acknowledgment is sent by e-mail, and the author will not be able to make further changes to the paper unless the editor requests another revision to the manuscript.

## Acceptance

Authors can expect to be notified of their manuscripts' acceptance by e-mail. Accepted manuscripts are copyedited and formatted according to specific journal style, using the original word-processing files from the author's online submission. As the manuscript progresses through the various stages of production, the status on the author home page changes to reflect each new step.



## APPENDIX 5-1

# Online Submission at Selected Scientific Publishers and Research Grant Agencies

This appendix contains a list of scientific publishers and research grant agencies, along with the software they use for online manuscript submission and the manuscript submission site, if there is one.

**Table 5A-1.** Scientific Publishers

<i>Publisher</i>	<i>Software</i>	<i>URL</i>
American Academy of Forensic Science	Information and forms only	No electronic submission
American Association for Clinical Chemistry	Bench>Press	<a href="http://submit.clinchem.org/?ctst=y">http://submit.clinchem.org/?ctst=y</a>
American Association of Pharmaceutical Scientists	Editorial Manager	<i>Pharmaceutical Research</i> submissions at <a href="https://www.editorialmanager.com/pharmres/">https://www.editorialmanager.com/pharmres/</a>
American Chemical Society	ACS Paragon System	<a href="https://paragon.acs.org/paragon/index.jsp">https://paragon.acs.org/paragon/index.jsp</a>
American Geophysical Union	Geophysical Electronic Manuscript System	<a href="http://gcubed-submit.agu.org/">http://gcubed-submit.agu.org/</a>
American Institute for Chemical Engineers	Rapid Review	<a href="https://www.rapidreview.com/AIChE2/CALogon.jsp">https://www.rapidreview.com/AIChE2/CALogon.jsp</a>
American Institute of Physics	Some journals use Peer X-Press	<a href="http://www.aip-services.org/peerexpress/index.html">http://www.aip-services.org/peerexpress/index.html</a> After acceptance, you will be asked to use their FTP or e-mail site at <a href="http://www.aip.org/epub/submittext.html">http://www.aip.org/epub/submittext.html</a> .
American Mathematical Society	Information and forms only	No electronic submission
American Peptide Society	ScholarOne Manuscript Central	<a href="http://bip-pep-wiley.manuscriptcentral.com/">http://bip-pep-wiley.manuscriptcentral.com/</a>
American Pharmacists Association	ScholarOne Manuscript Central	<i>Journal of Pharmaceutical Sciences</i> submissions at <a href="http://jpharmsci-wiley.manuscriptcentral.com/">http://jpharmsci-wiley.manuscriptcentral.com/</a>
American Physical Society	—	<a href="http://publish.aps.org/ESUB/">http://publish.aps.org/ESUB/</a>
American Society for Biochemistry and Molecular Biology	—	<i>The Journal of Biological Chemistry</i> submissions at <a href="http://osrs.jbc.org/asbmb/osrs.nsf/StartSubmission?OpenForm">http://osrs.jbc.org/asbmb/osrs.nsf/StartSubmission?OpenForm</a>

*Continued on next page*

**Table 5A-1.** Scientific Publishers—Continued

<i>Publisher</i>	<i>Software</i>	<i>URL</i>
American Society for Cell Biology	EJPress	<a href="http://www.mbcpapers.org/">http://www.mbcpapers.org/</a>
American Society for Mass Spectrometry	Elsevier author gateway	<a href="http://authors.elsevier.com/JournalDetail.html?PubID=505727&amp;Precis=DESC">http://authors.elsevier.com/JournalDetail.html?PubID=505727&amp;Precis=DESC</a>
American Society for Microbiology	Rapid Review	<a href="https://www.rapidreview.com/ASM2/CALogon.jsp">https://www.rapidreview.com/ASM2/CALogon.jsp</a>
Biophysical Society	Bench>Press	<a href="http://submit.biophysj.org/?ctst=y">http://submit.biophysj.org/?ctst=y</a>
Blackwell Publishing	Information and forms only	No electronic submission
Cambridge University Press	Information and forms only	No electronic submission
Electrochemical Society	Peer X-Press	<a href="http://jes.peerx-press.org/cgi-bin/main.plex">http://jes.peerx-press.org/cgi-bin/main.plex</a>
Elsevier	Elsevier author gateway	Each journal has its own instructions for submitting work. Go to the home page of your journal of interest at <a href="http://authors.elsevier.com/">http://authors.elsevier.com/</a> .
Institute of Electrical & Electronics Engineers (IEEE)	—	Each journal has its own instructions for submitting work. Go to the home page of your journal of interest at <a href="http://www.ieee.org/organizations/pubs/guide.html">http://www.ieee.org/organizations/pubs/guide.html</a> .
Institute of Food Technologists	ScholarOne Manuscript Central	<a href="http://ift.manuscriptcentral.com/">http://ift.manuscriptcentral.com/</a>
Materials Research Society	ScholarOne Manuscript Central	<a href="http://jmr.manuscriptcentral.com/">http://jmr.manuscriptcentral.com/</a>
Nature	EJPress	<a href="http://npg.nature.com/npg/servlet/Content?data=xml/05_sub.xml&amp;style=xml/05_sub.xsl">http://npg.nature.com/npg/servlet/Content?data=xml/05_sub.xml&amp;style=xml/05_sub.xsl</a>
Oxford University Press	Some journals use ScholarOne Manuscript Central	Each journal has its own instructions for submitting work. Go to the home page of your journal of interest at <a href="http://www3.oup.co.uk/jnls/">http://www3.oup.co.uk/jnls/</a> .
Royal Society of Chemistry	ReSource	<a href="http://chemistry.rsc.org/Publishing/ReSource/">http://chemistry.rsc.org/Publishing/ReSource/</a>
Science	Submit to Science	<a href="http://www.submit2science.org/ws/menu.asp">http://www.submit2science.org/ws/menu.asp</a>
Society of Plastics Engineers	Information and forms only	No electronic submission
Society of Toxicology	ScholarOne Manuscript Central	<a href="http://toxsci.manuscriptcentral.com/">http://toxsci.manuscriptcentral.com/</a>
Taylor & Francis	Information and forms only	No electronic submission
Wiley-VCH	Some journals use ManuscriptXpress	Each journal has its own instructions for submitting work. Go to the home page of your journal of interest.
Wolters Kluwer/Springer	ScholarOne Manuscript Central	Each journal has its own instructions for submitting work. Go to the home page of your journal of interest at <a href="http://www.kluweronline.com">http://www.kluweronline.com</a> .
World Scientific		Each journal has its own instructions for submitting work. Go to the home page of your journal of interest at <a href="http://www.worldscinet.com/subject.shtml">http://www.worldscinet.com/subject.shtml</a> .

**Table 5A-2. Research Grant Agencies**

<i>Research Grant Agency</i>	<i>Software</i>	<i>URL</i>
Alexander von Humboldt Stiftung	Information and forms only	No electronic submission <a href="http://www.humboldt-foundation.de/en/programme/bewerbung.htm">http://www.humboldt-foundation.de/en/programme/bewerbung.htm</a>
American Chemical Society Petroleum Research Fund	—	Electronic submission only. <a href="http://www.chemistry.org/prf">http://www.chemistry.org/prf</a>
American Heart Association	—	Electronic submission only. <a href="http://www.americanheart.org/presenter.jhtml?identifier=270">http://www.americanheart.org/presenter.jhtml?identifier=270</a> <a href="https://home.heart.org/resch/">https://home.heart.org/resch/</a>
Australian Research Council	Grant Application Management System (GAMS)	Electronic submission only. <a href="https://gams.arc.gov.au/">https://gams.arc.gov.au/</a>
Camille and Henry Dreyfus Foundation	Limited online submission	<a href="http://www.dreyfus.org/index.shtml">http://www.dreyfus.org/index.shtml</a>
Ford Foundation Diversity Fellowships	NROnline	<a href="http://nrc58.nas.edu/nrconline/ford/login/Login.asp">http://nrc58.nas.edu/nrconline/ford/login/Login.asp</a>
NASA	NASA Solicitation and Proposal Integrated Review and Evaluation System (NSPIRES)	<a href="http://nspires.nasaprs.com/external/">http://nspires.nasaprs.com/external/</a>
The National Academies, Research Associateship Programs	NRC WebRAP	<a href="http://nrc58.nas.edu/nrcwebrap/rap/login/Register.asp">http://nrc58.nas.edu/nrcwebrap/rap/login/Register.asp</a>
National Institutes of Health, Office of Extramural Research	Information and forms only	No electronic submission <a href="http://grants1.nih.gov/grants/oe.htm">http://grants1.nih.gov/grants/oe.htm</a>
National Science Foundation	FastLane	<a href="https://www.fastlane.nsf.gov/fastlane.jsp">https://www.fastlane.nsf.gov/fastlane.jsp</a>
Office of Naval Research	Information only	No electronic submission <a href="http://www.onr.navy.mil/02/how_to.asp">http://www.onr.navy.mil/02/how_to.asp</a>
proposalCENTRAL	Research and Management System (RAMS)	<a href="https://v2.ramscompany.com/">https://v2.ramscompany.com/</a>
U.S. Air Force Office of Scientific Research	Information and forms only	No electronic submission <a href="http://www.afosr.af.mil/">http://www.afosr.af.mil/</a>
U.S. Department of Energy, Office of Science	PureEdge	<a href="http://www.science.doe.gov/grants/">http://www.science.doe.gov/grants/</a>
Welch Foundation	Information and forms only	No electronic submission <a href="http://www.welch1.org/">http://www.welch1.org/</a>
Wellcome Trust	eGrants	<a href="http://www.wellcome.ac.uk/node2110.html">http://www.wellcome.ac.uk/node2110.html</a> or <a href="http://www.wellcome.ac.uk/doc_WTD004053.html">http://www.wellcome.ac.uk/doc_WTD004053.html</a>



## APPENDIX 5-2

# Key Features of Selected Online Submission Systems

The following systems are entirely Internet-based and incorporate all elements of submission, review, and manuscript management, unless otherwise noted. They operate with standard browsers and require that authors, editors, and reviewers have Adobe Acrobat Reader to view PDF documents. Authors, reviewers, and editors are offered a secure, password-protected login. Each system incorporates an author home page for the submission, revision, and tracking of manuscripts. Similarly, each system allows referees to submit reviews of manuscripts online.

Publishers modify these systems in varying degrees to reflect different workflows. For this reason, journals using the same software may have slightly different features. This list indicates acceptable submission file types for each system and highlights the system's distinctive features. As technology changes and new features become available, publishers will amend submission sites and systems. Therefore, authors should check regularly for current requirements with the journal before beginning a manuscript submission.

Table 5A-3 catalogs a variety of scientific publishers and the systems they currently use to accept manuscripts online. This table is not all-encompassing, but it is intended to be representative of publishing organizations that contribute to the peer-review literature used by ACS members.

**Table 5A-3.** Text and Image Formats Acceptable to Different Web-Based Manuscript Submission Systems

<i>Format</i>	<i>ACS Paragon System</i>	<i>Bench&gt; Press</i>	<i>Editorial Manager</i>	<i>EJPress</i>	<i>Manu- script Central</i>	<i>Peer X-Press</i>	<i>Rapid Review</i>
<b>Text Formats</b>							
MS Word (.DOC)	Yes	Yes	Yes	Yes	Yes	Yes	—
WordPerfect (.WPD)	—	Yes	Yes	Yes	Yes	Yes	—
Encapsulated PostScript (.EPS)	Yes	—	Yes	Yes	Yes	Yes	—
PostScript (.PS)	Yes	—	Yes	Yes	Yes	Yes	—
Text—ASCII (.TXT)	—	—	Yes	—	Yes	—	—
Rich text format (.RTF)	Yes	—	Yes	Yes	Yes	Yes	—
TeX	Yes	—	Yes	—	Yes	—	—
LaTeX	Yes	—	Yes	—	Yes	—	—
Portable document format (.PDF)	Yes	Yes	Yes	Yes	Yes	Yes	—
<b>Image Formats</b>							
Graphics interchange for- mat (.GIF)	Yes	Yes	Yes	Yes	Yes	Yes	—
Joint Photographic Experts Group (.JPEG)	Yes	Yes	Yes	Yes	Yes	Yes	—
Tagged image file (.TIF)	Yes	Yes	Yes	Yes	Yes	Yes	Yes
Encapsulated PostScript (.EPS)	—	Yes	Yes	Yes	Yes	Yes	Yes
PostScript (.PS)	—	—	—	Yes	Yes	Yes	—
MS PowerPoint (.PPT)	—	—	—	—	—	—	Yes
<b>Other Acceptable Formats</b>							
Chemical markup lan- guage (.CML)	Yes	Yes	Yes	—	Yes	—	Yes
Chemical structures, such as those created by ChemDraw, Chem- Sketch, ISIS/Draw	Yes	Yes	Yes	—	Yes	—	Yes
DrawIt (formerly Chemwindow)	Yes	Yes	Yes	—	Yes	—	Yes
Crystallographic informa- tion file (.CIF)	Yes	Yes	Yes	—	Yes	—	Yes
Executable (.EXE)	Yes	Yes	Yes	—	Yes	—	Yes
MS Excel (.XLS)	Yes	Yes	Yes	—	Yes	—	Yes
MOL	Yes	Yes	Yes	—	Yes	—	Yes
Video files, such as Quick- Time (.AVI, .MPEG)	Yes	Yes	Yes	—	Yes	—	Yes
Protein Data Bank (.PDB)	Yes	Yes	Yes	—	Yes	—	Yes
Windows metafile (.WMF)	Yes	Yes	Yes	—	Yes	—	Yes
Winzip file (.ZIP)	Yes	Yes	Yes	—	Yes	—	Yes

Note: The systems and their developers are as follows: ACS Paragon System, American Chemical Society; Bench>Press, HighWire Press; Editorial Manager, Aries Systems; EJPress, eJournal Press; Manuscript Central, ScholarOne; Peer X-Press, American Institute of Physics; and Rapid Review, Cadmus Systems.

<sup>a</sup>These systems allow a variety of designated file types to be uploaded as supplemental information.

<sup>b</sup>These systems allow any file type to be uploaded as supplemental information.



# Peer Review

Barbara A. Booth

**P**eer review is a process used by scientific publications to assist editors in evaluating manuscripts, particularly for scientific merit. It is not the only system used to evaluate manuscripts, and it is not perfect. Editors of peer-reviewed books and journals send manuscripts to several reviewers and request their opinions on originality and scientific importance of the topic, the quality of the work performed, and the appropriateness for the specific journal. Reviewers may also comment on language usage, clarity of figures and tables, manuscript length, and anything that they find relevant to effective communication. Although not every editor uses peer review in the same manner, this chapter presents a summary of many common attributes of the peer-review process. (For a broader discussion of peer review, see “Peer Review and the Acceptance of New Scientific Ideas” at <http://www.senseaboutscience.org.uk/PDF/peerReview.pdf>.)

## Purpose of Peer Review

When a manuscript is submitted for consideration, peer review provides the editor with advice on whether to accept the manuscript for publication. Reviewers also provide suggestions for improving the manuscript. The decision on whether to accept the manuscript for publication rests solely with the editor. Reviewers provide additional expertise and have perspectives that may complement that of the editor. Customarily, peer review is anonymous: the identities of reviewers are not revealed by editors. Some journals also hold authors' names and affiliations in confidence, a double-blind review approach. Occasionally, reviewers request

that the editor disclose their names to authors; this is allowed at the discretion of the editor, based on the policy of the individual publication. In one variation of the peer-review process, review is not anonymous; all reviewers are identified.

Peer review is also intended to help authors. External review can help improve the presentation and interpretation of data alike, and ultimately, the research. Clearly and succinctly describing a scientific study is challenging, and reviewers provide valuable feedback. Few manuscripts are so well written that they are accepted without revision. Data and interpretation that seem clear to authors are not always comprehensible to readers. Scientific research is both competitive and cooperative; at its best, peer review is a part of the cooperative process. For example, after evaluating data, a reviewer may suggest an alternative explanation or additional experiments that trigger ideas for further research. Also, a reviewer pointing out an error can save an author the embarrassment of subsequently publishing a correction.

## The Peer-Review Process

When the editor receives a manuscript, he or she examines it and determines whether the manuscript fits within the scope of the journal, whether it meets the specific requirements of the journal, and whether it is of sufficient scientific merit for consideration. Not all manuscripts are transmitted to reviewers. In some cases, the editor decides to reject a manuscript without review, or rarely, to accept it for publication. Manuscripts are rejected without review for various reasons, including the following: the topic is inappropriate for the journal; the concept or the data are not novel; the format is incorrect; the writing is so poor that the manuscript is unreadable; or the authors have previously published overly similar papers. If a manuscript is rejected without review, the editor will usually briefly inform the author of the reason. Some editors offer suggestions to help authors with future submissions.

If the editor decides to send the manuscript for peer review, customarily two to four individuals with appropriate expertise—training or research experience—are asked to review the manuscript. The editor may identify reviewers in a number of ways. Many editors ask authors to recommend reviewers; some do not. Author-recommended reviewers may or may not be used. Most editors will not send manuscripts to specific reviewers if an author so requests. Other potential reviewers may be authors cited in the manuscript, acknowledged experts in the field, or other active researchers in the field. Editors often use scientific search services (such as SciFinder or SciFinder Scholar for chemists) to identify qualified potential reviewers. Reviewers may or may not be known personally to the editor. Most journals maintain records on thousands of reviewers, including their expertise, manuscripts they have reviewed, performance, and so on.


Usually, reviewers are asked whether they are willing to review a manuscript. If they agree, the manuscript is provided in either hard copy or electronically, often with an accompanying review form. Editors generally ask reviewers to submit their reviews in two or three weeks. When a review is overdue, the editor usually sends a reminder to the reviewer.

Once reviews are returned, the editor reads the reviews in conjunction with the relevant manuscript, evaluating both the manuscript and the reviews, and then makes a decision whether to accept the manuscript, request revisions, reject the manuscript, or send it for additional review. In some cases of conflicting advice or opinions of reviewers, editors may seek advice from others. Editors are not obligated to follow the recommendations of reviewers. Reviewer ratings are not averaged; often, a single cogent negative review leads to rejection of a manuscript.

## Responsibilities of Reviewers

Peer review is a critical component of formal scientific communication, and every scientist has an obligation to do a fair share of reviewing.

---

 **Reminder:** Manuscripts should be reviewed in a timely and balanced manner and should be kept confidential until publication.

---

When a manuscript is under review, it is a confidential document and it should not be discussed or shown to others. After reading a manuscript, a reviewer may conclude that a better review could be accomplished with assistance from a colleague. In this circumstance, the reviewer should inform the editor before engaging the colleague. Reviewers are expected to provide reviews that are thorough and unbiased. A reviewer in direct competition with the authors of a manuscript should inform the editor that there is a potential conflict of interest and discuss the issue with the editor. In addition, if reviewers are asked to review the work of someone at the same institution or the work of a previous student or co-worker, the reviewer should inform the editor. In some cases, the editor will excuse the reviewer from doing the review; in other cases, the editor will consider the relationship when evaluating the review.

Reviewers are expected to submit their reviews on time. Most reviewers are also authors and expect reviews of their manuscripts to be handled expeditiously. If circumstances arise that prevent or delay a review, the editor should be informed as soon as possible.

The entire manuscript should be read carefully and critically. Most reviewers read a manuscript more than once. Manuscripts should be rated on technical quality, significance of the work, importance to the research field, and adequacy of expression. Often a standard form is provided for this portion of the review.



### Box 6-1. Suggested Topics for a Peer Review

Are the methods (experimental section) adequately described and referenced?

Are there any unsupported conclusions?

Is there anything that is confusing or ambiguous?

Do figures and tables appropriately illustrate the data?

Is the introduction clear and informative?

Is either the introduction or discussion longer than necessary, and do they make sense in relation to the subject and the data?

Although the discussion is the appropriate place for speculation, is it excessive?

Are the appropriate references cited? Are the references accurate?

Is English usage and grammar adequate? Some reviewers may be inclined to edit or annotate the manuscript. However, reviews are more valuable to editors if reviewers mention that there are problems with the English and concentrate on evaluating the data and its interpretation.

Is the length of the manuscript unwarranted? Suggestions on how a manuscript can be shortened are appreciated by editors.

Is the use of color warranted? Printing color is a significant expense for the publisher.

Reviewers should feel free to comment on the suitability of the manuscript for the particular publication. Sometimes first-rate manuscripts are submitted to an inappropriate publication. In addition to the actual review, some editors allow reviewers to submit confidential comments about the manuscript. These are not forwarded to the author. If suspicions of abuse, plagiarism, or fraud arise, the editor should be informed immediately.


Many reviewers divide their reviews into general comments and specific, detailed comments. In the general section, reviewers should draw attention to both the strong and the weak points of the manuscript, the concepts, the objectives, and the methods. Like an author writing a manuscript, reviewers should write reviews in a comprehensive but concise manner, addressing the questions presented in Box 6-1.

Reviews should be written in a helpful, tactful manner. Editors generally edit or do not pass discourteous comments to authors. Abusive reviews lack credibility and also reflect poorly on the reviewer.

## Responsibilities of Authors

Authors should read the current instructions to authors for the publication to which they intend to submit a manuscript. For journals, these instructions are typically published in the first issue of the year and can often be found on the Web. Author guidelines for books are available from the publisher, and sometimes they are posted on the publisher's Web site. Many submissions are rejected without review because the manuscript does not conform to the publication guidelines.

---

 **Reminder:** Authors should read the current instructions to authors for any publication to which they intend to submit a manuscript.

---

If English is not the author's native language, it is a good idea to ask a native English speaker to edit the manuscript before submission. Alternatively, authors can employ a technical editing service. Such editing services can be found through recommendations from colleagues, by searching the Web, or advertised in scientific publications. However, it is the author's responsibility to ensure that the writing is accurate.

In suggesting potential reviewers, authors should not recommend members of their own institution or current or recent collaborators (including students or postdoctoral associates). Many authors suggest the names of eminent scientists in their fields. These individuals are frequently asked to review a large number of manuscripts and, constrained by time, may not be available to review additional manuscripts. Therefore, it is more helpful to suggest the names of highly qualified, less well known researchers. Many book and journal editors also allow authors to request that certain individuals, such as those in direct competition, not be selected to review. Editors usually comply with these requests.

Authors should read reviews carefully and dispassionately, with the expectation that reviewers' comments will improve their manuscripts. When an editor requests a revision, authors should respond to all comments and answer all questions. Editors generally reject perfunctory revisions. When it is apparent that a reviewer has misread or misinterpreted the text, authors should provide a direct but tactful reply. Revisions should be submitted in a timely manner. Generally, editors expect revisions within a few weeks, not months. If there is long delay in submitting a revision, some editors will consider the revision to be a new manuscript. Sometimes an editor or reviewer will ask authors to perform additional experiments or to reanalyze data, necessitating a delay in submitting a revision. Authors should ask the editor for an extension, if necessary, providing an explanation.


When a manuscript is rejected, authors should read the editor's letter and reviews carefully to determine the reasons for the rejection. Rejection usually

means that another publication should be considered for submission of the manuscript. Some manuscripts should be abandoned. Although some editors will consider an appeal of a rejection, successful appeals are rare. Only if authors are confident that with the help of the reviews, the research and its presentation can be improved, should they resubmit the manuscript to the same publication. A cover letter accompanying the revision of the rejected manuscript should describe all changes to the manuscript, reply to all reviewer comments, and respond to all questions. Ultimately, whether the manuscript is submitted to a different publication, revised and resubmitted to the same publication, or further experiments are performed to broaden the scope of the investigation, critical assessment from reviewers can aid both research and its communication.

## Encouragement to New Investigators

The peer-review process may seem daunting and at times unfair to new investigators. On occasion, reviewers will be unduly critical and unhelpful—and infrequently, outright nasty and rude. Sometimes reviewers can be exasperatingly slow. Good manuscripts are rejected, in particular by prestigious journals, which receive many more high-quality manuscripts than they can publish. However, many reviewers and editors will be solicitous and encouraging to investigators in the early stages of their careers. Despite its shortcomings, peer review is regarded by the scientific community as an essential component to high-quality, effective communication that further advances science.

---

 **Reminder:** Frequently consult the “Ethical Guidelines to Publication of Chemical Research” (Appendix 1-1 in this book, or on the Web at <https://paragon.acs.org>). The guidelines are reviewed regularly to ensure their clarity.

---

# Copyright Basics

Karen S. Buehler, C. Arleen Courtney,  
and Eric S. Slater

Copyright law is a cornerstone of intellectual and scientific exchange. This chapter is intended to introduce a complex and constantly changing legal area; we do not intend to provide legal advice. The first section is an overview of U.S. copyright law: what materials are subject to copyright, who owns copyright, and when copyrighted materials may be used by others. The second part of the chapter presents the methods of obtaining permission to use someone else's copyrighted work. The third part briefly explains how copyright is transferred from the author to the publisher.

## U.S. Copyright Law

### *What Can Be Copyrighted*

*Copyright* is a doctrine of federal law (Title 17, U.S. Code) and is defined as a form of intellectual property law that protects original works of authorship fixed in a tangible medium of expression for a specified period of time. A *tangible medium of expression* is something that can be seen, touched, or heard (see the examples below). Copyright applies to all media of expression, including print, the Internet, CD-ROM, and videotape. Copyright allows authors and creators certain rights to protect their original works. Copyright law protects both published and unpublished works.

---

The authors wish to thank Barbara F. Polansky and William J. Cook for their time in reviewing and commenting on this chapter.

Copyright applies to a variety of works including the following:

- literary works (including scientific works and computer programs);
- musical works (including lyrics);
- dramatic works (including accompanying music);
- pantomimes and choreographic works;
- pictorial, graphic, and sculptural works;
- motion pictures and other audiovisual works;
- sound recordings;
- architectural works; and
- compilations and databases to the extent that they reflect originality in the selection and arrangement of elements.

### ***What Cannot Be Copyrighted***

Copyright does *not* protect the following:

- Works not fixed in a tangible form of expression. Copyright does not protect ideas, only the fixed expression of ideas. Thus a thought, not written down in any way, is not protected.
- Titles, names, short phrases, slogans, familiar symbols, or designs. (These items may be protected under trademark or service mark laws.)
- Lists of ingredients, contents, or facts.
- Ideas, procedures, methods, systems, processes, concepts, principles, discoveries, and devices. (These items may be protected under patent law.)
- Standard calendars, rulers, lists, or tables taken from the public domain and other works containing no original authorship.

### ***Who Owns the Copyright***

The copyright owner is the author or creator of the original work. An original work can be in the form of an article, photograph, illustration, figure, table, etc. Copyright does not protect ideas, only the actual expression of the ideas. Therefore, the copyright owner is the person who drew a figure or table on a computer and saved it, or took a photograph (the subject of the picture is not the copyright owner), or wrote a narrative on a piece of paper.

There are two exceptions when the author or creator of the original work is not the copyright owner: (1) when the copyright was transferred in writing to another person or entity (usually via a copyright status form) and (2) when the work was created as a work-made-for-hire. In a work-made-for-hire situation, employees create the work within the scope of their employment; therefore, the copyright owner is the employer. The employer may be an individual, corporation, or university. The above two examples represent typical scenarios when publishing scientific or scholarly works. Work-made-for-hire can also cover, among other specified categories, independent contractor situations under certain conditions and if the parties have agreed in writing.





### Box 7-1. Copyright at ACS

Each division of the ACS is responsible for copyright issues related to material that appears in its publications. The ACS Copyright Office can assist ACS authors and editors with copyright issues pertaining to materials published by the ACS Publications Division. The e-mail address is [copyright@acs.org](mailto:copyright@acs.org). The mailing address is American Chemical Society, Copyright Office, 1155 Sixteenth Street, NW, Washington, DC 20036. The fax number is 202-776-8112, and the telephone number is 202-872-4368 or 4367. Contact other ACS divisions directly for permission to use their material. For specific advice regarding copyright matters, it is best to seek legal counsel.

### ***Rights of the Copyright Owner***

The copyright owner can be described as controlling a “bundle” of stated rights. The copyright owner (whether an individual, a corporation, or a publisher) retains certain exclusive rights in the work. The bundle of rights includes

- reproducing copies of the work;
- distributing copies of the work to the public;
- creating derivative works based on the work;
- performing the work publicly (for certain types of works) and, in the case of sound recordings, by digital audio transmission; and
- displaying the work publicly (for certain types of works).

Most scientific and scholarly publishers require authors (or their employers) to transfer copyright as part of their publication agreement. The ACS Publications Division requires authors (or their employers) to transfer copyright to the American Chemical Society, although some rights are transferred back to the authors (or their employers). For specific information regarding transferring copyright to ACS and authors' rights, see [http://pubs.acs.org/copyright\\_info.html](http://pubs.acs.org/copyright_info.html) or contact the ACS Copyright Office (see Box 7-1).

### ***Copyright Notice***

A work is protected by copyright even if it does not contain a formal copyright notice (the word “copyright”, abbreviation “copr”, or symbol © with the year of first publication and name of copyright owner). It is strongly recommended to place a copyright notice in or on a work, thereby giving notice that someone controls the rights to that work. Registration of a work with the U.S. Copyright Office is not necessary to obtain copyright protection, although there are substantial

benefits to doing so. For more information about copyright registration, contact the U.S. Copyright Office at 202-707-5959, or at <http://www.copyright.gov/>.

The U.S. copyright law also provides remedies for infringement. Authors should contact the appropriate book or journal editor in cases where they believe their work has been infringed upon. If a copyright owner (in the case of an ACS publication, the ACS) believes that his or her work has been infringed upon, it is the responsibility of the copyright owner to bring action.

### ***Fair Use***

The U.S. copyright law contains limitations on rights granted to the copyright owner. Probably one of most misunderstood of these limitations is fair use. Essentially, fair use permits certain actions that might otherwise infringe upon an exclusive right of the copyright owner. It has been our experience that the interpretation of what constitutes fair use can vary widely. For instance, a copyright owner's interpretation may be very narrow; a party looking to take advantage of fair use will interpret it broadly.

Using excerpts from works for the following purposes may qualify as fair use:

- criticism or comment;
- news reporting;
- teaching (but only in a spontaneous situation. If one knows in advance that copyrighted material will be used in a class, permission must be obtained.); and
- scholarship or research. (Private researchers and nonprofit employees may make one photocopy of an article for their own research purposes only.)

These uses may not constitute copyright infringement. The determination of whether a use is fair depends on the facts in each case. Even if the facts are virtually identical, one degree of minutiae can cut against fair use.


The U.S. copyright law provides four factors that must be considered in determining whether any particular use is fair use. Courts weigh the four factors against each other, and no one factor is determinative in every case. The four factors are the following:

1. the purpose and character of the use, including whether it is of a commercial nature or for nonprofit educational purposes;
2. the nature of the work;
3. the amount and substantiality of the portion used in relation to the work as a whole; and
4. the effect of the use in question on the potential market for or value of the work.

There are no numerical guidelines or percentages that can be used for each situation where fair use might be involved. Even one percent of a work used in a

manuscript may be determined to be against fair use if the material is considered the most important part or the heart of that work. Fair use is a defense, and a strong argument must be made that the use is actually fair. Never assume that a use is a fair use; it is always best to seek permission to avoid potential and sometimes costly problems.

---

 **Reminder:** Never assume that a use is a fair use; it is always best to seek permission to avoid potential problems.

---


### ***Public Domain and U.S. Government Works***

Works that are in the public domain are not protected by copyright. The following are situations in which a work can have public domain status:

1. works published before 1923 whose copyright term has expired (see the section called “Duration of Copyright”), or works for which copyright was not renewed;
2. works published before 1978 without a proper copyright notice;
3. works dedicated to the public domain by their creator, e.g., so-called shareware; and
4. works authored by U.S. government employees within the scope of their employment.

Generally, it is not necessary to seek anyone’s permission to use public domain works. However, when using material that appeared in a U.S. government publication, check the caption or reference section to see if credit is given to a source for which permission is required.

---

 **Reminder:** Even though material in a U.S. government publication generally does not require permission to reproduce it, sometimes government publications include material that is protected by copyright. Always check the caption or reference section to determine whether you need to obtain permission to reproduce it.

---

### ***Common Misconceptions about Copyright***

One misconception about copyright status involves material found on Internet Web sites. Someone does own copyright to the material on a Web site, and it is necessary to obtain permission to reuse it. The lack of a copyright notice does not mean that the work is not protected, nor does it mean that a work is in the public domain or that the author of the work has waived his or her rights.

Other misconceptions involve photographs. The individuals appearing in photographs are not the copyright owners. The photographer, or employer if

the photo is a work-made-for-hire, is the copyright owner, and permission to reuse a photograph must come from the copyright owner. (Permission of people appearing in photographs may also be required by a publisher, but this is not a copyright issue. It is a privacy/right of publicity concern.)

Another problem involves the use of photographs of old works of art. It may be true that the art itself is in the public domain (i.e., a van Gogh or Michelangelo painting). However, the *photograph* of the artwork is protected by copyright. In these cases, the copyright owner may not be an individual photographer but a museum or a historical society.

### **Duration of Copyright**

Under current U.S. copyright law, length of copyright is life of the author plus 70 years. For works-made-for-hire, length of copyright is 95 years from the date of first publication, or 120 years from the date of creation, whichever is shorter.

### **Copyright in the Electronic Age**

Several recent court cases have involved copyright infringement in electronic media. The legal disputes centered on which party controlled specific rights under the contractual arrangements authors had with publishers. A common thread to these cases is whether a publisher controls all rights to publish content in any format.

Publishers and authors need to be aware of the rights they hold, either explicitly under the U.S. copyright law, or via a licensing arrangement. ACS requires complete transfer of copyright in all formats, thus allowing ACS to publish material in different formats.

In cases where authors do not transfer copyright, publishers generally require a *nonexclusive* licensing arrangement. Here, the author retains copyright and grants certain rights to the publisher. Placing material on the Internet without authorization from the copyright owner is a copyright infringement, even if the publisher had permission to use the material in print.

It is important to have a working knowledge of copyright law, and it is helpful to have some familiarity with contracts. Publishers and authors need to read contracts and copyright transfer forms thoroughly before signing and be certain that they understand what they are agreeing to.

There are numerous Web sites containing copyright information. We recommend the following Web sites for accurate and up-to-date information, although this is by no means a complete list:

- U.S. Copyright Office, <http://www.copyright.gov/>
- Association of American Publishers, <http://www.publishers.org/>
- American Chemical Society Copyright Learning Module, [http://pubs.acs.org/copyright/learning\\_module/module.html](http://pubs.acs.org/copyright/learning_module/module.html)


## Obtaining Permission To Reproduce Material

Whenever an author wishes to include a figure, a table, or a substantial portion of text that has already been published elsewhere (in print or on the Internet), the author must obtain permission from the copyright holder to reproduce the material. It is the author's responsibility to

1. identify material in a paper or manuscript that has been previously published in print or on the Internet;
2. determine whether that material is subject to copyright protection;
3. if so, identify the copyright owner and request permission in writing; and
4. ensure that permission is granted and forwarded to the author's publisher.

The first two points are discussed at the beginning of this chapter. The second two points will be considered next in a general way applicable to requesting permission from any scientific or scholarly publisher. For information on how to reproduce materials from books, journals, or magazines published by the ACS Publications Division, see Box 7-2.

---


 **Reminder:** Material published on an Internet site is not necessarily in the public domain, even if the site owner does not have a copyright notice on a Web page. If you download a photograph, illustration, chart, table, or text from a Web site, you must obtain permission from the copyright owner to use it in another publication. Bear in mind that the Web page publisher may not be the copyright owner.

---

### Writing To Request Permission

Once an author has identified the tables, figures, and text that require permission, the next step is for the author to write to the copyright owner to request permission. This is not a difficult task, but it requires some organization and attention to detail, and it may take several months for permission to be granted. Fortunately, the Internet has made the task less burdensome than it used to be because most publishers post their permission policy, forms, and contact information on the Web. Some publishers now have Web-based permission systems.

---

 **Reminder:** Bear in mind that a copyright owner is not necessarily a publisher. For example, images such as a company logo or a still shot from a movie or television commercial require permission from the corporate office or the motion picture studio or the advertising agency.

---

- Begin by organizing your materials requiring permission according to publisher and source. This way, you can list all materials from a single publisher and source on one form, reducing paperwork for yourself and the publisher.



## Box 7-2. Permissions at ACS

Permission is needed to reproduce tables, figures, or text from books, journals, or magazines published by the ACS Publications Division. Permission is also needed if adapting or using part of a figure or table. Permission is not needed if using data from the text to create an original figure or table. When using a figure that appeared in an ACS journal and ACS owns copyright to that figure, permission is not needed to use it in a paper that will appear in the same or another ACS journal, although a credit line is required.

The ACS permission policy and forms for ACS journals and magazines are available at [http://pubs.acs.org/copyright\\_info.html](http://pubs.acs.org/copyright_info.html) and for ACS books, at <http://pubs.acs.org/books/forms.shtml>. An interactive form can be found at <http://pubs.acs.org/cgi-bin/display-copyright?bichaw>.

Permission requests to reproduce materials from the books, journals, and magazines of the ACS Publications Division should be directed to the ACS Copyright Office. All permission requests must be in writing. The ACS Copyright Office accepts permission requests via e-mail, mail, and fax. Permission is granted only by fax or by mail, so it is important to include a fax number.

The Copyright Office e-mail address is [copyright@acs.org](mailto:copyright@acs.org). The mailing address is American Chemical Society, Copyright Office, 1155 Sixteenth Street, NW, Washington DC 20036. The fax number is 202-776-8112, and the telephone number is 202-872-4368 or 4367.

- Determine whether the publisher has permission-request information on the Web and, if so, download or print out the appropriate request forms. (Even if the publisher has a Web-based permission system, you might want to print out the blank form, so you can be sure that you have collected the necessary information when you fill it out online.)
- If the publisher does not have forms on the Web, then draft a letter requesting permission. Be sure to include the elements listed in Box 7-3.
- List all the material for which you need permission from a given publisher on one form or on the form with an attachment. Unless the publisher specifically directs differently, avoid submitting one form for each item requiring permission.
- Include your specific deadline date by which you wish to have the permission granted.

### ► ► ► ► ► **Box 7-3. Components of a Permission Request**

Your request for permission to reproduce material will be processed more quickly by a publisher if you provide all the necessary information on the publisher's form or in a request letter. A permission request should provide the following information:

1. A list of the original figure or table numbers for each figure or table that you wish to reproduce from a given source, along with a complete reference citation for the source.
  - The reference citation for a journal article should include the name(s) of the author(s); the name of the journal; the month, day, and year of publication; volume and issue numbers; and inclusive page numbers for the article.
  - The reference citation for a book should include the title of the book (and series name and number if applicable); the name(s) of the author(s) or editor(s); the year of publication; and the page numbers on which the original figures or tables appear. If appropriate, also list the title of the chapter, the name(s) of the chapter author(s), and the inclusive page numbers for that chapter.
2. A description of where the material will be published. Include the title of the forthcoming publication, the type of publication (e.g., journal, book, magazine, or Web journal), and the name of your publisher.
3. A list of the formats in which the requested material will appear, such as print, online, CD-ROM, or proceedings. Unless all rights are requested, only print rights will be granted.
4. Your complete mailing address, e-mail address, and telephone and fax numbers.
5. A specific deadline (calendar date).

Many permission request letters also include a space for the original publisher to specify the publisher's preferred credit line.

- Include complete contact information for yourself, including a mailing address, e-mail address, and telephone and fax numbers.
- If you do not have a response from the copyright owner in a reasonable amount of time, contact the publisher again and try to determine the reasons for the delay; perhaps your request was not received or was missing information. Do

not assume that you have permission unless you have heard explicitly from the publisher, even if you set a deadline.

### What Sort of Credit Line Is Appropriate?

► Once the publisher has granted permission to reproduce materials, incorporate the required copyright credit line into your manuscript. This credit line notifies readers that the publisher owns copyright to the material. Each publisher has its own style for credit lines. For example, the credit line required by the ACS is shown below:

Reprinted with permission from REFERENCE CITATION. Copyright YEAR American Chemical Society. (*Insert the appropriate information in place of the capitalized words.*)

- Include the credit line on the first page where copyrighted text appears and under each copyrighted table or figure.
- If you are adapting or modifying copyrighted material or if parts of copyrighted material are being used, the words “Adapted” or “Reprinted in part” should replace “Reprinted” in the credit line.

## Transferring Copyright

Most scientific and scholarly publishers require the transfer of copyright ownership as part of the publication agreement between the publisher and authors. When the publisher owns copyright, it removes the burden from authors to grant permission and it assures them that only legitimate requests for their material are approved. Similarly, if the publisher owns copyright, it is easier for authors who are seeking permission to come to one source that handles requests from multiple references and processes them quickly. If individual authors owned copyright, it might be difficult and cumbersome to contact authors for permission to use their works or portions of their works. If you are in doubt about a publisher's requirements, contact the publisher or seek legal advice.

Each publisher has forms for transferring copyright to the publisher, and the submission of a completed copyright transfer form is nearly always necessary before a publisher will schedule publication of or begin production work on a manuscript. When authors publish in an ACS publication, they assign copyright interest via the ACS Copyright Status Form. This form is available on the ACS Publications Division Web site at <http://pubs.acs.org/cgi-bin/display-copyright?bichaw> and in the January issues of ACS journals. Authors publishing books with ACS will find a form at <http://pubs.acs.org/books/forms.shtml>. Completed Copyright Status Forms should be submitted to the appropriate book or journal editor, not the ACS Copyright Office.



# Markup Languages and the Datument

Peter Murray-Rust and Henry S. Rzepa

A style guide is presumed in its basic objective as guiding authors in the task of producing a document describing their work. In a conventional sense, style is traditionally presentational in objective and is aimed at producing a (visually) homogeneous form suitable for aggregation into a journal issue or a book. At the outset of this chapter, we should pin our flag firmly to a rather different mast. This chapter is less about the application of style to the presentation of a document and more about the general principles involved in its application to data to achieve a homogeneous form capable of being reused. It is not so much about how to create a document, but rather about how to create a more data-focused entity we call a *datument* (1), that is, a container for data and its associated descriptions. The datument can have conventional attributes of authorship, affiliation, and other familiar structural components, such as sections, tables, figures, and bibliography, but it extends this by also carrying data. This differs from, for instance, tabulated or quoted data typical of that found in most chemical documents. To illustrate this most important difference, consider the following assertion:

The melting point of aspirin is 135°, and its molecular ion has the formula  $C_9H_8O_4^+$ .

As a human trained in chemistry, you probably understand much of the semantics, but consider how much potential ambiguity and implied meaning is contained in this admittedly concise statement.

- You understand what is meant by the term *melting point*, but you might have to seek a librarian's help to locate a relevant dictionary of chemical terms where you can check a more precise definition should the need arise.

- After a little thinking, you conclude that the glyph ° indicates that the number preceding it is a *temperature* expressed in *Celsius units*. You probably also recognize that this number is probably only accurate to  $\pm 1$  °C, only because you have made such measurements yourself. At the back of your mind is probably the knowledge that a value of 135° is reasonable for an *organic compound* (and that 1135° would not be), that this implies that this substance is a *solid* at *room temperature* and that this value may be used as an approximate indicator of *chemical purity*.
- You certainly recognize the term *aspirin* as a trivial, unsystematic but commonly used description of a nevertheless well-defined *molecule* (the structure, or more accurately the *connection table*, of which you may need to ascertain).
- The term *molecular ion* is a term that tends to be used in a particular branch of *spectroscopy* known as *mass spectrometry*.
- You have little difficulty in recognizing the *molecular formula* as by convention listing the number of carbon atoms as the subscript to the initial C, then followed by the number of hydrogen and then other atoms in alphabetical order. The final suffix indicates the charge on the system and reconciles with the use of the term *ion*, and you will notice that the suffix reveals the presence of an *unpaired electron*.
- You probably are aware of rules that would allow you to check the validity of this formula (i.e., are the <sup>+</sup> and the <sup>·</sup> consistent with each other; is the formula physically possible within the constraints of valence theory, etc.).
- You might want to derive a *molecular mass* from the formula, in which case you need to know about *atomic weights*, *isotopes*, and other concepts.
- You might want to relate the formula to a *two-dimensional* structural representation, indicating perhaps where the charge might reside, or how the ion might *fragment*, or a *three-dimensional* representation for *molecular modeling*.
- As a human, you will infer properties such as *aromaticity* or the probable presence of a *hydrogen bond*.

A knowledgeable chemist could probably make quite a few more inferences from the above, but the purpose here is to illustrate how much implicit (i.e., undeclared) information there is in such a brief statement (all well-defined chemical terms are shown above in italics to emphasize this). The purpose in writing it all down is to reinforce the idea that although such a statement (as might be found in a document) contains much data, only a human can really make significant use of it. Well, that would be true only if the human were to give undivided attention to the contents of such a document; the human certainly could not cope well with more than a few such documents, and not at all with, say, millions of documents. A normal response to such issues of scale would be to say that the essential data and semantics of the above phrase need to be abstracted (with inevitable loss

of some data and information) into a database representation and then suitably queried if needed; after all, agencies such as Chemical Abstracts Service exist to provide such a service. However, consider that the process of converting even a brief statement such as the above into a true chemical abstract requires an expert (and it must be said, error-prone) human. Even then, the knowledge required to construct the list above would have to be acquired from other sources.

Could instead much, perhaps all, of this work be handled by a computer? The answer is a clear “yes”, but only if the ground is well prepared for such a task. The purpose of this chapter is to outline some of the basic principles (but not the technical details) of how this could be done and to set out the grander vision that creating an infrastructure that adopts such principles would be the first step toward what has been described as a *semantic web* of information and knowledge. Not only humans but machines could roam, on vast scales if need be, on such a web, and by doing so discover connections between data and concepts which in days past might have been described as the art of scientific serendipity (2).

## Markup Languages and the World Wide Web

The World Wide Web arose from the need for high-energy physicists at Conseil Européen pour la Recherche Nucléaire (CERN) to communicate and exchange data and information within a large dispersed community. The basic design, which has been well documented, involved the creation of structured documents containing identifiable information components linked by uniform resource identifiers using markup tags that could be recognized by machines and used as formatting or styling instructions rather than being part of the actual content. Using the HTML version of the previous example:

```
<p>The melting point of aspirin is 135&deg;, and its
molecular ion has the formula C<sub>9</sub>H<sub>8
</sub>O<sub>4</sub><sup>+ .</sup>.</p>
```

The “tags” in the angle brackets are recognized by the processor as markup and are used as instructions rather than content to produce the previously rendered sentence. Although such examples will be familiar to many readers, we emphasize it here because it illustrates the critical importance of separating content from style (or form). The `<p>` tags precisely define a paragraph, a unit for structuring the document. A machine could now easily count the paragraphs in a document and the number of characters (but not individual words, which are separated not by tags, but by spaces) in each. HTML provides a flexible (perhaps rather too flexible) document structure for text (paragraphs, headers, tables, lists), embedded images (and other multimedia objects), human interactivity (through forms), programs (through scripts, applets, and plug-ins), styling (some degree of formatting and screen layout), and metadata (essentially descriptions of data).

Whereas this is a substantial list, its success has generated many problems, which HTML in its original form cannot solve:

- HTML can only support a fixed tagset (for example 59 in the latest specification for XHTML 2.0), and even this number is regarded as close to unmanageable (no software yet implements this full set consistently, accurately, and completely). Any other tags that might be present (e.g., <molecule>) are simply ignored (strictly speaking, they should be marked as invalid HTML, although they may be valid for other languages).
- Much of the behavior (semantics) is undefined. This lack has led to specific disciplines creating their proprietary methods of supporting functionality (e.g., through scripting languages, plug-ins, applets, and other software).
- HTML was designed to be error-tolerant, in recognition that it would be authored (and viewed) mostly by humans. Browsers may try to recover from nonconforming documents and may do so in different ways. Humans are good at recognizing and often correcting errors in HTML (missing links, broken formatting, incomplete text). Machines cannot normally manage broken HTML other than in a “fuzzy” manner.
- Author-provided metadata is often entirely absent. If present, it will likely adhere to a general form (the so-called Dublin Core schema, <http://dublincore.org/>), of limited utility in scientific, technical, and medical (STM) areas.
- The emphasis on presentation in many of the original tags (such as fonts, colors, and layout) muddled the separation of content from style. The World Wide Web Consortium soon developed technologies (CSS, or cascading style sheets, and XSL, or extensible stylesheet language; more information on this and other XML issues is available at <http://www.w3c.org/>) to help overcome this problem, but as with HTML, CSS is variably implemented in most browsers. Most commercial tools for authoring HTML emphasize presentation or interactivity (to capture the reader’s attention), and in such HTML, the content is subservient to the style.

### ***Examples of XML and of Chemical Markup Language***

These conventional markup approaches (HTML, CSS, and XSL) are inadequate for datuments because there is usually no domain-specific support. XML, or extensible markup language, was introduced as a solution to this problem. XML was designed to be simple, easy to use, and small; it is a fully conforming subset of the older SGML (essentially “SGML lite”). It allows new markup languages to be defined through an XML schema formalism (see <http://www.w3c.org/XML/Schema>). A schema specifies a set of rules (syntax, structure, and vocabulary) to which a document must conform; those that do are said to be “valid”. Schemas allow more precise constraints, allow the definition of datatypes, and enhance the potential for machine processing.

We start by explaining the terms used in the XML language, illustrated with a small and simple example (kept brief for simplicity and hence not relating to a real molecule) (Scheme 8-1).

```
<molecule>
  <identifier convention="CAS-RN" >150-78-2 </identifier>
  <identifier version="1.0" convention="InChI" >1.0/C9H8O4/c1-6(10)
  13-8-5-3-2-4-7(8)9(11)12/...</identifier>
  <atomArray>
    <atom id="a1" elementType="C" x2="-5.4753" y2="5.0867"/>
    <atom id="a2" elementType="C" x2="-5.4753" y2="3.5466"/>
  </atomArray>
  <bondArray>
    <bond atomRefs2="a1 a2" order="2"/>
  </bondArray>
</molecule>
```

**Scheme 8-1.** The basic features of an XML document.

The core of the language consists of a set of data containers, or more formally elements (not to be confused with the chemical elements), the enumeration of which is ideally defined by a schema. In this example, the elements are `<molecule>`, `<identifier>`, `<atomArray>`, `<atom>`, `<bondArray>`, and `<bond>`. These have a clearly defined relationship to one another (illustrated above by indentation of the text). Thus the element `<atomArray>` is said to be the parent of a child element termed `<atom>`, and both are children of the top-level element `<molecule>`, which can also be called the document root element. This hierarchy among elements is precisely defined and must carry no ambiguity.

Elements can specify data or information in two ways. First, data can be contained between the start and end of any particular element, such as `<identifier>` and `</identifier>` in the example. Such content can of course be other (child) elements, but it can also be character or numeric data, as in the example above, which uses both the CAS Registry Number, a unique identifier assigned to chemical structures by CAS (see Appendix 12-3), and a unique canonical molecule identifier known as InChI (International Chemical Identifier) (for more on InChI, see Appendix 8-1).

Second, data can also occur as the value of an attribute to the element. In the example above, the `<identifier>` element has two attributes, `version="1.0"` and `convention="InChI"`. Both the name of the attribute and its value can be enumerated if needed by the schema; if the attribute is unknown, or its value is outside defined limits, the entire document or datument can be flagged as invalid by suitable software. Thus `<atom>` has attributes `elementType="C"` and `x2="-5.4753"`. For the former, a value of "C" is allowed (because it is recognized as the standard symbol for the chemical element carbon), but a value of say "CX" would not be allowed. The second attribute is defined (in the schema) as the *x* coordinate of a set of two-dimensional molecular coordinates. As such, its presence implies that it should be paired with a *y*2 coordinate. One can specify in the

schema what kind of behavior to impose if, say,  $y_2$  were to be missing. One might decide that its presence would be inferred and that its value should be  $y_2 = "0.0"$ , although in practice that would be a dangerous assumption, and it would be better to flag its absence as an error. Decisions also have to be made regarding the value of this attribute. With two-dimensional coordinates, no assumptions can really be made about the units in which the coordinates are specified, and it would be up to any software to process the values in a sensible manner. Whereas a human might think that, e.g.,  $x_2 = "-54753.0"$  looks unreasonable, it may still be internally consistent with the other coordinates. Such software would probably also be expected to trap conditions such as two atoms with identical coordinates, or truly unreasonable values. However, one can be a little more specific about, e.g.,  $x_3 = "-5.4753"$ . This would be interpreted as the  $x$  coordinate of a three-dimensional set, and as such a reasonable implicit behavior would be to treat this value as corresponding to Angstrom units unless otherwise specified. It is also worth noting that elements which specify data in the form of attributes need not enclose any further data; thus `<atom />` in this case represents both the start and the end of the element (in other words it is an empty container).

The preceding discussion has been fairly precise and meticulous, if only to illustrate how XML can be used to impose well-defined structures and relationships on data. We emphasize, however, that it would not normally be a human who has to cope with such levels of detail and precision; the design is such that in fact software will carry almost all of the burden of producing the XML in the first place and then validating and using it subsequently. The preceding argument served only to illustrate how such software can be made to safely operate without the need for human intervention in the process.

The second example (Scheme 8-2) is an elaboration of the first fragment, but formalized below as CML (chemical markup language) (3). We emphasize that this chapter is not meant to be an instructional manual for any given markup language, with CML here serving only to illustrate the general principles involved. Many other scientific applications of XML have been developed (3, 4), and syntactically, either of these examples could be replaced by other such modularized markup languages.

This more extensive example illustrates how a wider range of properties can be defined and also contains a new feature called a *namespace*. The purpose of this namespace is to enable this entire XML fragment to be combined or aggregated with other XML languages so that no conflict between the names used for the elements can arise. This aggregation is achieved by prefacing each element with a unique (to the document) short string: `<cml:molecule>`. An attribute `xmlns:cml` is now used to define what is called a URI (uniform resource identifier), which stamps a globally unique identifier on the meaning of the `cml:` prefix. This uniqueness will allow this document to coexist with other XML languages without conflict (an example of which is described later in this chapter).

```

<cml:molecule id="m01" title="aspirin" xmlns:cml="http://www.xml-cml.org/schema/CML2/Core">
  <cml:metadata name="dc:identifier" content="InChI"/>
  <cml:identifier version="1.0" convention="InChI">
1.0/C9H8O4/c1-6(10)13-8-5-3-2-4-7(8)9(11)12/h1H3,2-5H,(H,11,12)
  </cml:identifier>
  <cml:metadata name="dc:identifier" content="CAS-RN"/>
  <cml:identifier convention="CAS-RN">150-78-2</cml:identifier>
  <cml:atomArray atomID="a1 a2 a3 a4 a5 a6 a7 a8 a9 a10 a11 a12 a13" elementType="C C C C C C C C C O O O O" formalCharge="0 0 0 0 0 0 0 0 0 0 0 0 0" hydrogenCount="1 1 1 1 0 0 0 0 3 0 1 0 0"
  x2="-5.475336 -5.475336 -4.141667 -2.807998 -4.141667 -4.141667 -2.807998 -1.075737 -1.075737 -5.629193 -2.807988 -1.474318 0.464263"
  y2="5.086684 3.546650 2.776633 3.546650 5.856700 7.396700 5.086684 7.344209 8.884209 7.795282 8.166700 5.856684 7.344209"
  />
  <cml:bondArray atomRef1="a5 a1 a2 a3 a4 a5 a5 a6 a6 a7 a12 a8 a8" atomRef2="a1 a2 a3 a4 a7 a7 a6 a11 a10 a12 a8 a13 a9" order="1 2 1 2 1 2 1 1 2 1 1 2 1" />
  <cml:propertyList>
    <cml:property dictRef="chem:mpt" title="melting point" xmlns:chem="http://www.xml-cml.org/dict/core" >
      <cml:scalar dataType="xsd:decimal" errorValue="1.0" dictRef="chem:mpt" units="unit:c">136</cml:scalar>
    </cml:property>
  </cml:propertyList>
</cml:molecule>

```

### Scheme 8-2. A CML datument describing a property of aspirin.

The molecule element in this example contains five child elements: `cml:metadata`, `cml:identifier`, `cml:atomArray`, `cml:bondArray`, and `cml:propertyList`. Of these, `cml:metadata`, `cml:atomArray`, and `cml:bondArray` have no children and are empty containers, defining only attribute/value pairs, whereas `cml:propertyList` has one child, `cml:property`. The latter itself has a child: `cml:scalar`. As well as the namespace, the `cml:molecule` element itself has two other attributes, `id` and `title`.

The `</cml:property>` and `</cml:scalar>` elements reference namespaces other than CML. This is done to facilitate aggregation with other XML components, such as dictionaries, and by this means to reduce what has been called “tag soup”. For example, `<cml:property dictRef="chem:mpt"/>` defines a namespace for a dictionary reference called `chem:mpt`. Any processing software that might need to process a melting point property would be directed to this dictionary for further information on the semantics of this term. Similarly, the

attribute `units="unit:c"` would handle the conversion of scientific units, and `dataType="xsd:decimal"` would handle the basic datatype (i.e., the definition of a decimal number) itself. This mechanism avoids overburdening CML itself with the need to specify such semantics. No other elements or attributes in this example have XML-defined semantics; all other semantics are imposed by CML itself. Thus, the CML schema defines an enumeration (list) of allowed elementTypes and defines their meaning, use, and boundaries. These aspects are discussed in more detail below.

### **The Use of Identifiers**

The examples of XML shown in Schemes 8-1 and 8-2 illustrate the use of two types of identifiers. The identifier attributes seen in, e.g., `<cml:atomArray atomID="a1 a2 a3 a4 a5 ...">` are used internally to enable specification of, e.g., `<cml:bondArray atomRef1="a5 a1 a2 ..." atomRef2="a1 a2 a3 ...">` and should be unique within the datument (but not necessarily globally) to ensure that this XML document is well-formed and valid. The second type is an element containing identifiers. Various identifiers could be used, such as SMILES, CAS-RN, and the InChI canonical identifier (as shown here), precisely derived from the molecule connection table and used to establish molecular global uniqueness. Any two datuments that contain the same InChI identifier (in this example, `C9H8O4/c1-6(10)13-8-5-3-2-4-7(8)9(11)12/h1H3,2-5H,(H,11,12)`) should be presumed to refer to the same molecule (in the sense of a connection table, but not necessarily other properties, such as 3-D coordinates, for example). The whole aspect of identifiable data is pivotal to the concepts used here. The CAS-RN is widely used and offers comprehensive coverage from simple molecules to polymers to Markush structures. The InChI can be derived from the structure, but it is still a fairly new standard. It does not yet have wide support and does not yet offer complete coverage of all materials.

### **Display of XML and Specific XML Languages**

The default way of “displaying” or “browsing” any XML-compliant language, such as CML, is as a so-called tree view, outlining the structure of the document (Figure 8-1) but to which no style has been applied. Most modern Web browsers will support this feature (we recommend Firefox).

Of more utility is to associate a specific style or transform with this datument. A technology known as XSLT is essentially a specification of how an XML-based datument might be transformed into a different representation (or subset) of the data. Four examples of how this might be used to transform this datument are listed below:

- Extraction of atom two- or three-dimensional coordinates and rewrapping with appropriate syntax for interactive display on screen using appropriate



(A)

```
+<cml:molecule id="m01" title="aspirin"></cml:molecule>
```

(B)

```
-<cml:molecule id="m01" title="aspirin">
  <cml:metadata name="dc:identifier" content="InChI"/>
  + <cml:identifier version="1.0" convention="InChI"></cml:identifier>
  <cml:metadata name="dc:identifier" content="CAS-RN"/>
    <cml:identifier convention="CAS-RN">150-78-2</cml:identifier>
  <cml:atomArray atomID="a1 a2 a3 a4 a5 a6 a7 a8 a9 a10 a11 a12 a13"
    elementType="C C C C C C C C C C O O O O" formalCharge="0 0 0 0 0 0
    0 0 0 0 0 0" hydrogenCount="1 1 1 1 0 0 0 0 3 0 1 0 0"
    x2="-5.475336 -5.475336 -4.141667 -2.807998 -4.141667 -4.141667
    -2.807988 -1.075737 -1.075737 -5.629193 -2.807988 -1.474318
    0.464263" y2="5.086684 3.546650 2.776633 3.546650 5.856700
    7.396700 5.086684 7.344209 8.884209 7.795282 8.166700 5.856684
    7.344209/>
  <cml:bondArray atomRef1="a5 a1 a2 a3 a4 a5 a5 a6 a6 a7 a12 a8 a8"
    atomRef2="a1 a2 a3 a4 a7 a7 a6 a11 a10 a12 a8 a13 a9"
    order="1 2 1 2 1 2 1 1 2 1 1 2 1"/>
  + <cml:propertyList></cml:propertyList>
</cml:molecule>
```

(C)

```
-<cml:molecule id="m01" title="aspirin">
  <cml:metadata name="dc:identifier" content="InChI"/>
  + <cml:identifier version="1.0" convention="InChI">
    1.0/c9h8O4/c1-6(10)13-8-5-3-2-4-7(8)9(11)12/h1H3, 2-5H, (H,11,12)
  </cml:identifier>
  <cml:metadata name="dc:identifier" content="CAS-RN"/>
    <cml:identifier convention="CAS-RN">150-78-2</cml:identifier>
  <cml:atomArray atomID="a1 a2 a3 a4 a5 a6 a7 a8 a9 a10 a11 a12 a13"
    elementType="C C C C C C C C C C O O O O" formalCharge="0 0 0 0 0 0
    0 0 0 0 0 0" hydrogenCount="1 1 1 1 0 0 0 0 3 0 1 0 0"
    x2="-5.475336 -5.475336 -4.141667 -2.807998 -4.141667 -4.141667
    -2.807988 -1.075737 -1.075737 -5.629193 -2.807988 -1.474318
    0.464263" y2="5.086684 3.546650 2.776633 3.546650 5.856700
    7.396700 5.086684 7.344209 8.884209 7.795282 8.166700 5.856684
    7.344209/>
  <cml:bondArray atomRef1="a5 a1 a2 a3 a4 a5 a5 a6 a6 a7 a12 a8 a8"
    atomRef2="a1 a2 a3 a4 a7 a7 a6 a11 a10 a12 a8 a13 a9"
    order="1 2 1 2 1 2 1 1 2 1 1 2 1"/>
  - <cml:propertyList>
    <cml:property dictRef="chem:mpt" title="melting point"
      <cml:scalar dataType="xsd:decimal" errorValue="1.0"
        dictRef="chem:mpt" units="unit:c">136</cml:scalar>
    </cml:property>
  </cml:propertyList>
</cml:molecule>
```

Figure 8-1. Viewing the XML datument described in Scheme 8-2 in a Web browser, shown as (A) a collapsed tree view, (B) partially expanded, and (C) fully expanded.

software. This use was first demonstrated in an unusual series of articles about themselves, in which the theme was to demonstrate how they could be dynamically transformed into other representations of the data contained within (5–7).

- Use of the atom array to calculate a molecular formula and weight.
- Calculation of molecular properties via invocation of molecular modeling algorithms using, e.g., Web services.
- Use as a database query (“Is aspirin in this database?”).

Only the first of these uses really corresponds to the conventional sense of a document (whether it be an HTML page on the Web or a journal article in PDF format). The last three uses would be true applications of the datument as part of a semantic web. Another difference is that the semantics in such a datument cannot be unambiguously deduced from inspecting such examples but must be formally defined (e.g., in an XML schema or similar tool). Thus, CML2 defines that, e.g., the `atomRef1` and `atomRef2` attributes (of the element `bondArray`) contains references to `id` attributes on `atomArray` elements and that the `order="1"` attribute relates to a single bond. How a single bond is handled must in turn be specified by the software; a display program may render the bond in a particular width, color, taper, etc., whereas a database query may handle this information quite differently, or indeed not need it at all.

## Datument Validation

Publishers often provide human-readable guidelines for authors (also known as style guides) for document preparation, which sometimes can extend to entire books. Humans are also quite prone to noncompliance or imperfect compliance because they are often busy or perhaps simply readily bored. Guidelines for data preparation, if they exist, are often to be found in optional categories, such as supporting information. If an author deposits data in such a form, how does the publisher know that it is correct? A key aspect of XML is that documents (and of course datuments) can be validated. For publishing purposes, validation implies a contract between the author and the publisher, which is machine-enforceable. A schema formalizes the syntax, vocabulary, document structure, and some of the semantics. It comprises a set of machine-based rules to which a datument must conform. If it does not, it is the author’s responsibility to edit it until it does. If it conforms, it is assumed that the author has complied with the publisher’s requirements.

Validation guarantees that the datument conforms to rules. The more powerful the rules, the more invalid data can be detected. Thus, schemas can allow the detection of some disallowed data, particularly with a controlled vocabulary. An atom in CML is not allowed an `elementType` of “CO” (arising perhaps as a mis-

print for the element “Co”), or a hydrogenCount of  $-1$ . It is, however, allowed a formalCharge of “+10”. This might be corrupted data or a legitimate description of a highly ionized atom. Individual schema-based rules (e.g., for different journals) could allow discrimination between these possibilities.

## Datument Vocabularies

The construction of a schema immediately emphasizes the need for a communal vocabulary. An element such as `<molecule>` must be processed in the same consistent manner regardless of the author, the reader, or the processing software. We emphasize “processing”; the implementor must adhere to the same software specifications, and the software must behave in a predictable manner. For many scientists, this implementation will require a change in their thinking, and we emphasize the consequences here.

In its strictest form, this attitude is a controlled vocabulary. Only certain terms may be used, and their meaning is specified by a trusted authority. An example is IUPAC “gold book” vocabulary of chemical terms and definitions (at <http://www.chemsoc.org/chembytes/goldbook/>). Controlled vocabularies are widely used to enforce the mapping of a discipline such as chemistry onto a generally agreed or mandated vocabulary. They often require substantial formal guidelines or training sessions to ensure consistency of interpretation. Markup languages require us to use absolute precision in syntax and structure. It is highly desirable to have additional precision in semantics (the meaning and behavior of documents). The attachment of semantics to documents is not generally appreciated but is a critical process, and we must have a formal means of attaching semantics to every XML element and attribute and their content. At present, this can be achieved in four principal ways, ordered below in terms of machine-understandable rigor.

### A Human-Readable Prose Description

This description can be as simple as a definition in a dictionary, which may or may not give an indication as to how it might be used. An example from the CIF (crystallographic) dictionary is `_chemical_compound_source`, which is defined as “description of the source of the compound under study, or of the parent molecule if a simple derivative is studied. This includes the place of discovery for minerals or the actual source of a natural product.” This description formalizes the concept but (deliberately) gives wide latitude in its implementation and content.

### A Human-Readable Set of Instructions for Machine Implementation

Another CIF entry (abbreviated) for `_atom_site_U_iso_or_equiv` might specify carefully how the concept must be implemented and indicate constraints, such as datatype, enumeration range, and units. The constraints are all machine-processable, and the definition includes an implementable algorithmic constraint.

Because CIF predates XML, this definition is not machine-processable (i.e., it acts as a specification for a human programmer, but it cannot be used to generate software automatically). XML schemas provide mechanisms to overcome this.

### Definitions by Software

Many elements of a controlled vocabulary are effectively defined by software implementation. Thus, the description of the HTML language requires certain elements to have specified behavior. For example, `<img>` supports the display of raster images, but the precise look may vary between implementations and file types. Implementation through software is useful and powerful where authors, publishers, readers, and processors all use the same system. Because STM publishing is increasingly multidisciplinary, this implementation becomes problematic. Often a reader may have to download specialist software that is idiosyncratic and that may not have enough functionality, especially the export of semantically rich data. Moreover, the semantic rules are often buried deep in the software and difficult to understand precisely.

### Formal Semantics

We believe that the chemical community should move toward the adoption of formal rules for expressing semantics and ontology (semantics is the branch of semiotics, the philosophy or study of signs, that deals with meaning. Ontology is defined as a description, such as a formal specification of a program, of the concepts and relationships that can exist for an agent or a community of agents). Our central message is that we need carefully constructed and curated machine-processable ontologies. We believe that scientific and scholarly organizations have a major role to play and that openness and free access to ontologies is critical.

## Authoring and Editing Tools

At present, most chemical publications are created by authors in a publisher-specific manner. Each publisher requires a particular document structure, often a particular technology (e.g., formats of text, images, references, and domain-specific data) and a particular (usually implicit) ontology. The author has to change each of these according to the publisher's requirements and independently of the content. The publisher (or author) then has to make significant technical edits, often as a result of author noncompliance. Original data are transformed into text-oriented formatting languages for rendering to human-readable output, either paper or e-paper, and during this process the machine-processability is lost. Supporting data are often prepared in a variety of (ill-suited) formats; thus, spectral information is frequently merely a scanned image corresponding to the original printed spectrum (itself formatted for human convenience rather than processability).

XML has the potential to revolutionize this situation. With agreed XML-based markup languages, authors can have a single environment independent of the publishers' requirements. Publishers can transform the XML into their in-house systems, but quite independently other "reusers" can do so to their own (possibly quite different) requirements. The original datument, which contains all the "supporting data", can be archived along with the semantics and ontology, all in XML. To achieve all of this consistency, a major change will be required in authoring tools. Instead of proprietary text-based tools, with little useful support for semantics of either text or data, we will require XML-based tools with domain-specific XML components.

An XML editor display environment contains generic mechanisms to manage any domain-specific schema and therefore ensures that a resulting datument is valid. It will also contain mechanisms for supporting domain-specific software, such as editors and browsers (e.g., for molecules, spectra, etc.). Much high-quality chemistry software capable of being used in this context is already available. One commercial example based on XML, which encapsulates this concept, has already appeared. The Publicon tool, for example, provides a comprehensive technical authoring environment capable of handling mathematics and expressing the result in XML; interestingly, its target audience includes chemists and bioscientists. Because all XML-conforming markup languages have essentially the same kinds of structures, syntax, and rules, it becomes much easier to write appropriate, often generic, software to handle it.

## The Datument as a Component of a Scientific Grid

The use of XML has the potential to create savings in certain areas (time for authors and staff costs for technical editors), but a major benefit is that the collected XML datuments, together with the ontologies, would effectively create a machine-processable knowledge base for chemistry. At present, primary publications do not create knowledge without a lot of additional human actions to maximize the knowledge created by primary publications: abstracting, collating, and validating are needed. If this knowledge could be captured and tagged within the primary publication itself, without simply transferring that human action to a different point in the process, a significant proportion of the knowledge base could be extracted by machine. If the metadata, structure, datatypes, ontology, semantics, and processing behavior of a piece of information are determined, it essentially becomes a self-describing *information component*. These information components—which might be implemented by a mixture of XML protocols and object-oriented code—can be regarded as stand-alone, self-describing parts of a knowledge base. Protocols such as XML Query are able to search a heterogeneous aggregate of such components, and RDF (resource description framework, a way

to use metadata so that, for example, search engines can locate it) will be able to make deductions from their metadata. By combination of different markup languages, all information, even at a fine level, can be captured without loss. Any part of it can be retrieved, and hence a collection of marked up XML publications would constitute a knowledge base.

If each datument has sufficient high-quality metadata, there may be no essential need for a knowledge base to be centralized. By collecting those publications of interest, any reader or group can create their own personal base. In turn, such metadata can be exported to a wider community using new mechanisms such as RDF or RSS (RDF Site Summary or Rich Site Summary, a way of collecting metadata of interest to an individual reader).

With such exciting technologies in the offing, authors, funders, editors, publishers, and readers have a unique opportunity to start experimenting with creation and dissemination of machine-understandable information and data as an integral part of the process of scientific publishing.

## References

1. Murray-Rust, P.; Rzepa, H. S. *J. Digital Inf.* **2004**, *5*, article 248, 2004-03-18.
2. Murray-Rust, P.; Rzepa, H. S.; Tyrrell, S. M.; Zhang, Y. Y. *Org. Biomol. Chem.* **2004**, *2*, 3192–3203.
3. See Murray-Rust, P.; Rzepa, H. S. *J. Chem. Inf. Comput. Sci.* **2003**, *43*, 757–772 and references cited therein. For online information, including schemas, see <http://cml.sourceforge.net/>.
4. A full review and listing of all scientifically based XML languages is beyond the scope of this short chapter. Other than CML, the best documented is ThermoML, which is used for thermophysical and thermochemical data. Frenkel, M.; Chirico, R. D.; Diky, V. V.; Marsh, K. N.; Dymond, J. H.; Wakeham, W. A. *J. Chem. Eng. Data* **2004**, *49*, 381–393 and references cited therein.
5. Murray-Rust, P.; Rzepa, H. S.; Wright, M.; Zara, S. *Chem. Commun. (Cambridge, U.K.)* **2000**, 1471–1472.
6. Murray-Rust, P.; Rzepa, H. S.; Wright, M. *New J. Chem.* **2001**, 618–634.
7. Gkoutos, G. K.; Murray-Rust, P.; Rzepa, H. S.; Wright, M. *J. Chem. Inf. Comput. Sci.* **2001**, *41*, 1124–1130.



## APPENDIX 8-1

# The IUPAC International Chemical Identifier, InChI

Stephen R. Heller and Alan D. McNaught

The ability to represent uniquely a chemical compound is a fundamental requirement for storage or transmission of chemical information. We define compounds by their molecular structure, as shown in two-dimensional diagrams or stored in computers. Pronounceable names have been developed for oral and written communication, ranging from the trivial, containing no structural information, to completely systematic names, which can be decoded to yield the original structure. However, the application of systematic nomenclature to complicated structures requires expert knowledge of elaborate systems of nomenclature rules. The use of systematic nomenclature to convey information about the increasingly complex molecular systems handled by today's chemists is both laborious and inefficient.

Over the past decade, with ever-increasing reliance by chemists on computer processing, the International Union of Pure and Applied Chemistry (IUPAC) recognized a need to develop methods of nomenclature that can be interpreted by computers, or more precisely, by computer algorithms. A new program was initiated, aimed at creating a method to generate a freely available, nonproprietary identifier for chemical substances that could be used in printed and electronic data sources. The technical development was carried out primarily at the U.S. National Institute of Standards and Technology, and the product is referred to as the IUPAC International Chemical Identifier (InChI).

InChI is not a registry system. It does not depend on the existence of a database of unique substance records to establish the next available sequence number for any new chemical substance being assigned an identifier. Instead, InChI transforms the chemical structure of a compound into a string of characters that uniquely identify that compound. This conversion of a graphical representation of a chemical substance into the unique InChI label can be carried out automatically by any organization, and the facility can be built into any chemical structure drawing program. InChI labels are completely transferable and can be created from existing collections of chemical structures.

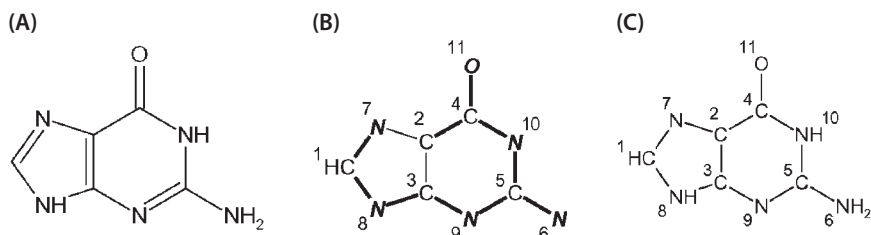
Whereas the theory needed for conversion of a structure to a unique string of characters has been known for a long time, when work on InChI began there were no freely available unique representations for compound identification, nor

was their development being actively discussed. Thus, before active development could proceed, a precise specification of requirements was wanted, and the following five characteristics were specified as needed for such an identifier:

1. The structure of the compound can be drawn using common conventions.
2. The identifier is derived directly from the structure by an algorithm.
3. Exactly one identifier is associated with a given structure, that is, different structures give different identifiers.
4. The identifier works for a large fraction of all “drawable” chemical substances.
5. The identifier must be openly available.

To be as precise and broadly applicable as desired, InChI uses a layered format to represent all available structural information relevant to compound identity. Each layer in an InChI representation contains a specific type of structural information. These layers, automatically extracted from the input structure, are designed so that each successive layer adds additional detail. The specific layers generated depend on the level of structural detail available and whether tautomerism is allowed. Any ambiguities or uncertainties in the original structure will remain in the InChI. The InChI layers are formula (standard Hill sorted); connectivity (no formal bond orders), including disconnected and connected metals; isotopes; stereochemistry, including double bond (*Z/E*) and tetrahedral ( $sp^3$ ); and tautomers (on or off). Charges are not part of the basic InChI, but rather are added at the end of the InChI string.

An example of an InChI representation is given in Figure 8A-1. The acronym InChI and version number are regarded as part of the InChI string (InChI=1 in this case). It is important to recognize, however, that InChI strings are intended for use by computers, and end users need not understand any of their details. In fact, the open nature of InChI and its flexibility of representation, after implementation into software systems, may allow chemists to be even less concerned with the details of structure representation by computers. Source code and an executable version of the structure-to-InChI conversion algorithm are freely available from the IUPAC InChI Web site at <http://www.iupac.org/inchi>.



InChI=1/C5H5N5O/c6-5-9-3-2(4(11)10-5)7-1-8-3/h1H,(H4,6,7,8,9,10,11)/f/h8,10H,6H2

**Figure 8A-1.** InChI for guanine: (A) input structure; (B) mobile H canonical numbering, with the attachment points of four mobile H and changeable bonds indicated in bold; and (C) with fixed H canonical numbering.



# Grammar, Punctuation, and Spelling

This chapter presents grammatical points that cover most situations. It does not attempt to discuss all the rules of grammar; many excellent grammar texts are available for that purpose, such as those given in the selected bibliography, Chapter 18. Writing style and word usage are discussed in Chapter 4. Punctuation, spelling, and word usage are also discussed in Chapter 11 with respect to numbers, mathematics, and units of measure and in Chapter 12 with respect to chemical names.

## Grammar

### *Subject–Verb Agreement*

Everyone knows that a subject and its verb must agree in number. Nevertheless, errors in subject–verb agreement are quite common. The primary cause is confusion about the number of the subject.

- ▶ The number of the subject can be obscured when one or more prepositional phrases come between the subject and the verb.

Application of this technique to studies on the phytoplankton biomass and its environments is described. (The subject is “application”, which is singular.)

- ▶ The number of the subject can be obscured when the sentence is constructed in the order prepositional phrase, verb, subject.

To the mixture were added KCl, HEPES, and water.

To the solution was added the parent compound.

- Two singular subjects joined by “and” require a plural verb.

Growth and isolation of M13 virus were described.

**EXCEPTION** A subject that is plural in form but singular in effect takes a singular verb. Here a compound subject functions as a single entity.

Research and development is attracting a growing number of young scientists.

Its inventor and chief practitioner is a native son of Boston, Robert Coles.

Much inconsistency and confusion exists with technical documentation.

- When two or more subjects are joined by “or”, the verb takes the number of the closer or closest subject.

All of the pH values or the median pH value was used.

The median pH value or all of the pH values were used.

- Collective nouns take a singular verb when the group as a whole is meant; in that case, they are often preceded by the word “the”. Collective nouns take a plural verb when individuals of the group are meant; in that case, they are often preceded by the word “a”.

contents

majority

range

couple

number

series

dozen

pair

variety

group

The number of metal amides synthesized was the largest to date. (Refers to the number as a unit.)

A number of metal amides were synthesized. (Refers to each amide.)

The series of compounds was prepared to test the hypothesis. (Refers to the series as a unit.)

A series of compounds were tested. (Refers to each compound.)

The variety of materials tested was sufficient for comparative analysis. (Refers to variety as a unit.)

A variety of materials were tested for selective removal of <sup>90</sup>Sr from nuclear waste solutions. (Refers to the materials individually.)

This group of workers is well aware of its responsibilities. (Refers to the group as a unit.)

This group of workers are willing to sign their names. (Refers to the individuals.)

- “Data” can be a singular or plural noun.

After the data is printed and distributed, we can meet to discuss it. (Refers to the whole collection of data as one unit.)

Experimental data that we obtained are compared with previously reported results. (Refers to the data as individual results.)

- Units of measure are treated as collective nouns that take a singular verb.

The mixture was stirred, and 5 mL of diluent was added.

Five grams of NaCl was added to the solution.

Three weeks is needed to complete the experiment.

To the mixture was added 5 g of compound **B**.

Under high pressure, 5 volumes of solution A was added.

- Nouns ending in “ics” and denoting a scientific discipline are usually singular.

dynamics

mechanics

kinetics

physics

mathematics

thermodynamics

Mechanics involves the application of Newton’s three laws of motion.

The kinetics of electron transfer to and from photogenerated radicals was examined by laser flash photolysis.

The thermodynamics is governed by the positions of the valence and conduction bands.

- Compound subjects containing the words “each”, “every”, and “everybody” take singular verbs.

Each flask and each holder was sterilized before use.

Every rat injected and every rat dosed orally was included.

Everybody in the group and every visitor is assigned a different journal each month.

- Sometimes, one of these words is implicit; such cases take a singular verb.

Each name and address is entered into the database.

- If both components of the compound subject do not contain, explicitly or implicitly, one of the words “each”, “every”, or “everybody”, the verb must be plural.

Each student and all the professors were invited.

- Indefinite pronouns themselves (or adjectives combined with the indefinite pronoun “one”) can be the subject of the sentence.

- Those that take a singular verb are “each”, “either”, “neither”, “no one”, “every one”, “anyone”, “someone”, “everyone”, “anybody”, “somebody”, and “everybody”.

Each was evaluated for its effect on metabolism.

Neither disrupts the cell membrane.

Regarding compounds **1–10**, every one reacts with the control agent.

Someone measures the volume every day.

- Those that take a plural verb are “several”, “few”, “both”, and “many”.

Several were evaluated for their effects on metabolism.

Few disrupt the cell membrane.

Regarding compounds **1** and **2**, both react with the control agent.

Many were chosen to be part of the study.

- Those that take either a singular or a plural verb, depending on context, are “some”, “any”, “none”, “all”, and “most”. The number of the object of the preposition determines the number of the indefinite pronoun related to it.

All of the money was stolen.

Most of the books were lost.

Not all the disks are here; some were lost.

- When a fraction is the subject of the sentence, the number of the attendant object of the preposition determines the number of the subject.

One-third of the precipitate was dissolved.

One-fourth of the electrons were excited.

- When a subject and its predicate noun disagree in number, the verb takes the number of the subject. (A *predicate noun* is the “complement” of a form of the verb “to be”; it refers to the same person or thing as the subject.)

The preparation and structure determination [plural subject] of these three compounds are the topic [singular predicate noun] of this paper.

The topic of this paper [singular subject] is the preparation and structure determination [plural predicate noun] of these three compounds.

### ***Awkward Omissions of Verbs and Auxiliary Verbs***

- Each subject in a compound sentence must have the proper verb and auxiliary verb.

#### INCORRECT

The eluant was added to the column, and the samples collected in 10 mL increments.

#### CORRECT

The eluant was added to the column, and the samples were collected in 10 mL increments.

## **Restrictive and Nonrestrictive Expressions**

► A phrase or clause is *restrictive* when it is necessary to the sense of the sentence; that is, the sentence would become pointless without the phrase or clause. Restrictive clauses are best introduced by “that”, not “which”.

It was necessary to find a blocking group that would react with the amino group but not with the hydroxyl group.

Comparison will be restricted to acetylene compounds that have the same functional end groups.

If the clauses beginning with “that” were deleted, the sentences would not convey the information intended. Therefore, the clauses are restrictive.

Phrases can also be restrictive.

Reactions leading to the desired products are shown in Scheme 1.

If the phrase “leading to the desired products” were deleted, the sentence would not convey the information intended.

► A phrase or clause is *nonrestrictive* if it adds information but is not essential; that is, the sentence does not lose its meaning if the phrase or clause is deleted. Nonrestrictive phrases and clauses are set off by commas. Nonrestrictive clauses may be introduced by “who” or “which” but not by “that”.

Squalene, a precursor of cholesterol, is a 30-carbon isoprenoid.

This highly readable book, written in nontechnical language, surveys the field of chemistry by describing the contributions of chemistry to everyday life.

Moore, working at the Rockefeller Institute, developed methods for the quantitative determination of amino acids.

The current–voltage curves, which are shown in Figure 6, clearly demonstrate the reversibility of all four processes.

Several hazardous waste disposal sites are located along the shores of the Niagara River, which is a major water source.

Melvin Calvin, who won the Nobel Prize in 1961, elucidated the biochemical pathways in photosynthesis.

James Aberdeen, professor emeritus of Central State University, which has provided significant scholarship support to minority students over the years, made a generous contribution to the school’s building fund.

## **Dangling Modifiers**

A *dangling modifier* is a modifying word or phrase that does not clearly and logically modify another word in the sentence. In scientific writing, the passive voice is often necessary (“the solutions were heated”; “melting points were determined”), but its use can lead to dangling modifiers.

- If a modifier precedes the subject of a sentence, it must modify that subject and be separated from it by a comma. Otherwise, it is a dangling modifier.

INCORRECT

Splitting the atom, many new elements were discovered by Seaborg.

CORRECT

Splitting the atom, Seaborg discovered many new elements.

INCORRECT

Upon splitting the atom, many new elements were discovered by Seaborg.

CORRECT

Upon splitting the atom, Seaborg discovered many new elements.

INCORRECT

When confronted with these limitations, the experiments were discontinued.

CORRECT

When confronted with these limitations, we discontinued the experiments.

In light of these limitations, the experiments were discontinued.

INCORRECT

Understanding the effect of substituents on the parent molecules, the ortho hydrogens could be assigned to the high-frequency peak.

CORRECT

Understanding the effect of substituents on the parent molecules, we could assign the ortho hydrogens to the high-frequency peak.

INCORRECT

Using the procedure described previously, the partition function can be evaluated.

CORRECT

Using the procedure described previously, we can evaluate the partition function.

- In some cases, the passive voice can be used to correct a dangling modifier.

INCORRECT

After combining the reactants, the reaction mixture was stirred at room temperature for 3 h.

CORRECT

After the reactants were combined, the reaction mixture was stirred at room temperature for 3 h.

## INCORRECT

After stirring the mixture, 5 mg of compound 2 was added.

## CORRECT

After the mixture was stirred, 5 mg of compound 2 was added.

- Phrases starting with “based on” must modify a noun or pronoun that usually immediately precedes or follows the phrase. Use phrases starting with “on the basis of” to modify a verb.

## INCORRECT

Based on resonance enhancement and frequency shifts, changes in the inter-ring separation were calculated.

## CORRECT

On the basis of resonance enhancement and frequency shifts, changes in the inter-ring separation were calculated.

## INCORRECT

Based on extensive study, this genetic deficiency was attributed to the loss of one isozyme. (“Based on extensive study” modifies the noun “deficiency”, but this is not the meaning.)

## CORRECT

On the basis of extensive study, this genetic deficiency was attributed to the loss of one isozyme. (“On the basis of extensive study” modifies the verb “was attributed”).

Style guidelines based on authoritative sources are included in this book. (“Based on authoritative sources” modifies the noun “guidelines”).

- “Due to” means “attributable to”; use it only to modify a noun or pronoun directly preceding it in the sentence or following a form of the verb “to be”.

## INCORRECT

Delays resulted due to equipment failure.

## CORRECT

Delays due to equipment failure resulted.

The delays were due to equipment failure.

## INCORRECT

This high value resulted due to the high conversion efficiencies of the enzymatic reactor.

## CORRECT

This high value is due to the high conversion efficiencies of the enzymatic reactor.

This high value resulted from the high conversion efficiencies of the enzymatic reactor.

## INCORRECT

Due to exposure to low levels of lead, children can be at risk for developmental problems.

## CORRECT

Because of exposure to low levels of lead, children can be at risk for developmental problems.

Children can be at risk for developmental problems because of exposure to low levels of lead.

► *Absolute constructions* are words, phrases, or clauses that are grammatically unconnected with the rest of the sentence in which they appear. They are sometimes called “sentence modifiers” because they qualify the rest of the sentence. They may occur anywhere in the sentence, and they are always set off by commas. They are not dangling modifiers.

Contrary to the excited-state situation, metal–metal bonding interactions in the ground states are weak.

The conclusions were premature, considering the lack of available data.

Judging from the spectral changes, exhaustive photolysis of compound **4** had occurred.

The conformations about the Re–Re bond, in addition, are different for all three complexes.

When necessary, the solutions were deaerated by bubbling nitrogen.

Clearly, alternative synthetic methods are possible.

The instructor having made her point, the discussion continued.

Absolute constructions often begin with one of the following words:

concerning	judging
considering	provided
failing	providing
given	regarding

- In mathematical papers, absolute phrases beginning with the words “assuming” and “taking” are often used as sentence modifiers.

Assuming that distance  $d$  is induced by the norm,  $M$  is a symmetrical and positively defined matrix.

Taking this value as an upper limit, the two shortest distances are sometimes too long for incipient hydrogen bonds.



- A subordinate or elliptical clause may be used as a sentence modifier.  
The compound is stable in air, as we concluded from the experimental evidence.  
The Mo 5s orbitals, as expected, interact strongly with the ligands.
- An introductory infinitive or infinitive phrase may be a sentence modifier.  
To prepare compound 2, the method of Garner was followed.

### **Reflexive Pronouns**

► Use the reflexive pronouns “myself”, “yourself”, “himself”, “herself”, “itself”, “ourselves”, and “themselves” only to refer back to a noun or another pronoun in the same sentence.

INCORRECT

Please send your manuscript to the associate editor or myself.

CORRECT

Please send your manuscript to the associate editor or me.

The associate editor herself will review your manuscript.

INCORRECT

My collaborators and myself will evaluate the results.

CORRECT

My collaborators and I will evaluate the results.

I will evaluate the results myself.

I myself will evaluate the results.

## **Punctuation**

### **Comma**

► Use a comma before, but not after, the coordinating conjunctions “and”, “or”, “nor”, “but”, “yet”, “for”, and “so” connecting two or more main clauses (complete thoughts).

Toluene and hexane were purified by standard procedures, and benzene was redistilled from calcium hydride.

The role of organic templates in zeolite synthesis has been studied extensively, but no general principles have been delineated.

Supported metals are among the most important industrial catalysts, yet only a few have been studied thoroughly.

No dielectric constants are available for concentrated acids, so it is difficult to give a quantitative explanation for the results.

- Use a comma after a subordinate clause that precedes the main clause in a complex sentence.

Although 40 different P450 enzymes have been identified, only six are responsible for the processing of carcinogens.

Since the institute opened, plant breeders have developed three new prototypes.

Because the gene and the molecular marker are so close on the chromosome, they segregate together in the progeny.

- Use a comma after most introductory words and phrases.

However, the public is being inundated with stories about cancer-causing chemicals.

Therefore, the type of organic solvent used is an important factor in lipase-catalyzed enzymatic synthesis.

After 3 months, the plants grown under phosphorus-deficient conditions were evaluated.

Thus, their motion is the result of the rotation of ferromagnetic domains.

On cooling, a crystalline phase may develop in coexistence with an amorphous phase.

- Use a comma before the coordinating conjunction in a series of words, phrases, or clauses of equal rank containing three or more items. (This comma is called the *serial comma*.)

Water, sodium hydroxide, and ammonia were the solvents.

The red needles were collected, washed with toluene, and dried in a vacuum desiccator.

The compound does not add bromine, undergo polymerization by the Diels–Alder reaction, or react with electrophiles.

- In compound sentences containing coordinating conjunctions, the clause following the conjunction is punctuated as if it were alone.

The reaction proceeds smoothly, and by use of appropriate reagents, the yields will be enhanced.

The compounds were separated, and after the filters had been washed, the experiments were completed.

- Do not use a comma to separate a verb from its subject, its object, or its predicate noun.

#### INCORRECT

The addition of substituted silanes to carbon–carbon double bonds, has been studied extensively.

## CORRECT

The addition of substituted silanes to carbon–carbon double bonds has been studied extensively.

## INCORRECT

The disciplines described in the brochure include, materials science, biotechnology, and environmental chemistry.

## CORRECT

The disciplines described in the brochure include materials science, biotechnology, and environmental chemistry.

## INCORRECT

The solvents used in this study were, cyclohexane, methanol, *n*-pentane, and toluene.

## CORRECT

The solvents used in this study were cyclohexane, methanol, *n*-pentane, and toluene.

- Do not use a comma before the conjunction joining a compound predicate consisting of only two parts.

## INCORRECT

The product distribution results were obtained in sodium hydroxide, and are listed in Table 10.

## CORRECT

The product distribution results were obtained in sodium hydroxide and are listed in Table 10.

- Use commas to separate items in a series that contains another series in parentheses already separated by commas.

The structure was confirmed with spectroscopy (<sup>1</sup>H NMR, UV, and IR), high-resolution mass spectrometry, and elemental analysis.

- Use a comma between two or more adjectives preceding a noun only if you can reverse the order of the adjectives without losing meaning. If you can insert the word “and”, the comma is correct.

The intense, broad signals of the two groups confirmed their location.

The broad, intense signals of the two groups confirmed their location.

Sample preparation is a repetitious, labor-intensive task.

Sample preparation is a labor-intensive, repetitious task.

A powerful, versatile tool for particle sizing is quasi-elastic light scattering.

A versatile, powerful tool for particle sizing is quasi-elastic light scattering.

But:

Polyethylene is an important industrial polymer.

The rapid intramolecular reaction course leads to ring formation.

The backbone dihedral angles were characterized by *J* couplings.

The local structural environment of the Mn cluster was determined.

- Use a comma before, but not after, the subordinating conjunction in a nonrestrictive clause.

INCORRECT

The bryopyran ring system is a unique requirement for anticancer activity whereas, the ester substituents influence the degree of cytotoxicity.

CORRECT

The bryopyran ring system is a unique requirement for anticancer activity, whereas the ester substituents influence the degree of cytotoxicity.

- Use commas to set off nonrestrictive phrases or clauses.

The products, which were produced at high temperatures, were unstable.

- Phrases introduced by “such as” or “including” can be restrictive (and thus not set off by commas) or nonrestrictive (and thus set off by commas).

Potassium compounds such as KCl are strong electrolytes; other potassium compounds are weak electrolytes.

Previously, we described a mathematical model including a description of chlorophyll degradation in foods.

Divalent metal ions, such as magnesium(II) and zinc(II), are located in the catalytic active sites of the enzymes.

Hydrogen-bonded complexes, including proton-bound dimers, are well-known species.

In the first two sentences, the phrases are restrictive because the sentences do not make their points without the phrases. In the third and fourth sentences, the phrases are nonrestrictive because the sentences can make their points without the phrases.

- An appositive is a noun that follows another noun and identifies or explains the meaning of the first noun.

My wife, Jeanne, is a biochemist at the National Institutes of Health.

My son James plays baseball, and my son John plays soccer.

An appositive is nonrestrictive (and therefore set off by commas) when it names the only possibility. In the first sentence, Jeanne is a nonrestrictive appositive. An

appositive is restrictive (and therefore not set off by commas) when it points out one of two or more possibilities. In the second sentence, the names of the two sons are restrictive appositives.

- Use commas to set off the words “that is,” “namely,” and “for example” when they are followed by a word or list of words and not a clause. Also use a comma after the item or items being named. Use a comma after “i.e.” and “e.g.” in parenthetical expressions.

The new derivatives obtained with the simpler procedure, that is, reaction with organocuprates, were evaluated for antitumor activity.

Alkali metal derivatives of organic compounds exist as aggregates of ion pairs, namely, dimers, trimers, and tetramers, in solvents of low polarity.

Many antibiotics, for example, penicillins, cephalosporins, and vancomycin, interfere with bacterial peptidoglycan construction.

These oxides are more stable in organic solvents (e.g., ketones, esters, and ethers) than previously believed.

- Use commas to separate two reference citation numbers, but use an en dash (–) to express a range of three or more in sequence, whether they are superscripts or are on the line in parentheses. When they are superscripts, do not use a space after the comma.

Experimental investigations<sup>10,14,18–25</sup> concerned the relative importance of field and electronegativity effects.

Certain complexes of cobalt were reported (10, 11) to have catalytic effects on hydrolysis reactions.

Flash photolysis studies (3–7) demonstrated the formation of transient intermediate products such as triplet states.

- Use a comma before Jr. and Sr., but treat II and III according to the person’s preference. Within a sentence, always use a comma after Jr. and Sr., but use a comma after II and III only if they are preceded by a comma.

William M. Delaney, Jr.

Charles J. Smith, III

John J. Alden II

William M. Delaney, Jr., was elected to the governing board.

Charles J. Smith, III, received a majority of the votes.

John J. Alden II did not run for office this year.

- Do not use a comma preceding “et al.” unless commas are needed for other reasons.

Saltzman et al.  
Saltzman, M. J., et al.  
Saltzman, Brown, et al.

- In dates, use a comma after the day, but not after the month when the day is not given.

June 15, 1996  
June 1996

When giving a complete date within a sentence, use a comma after the year as well.

On August 18, 1984, an extraordinary person was born.

- When a geographical location is named within a sentence and the name includes a comma, use a comma at the end of the name as well.

Iona College, in New Rochelle, New York, is the CEO's alma mater.

The lead researcher, who obtained her education at the University of Calgary, Alberta, Canada, addressed the reporters' questions.

- Use a comma to introduce quotations.

In the words of Pasteur, "Chance favors the prepared mind."

Pasteur said, "Chance favors the prepared mind."

- Do not use a comma after a quotation that is the subject of the sentence.

"Chance favors the prepared mind" is a translation from the French. (The quotation is the subject of the sentence.)

## **Period**

- Use a period at the end of a declarative sentence, but never in combination with any other punctuation marks.

He said, "Watch out!"

She asked, "May I go?"

- Do not use periods after most abbreviated units of measure, except when the abbreviation could be confused with a word (in. for inches, at. for atomic, no. for number).

- If a sentence ends with an abbreviation that includes a period, do not add another period.

She will return at 3 a.m.

- Use periods and spaces after initials in persons' names.

J.-L. Gay Lussac      J. E. Lennard-Jones      M. S. Newman

**EXCEPTION** Use periods but no spaces when referring to authors of a paper in the acknowledgment paragraph of the paper.

R.C.McD. and C.R. thank Dr. Rose Allan for carefully reading the manuscript.

C.-C.Y., L.B.-P., N.-h.X., and S.Zh.O. are grateful for generous support from the university.

- Do not use periods in abbreviations or acronyms of institution or organization names.

ACS                      CNRS                      NASA                      NIH

## Semicolon

- Use a semicolon to separate independent clauses that are not joined by a conjunction.

All solvents were distilled from an appropriate drying agent; tetrahydrofuran and diethyl ether were also pretreated with activity I alumina.

- Use semicolons between items in a series of words, phrases, or data strings if one or more of the items already contain commas.

We thank Zachary Axelrod, University of Michigan, for spectral data; Caroline Fleissner, Harvard University, for helpful discussions; and the National Science Foundation for financial support (Grant XYZ 123456).

The product was dried under vacuum to give compound **2**: yield 68%; IR 1991 m, 1896 s, sh, 1865 s cm<sup>-1</sup>; <sup>1</sup>H NMR 0.36 ppm; <sup>13</sup>C NMR 221.3, 8.1 ppm.

Figure 1. Cyclic voltammograms in dichloromethane: (a) compound **1**, 23 °C; (b) compound **2**, -40 °C; (c) compound **4**, 23 °C.

Figure 6. Ru-H stretches in the IR spectrum of compound **5**: ×, 298 K; +, 90 K.

This rule holds even if the only group containing the commas is the last in the series.

The compounds studied were methyl ethyl ketone; sodium benzoate; and acetic, benzoic, and cinnamic acids.

- Use a semicolon between independent clauses joined by conjunctive adverbs or transitional phrases such as “that is”, “however”, “therefore”, “hence”, “indeed”, “accordingly”, “besides”, and “thus”.

The rate at which bleaching occurred was dependent on cluster size; that is, the degradation of the mononuclear cluster was about 5 times faster than that of the tetranuclear cluster.

Many kinetic models have been investigated; however, the first-order reactions were studied most extensively.

The proposed intermediate is not easily accessible; therefore, the final product is observed initially.

The restriction of the rotational motions of the *tert*-butyl group gives rise to large entropy changes for the association reaction; hence, the covalent form is relatively easy to identify.

The efficiency of the cross-coupling depends on the nature of X in RX; thus, the reaction is performed at room temperature by slow addition of the ester.

- Do not use a semicolon between dependent and independent clauses.

INCORRECT

The activity on bromopyruvate was decreased; whereas, the activity on pyruvate was enhanced.

CORRECT

The activity on bromopyruvate was decreased, whereas the activity on pyruvate was enhanced.

## Colon

- Use a colon to introduce a word, a phrase, a complete sentence, or several complete sentences that illustrate, clarify, or expand the information that precedes it. Capitalize the first word after a colon only if the colon introduces more than one complete sentence, a quotation, or a formal statement.

The electron density was studied for the ground state of three groups of molecules: (1) methane–methanol–carbon dioxide, (2) water–hydrogen peroxide, and (3) ferrous oxide–ferric oxide.

We now report a preliminary finding: no chemical shift changes were detected in the concentration range 0.1–10 M.

The following are our conclusions: Large-angle X-ray scattering studies give us an accurate picture of structures up to 9 Å. They do not allow the specification of defects, such as random ruptures of the chains. The structural models defined are strongly supported by magnetic measurements.

- In figure captions, use a colon to introduce explanations of symbols or other aspects of the figure.

Figure 1. Variable-temperature  $^1\text{H}$  NMR spectra of compound **12**: top, 403 K; middle, 353 K; bottom, 298 K.

Figure 3. Brønsted-type plots for aminolysis in 1 M KCl at 25 °C: ○, 2-nitrophenyl acetate; □, 3-chlorobenzoic acid; ◇, 2,6-dinitrobenzoic acid.



- Do not use a colon (or any punctuation) between a verb and its object or complement or between a preposition and its object.

INCORRECT

The rate constants for the reaction in increasing concentrations of sodium hydroxide are: 3.9, 4.1, 4.4, 4.6, and 4.9.

CORRECT

The rate constants for the reaction in increasing concentrations of sodium hydroxide are 3.9, 4.1, 4.4, 4.6, and 4.9.

INCORRECT

The thermal decomposition was investigated with: gas chromatography, BET surface areas, and X-ray powder diffraction.

CORRECT

The thermal decomposition was investigated with gas chromatography, BET surface areas, and X-ray powder diffraction.

INCORRECT

Transition-metal nitrides have many properties that make them suitable for industrial applications, including: high wear resistance, high decomposition temperature, and high microhardness.

CORRECT

Transition-metal nitrides have many properties that make them suitable for industrial applications, including high wear resistance, high decomposition temperature, and high microhardness.

- Use either a colon or a slash to represent a ratio, but not an en dash. Use either a slash or an en dash between components of a mixture, but not a colon.

dissolved in 5:1 glycerin/water

dissolved in 5:1 glycerin–water

the metal/ligand (1:1) reaction mixture

the metal–ligand (1:1) reaction mixture

the metal–ligand (1/1) reaction mixture

the methane/oxygen/argon (1/50/450) matrix

the methane/oxygen/argon (1:50:450) matrix

## Quotation Marks

Location of closing quotation marks with respect to other punctuation is a style point in which ACS differs from other authorities. In 1978, ACS questioned the traditional practice and recommended a deviation: logical placement. Thus, if the punctuation is part of the quotation, then it should be within the quotation

marks; if the punctuation is not part of the quotation, the writer should not mislead the reader by implying that it is.

- Place closing quotation marks before all punctuation that is not part of the original quotation. Place them after all punctuation that is part of the quotation.

The sample solution was stirred briefly with a magnetic “flea”.

Ralph Waldo Emerson said, “The reward of a thing well done is to have done it.”

- Use quotation marks around words used in a new sense or words not used literally, but only the first time they appear in text.

Plastocyanin is a soluble “blue” copper protein.

The integrated intensity of each diagonal in the spectrum is proportional to a “mixing coefficient”.

The “electron-deficient” cations are, in fact, well-established intermediates.

- Use quotation marks to enclose the titles of uniquely named parts and sections of a book or a paper.

A complete description of the oils is given in the section “Flavonoids in Citrus Peel Oils”, and other references are listed in the bibliography.

But:

The preface describes the complexity of the problem.

- Use quotation marks to enclose short direct quotations (up to three sentences).

In the book *Megatrends*, Naisbitt concludes, “We are moving from the specialist who is soon obsolete to the generalist who can adapt.”

- Use a narrower column width (that is, indented on both sides) for longer quotations (extracts) of 50 words or more. Do not use quotation marks.

Everything is made of atoms. That is the key hypothesis. The most important hypothesis in all of biology, for example, is that everything that animals do, atoms do. In other words, there is nothing that living things do that cannot be understood from the point of view that they are made of atoms acting according to the laws of physics.

—Richard Phillips Feynman

However, this convention does not apply in an article quoting someone who has been interviewed. In such cases, quoted text need not be differentiated by column width, and quotation marks should be used.

- Use single quotation marks only when they are within double quotation marks.

He said, “You should read the article ‘Fullerenes Gain Nobel Stature’ in the January 6, 1997, issue of *Chemical & Engineering News*.”

## Parentheses

Parenthetical expressions contain information that is subsidiary to the point of the sentence. The sentence does not depend on the information within the parentheses.

- Use parentheses for parenthetical expressions that clarify, identify, or illustrate and that direct the reader.

The total amount (10 mg) was recovered by modification of the procedure.

The final step (washing) also was performed under a hood.

The curve (Figure 2) obeys the Beer–Lambert law.

The results (Table 1) were consistently positive.

Only 15 samples (or 20%) were analyzed.

- Punctuate after, not before, parenthetical expressions.

### INCORRECT

Compound **1**, (7 mg) obtained by typical workup methods, was used without further purification.

### CORRECT

Compound **1** (7 mg), obtained by typical workup methods, was used without further purification.

- If a parenthetical sentence is within another sentence, do not use a final period within the closing parenthesis, and do not start the parenthetical sentence with a capital letter.

Our results (the spectra are shown in Figure 5) justified our conclusions.

Our results justified our conclusions (the spectra are shown in Figure 5).

- If a parenthetical sentence is not within another sentence, use a final period inside the closing parenthesis, and start the parenthetical sentence with a capital letter.

A mechanism involving loss of a CH radical followed by rearrangement was proposed. (The reactions are shown in Scheme 1.)

- Use parentheses to enclose numerals in a list. Always use parentheses in pairs, not singly.

Three applications of this reaction are possible: (1) isomerization of sterically hindered aryl radicals, (2) enol–keto transformation, and (3) sigmatropic hydrogen shift.

- Use parentheses to identify the manufacturer of reagents and equipment.

cobalt chloride (Mallinckrodt)  
a pH meter with a glass electrode (Corning)

- Do not use parentheses when citing a reference number in narrative text. In such a case, the reference number is the point of the sentence, not subsidiary information, and thus not parenthetical.

#### INCORRECT

in ref (12), in (12)

#### CORRECT

in ref 12

- Use parentheses in mathematical expressions as discussed in Chapter 11 and in chemical nomenclature and notation as discussed in Chapters 12 and 13.

### Square Brackets

- Use square brackets within quotation marks to indicate material that is not part of a direct quote.

In the words of Sir William Lawrence Bragg, “The important thing in science is not so much to obtain new facts as to *discover new ways* [italics added] of thinking about them.”

- Use square brackets to indicate concentration: [Ca<sup>+</sup>].
- Use square brackets in mathematical expressions as discussed in Chapter 11 and in chemical nomenclature and notation as discussed in Chapters 12 and 13.

### Dashes

The shortest dash is the hyphen (-); the en dash (–) is longer; and the em dash (—) is the longest. Hyphens are discussed in the section on hyphenation in Chapter 10, starting on p 135.

### En Dash

- Use an en dash to mean the equivalent of “and”, “to”, or “versus” in multiword concepts where the words are of equal weight.

acid–base titration	dose–response relationship
bromine–olefin complex	ethanol–ether mixture
carbon–oxygen bond	freeze–pump–thaw degassed
cis–trans isomerization	helix–coil transition
cost–benefit analysis	host–guest complexation

log–normal function	red–black dichroic crystals
metal–ligand complex	structure–activity relationship
metal–metal bonding	structure–property relationship
nickel–cadmium battery	temperature–time curve
oxidation–reduction potential	vapor–liquid equilibrium
producer–user communication	winter–fall maxima
pump–probe technique	0– $t$ – $\infty$ sequence

EXCEPTION Use a hyphen for color combinations such as blue–green. See Chapter 10, page 140.

- Use an en dash to mean “to” or “through” with a span of three or more numerals or other types of ranges.

12–20 months	Figures 1–4	5–50 kg
sections 1b–1f	parts C–E	compounds A–I
Lyon and co-workers (23–26)	Lyon and co-workers <sup>23a–d</sup>	

EXCEPTION 1 When either one or both numbers are negative or include a symbol that modifies the number, use the word “to” or “through”, not the en dash.

–20 to +120 K	–145 to –30 °C	≈50 to 60
10 to >600 mL	<5 to 15 mg	

EXCEPTION 2 Do not use an en dash when the word “from” or “between” is used.

from 500 to 600 mL (*not* from 500–600 mL)  
between 7 and 10 days (*not* between 7–10 days)

- Use an en dash to link the names of two or more persons of equal importance used as a modifier.

Bednorz–Müller theory	Henderson–Hasselbalch equation
Beer–Lambert law	Jahn–Teller effect
Bose–Einstein statistics	Lee–Yang–Parr method
Debye–Hückel theory	Lineweaver–Burk method
Diels–Alder reaction	Mark–Houwink plot
Fermi–Dirac statistics	Meerwein–Ponndorf theory
Fischer–Tropsch effect	Michaelis–Menten kinetics
Fisher–Johns hypothesis	Stern–Volmer plot
Flory–Huggins interaction	van’t Hoff–Le Bel theory
Franck–Condon factor	Wolff–Kishner theory
Friedel–Crafts reaction	Young–Laplace equation
Geiger–Müller effect	Ziegler–Natta-type catalyst

Treatment of double surnames is covered in Chapter 10 (p 139).

- Use an en dash between components of a mixed solvent. (A slash can also be used.)

The melting point was unchanged after four crystallizations from hexane–benzene.

## ***Em Dash***

- Use em dashes to set off words that would be misunderstood without them.

### INCORRECT

All three experimental parameters, temperature, time, and concentration, were strictly followed.

### CORRECT

All three experimental parameters—temperature, time, and concentration—were strictly followed.

- Do not use em dashes to separate phrases or nonrestrictive clauses if another form of punctuation can be used.

### INCORRECT

Knauth—not Stevens—obtained good correlation of results and calculations.

### CORRECT

Knauth, not Stevens, obtained good correlation of results and calculations.

### INCORRECT

The singly charged complexes—which constituted bands 1 and 3—liberated maleate anion upon decomposition.

### CORRECT

The singly charged complexes, which constituted bands 1 and 3, liberated maleate anion upon decomposition.

## ***Ellipsis Points***

- Within a quotation, use three periods (points of ellipsis) to indicate deleted words or phrases. These three periods are in addition to other needed punctuation. Thus, if a period is already there, the result will be four periods.

No science is immune to the infection of politics and the corruption of power.... The time has come to consider how we might bring about a separation, as complete as possible, between Science and Government in all countries.

—Jacob Bronowski

- Do not begin or end a quotation with ellipsis points.

- Use ellipsis points where part of a series is omitted, when the pattern of the series is unambiguous.

$a = 1, 2, 3, \dots$

$n = 2, 4, 6, \dots$

$x = 1, 3, 5, \dots, 15$

## Spelling

Consult a dictionary to resolve spelling questions. *Merriam-Webster's Collegiate Dictionary* and *Webster's New World College Dictionary* are the desk dictionaries used by the ACS technical editing staff. ACS staff members also use the unabridged *Webster's Third New International Dictionary*. However, whatever your dictionary, choose the first spelling of a word. Use American spellings, except in proper names and direct quotations (including titles). Appendix 9-1 contains a list of the recommended spellings for words that have two or more acceptable spellings.

- For the correct spelling and styling of company names, search the Internet for the company and look for the company name on its “contact” page. Do not rely on either a company’s home page or the presence of a particular spelling in a search engine, because the former may be informal and the latter common but also incorrect.

### **Tricky Possessives**

- Form the possessive of a joint owner by adding an apostrophe and an “s” after the last name only.

Celapino and Marshall’s results

Bausch and Lomb’s equipment

- Form the possessive of plural nouns that do not end in “s” by adding an apostrophe and an “s”. Form the possessive of plural nouns that end in “s” by adding an apostrophe only.

people’s rights

children’s books

compounds’ structures

- Form the possessive of a proper name ending in “s” by adding an apostrophe and an “s”.

Jacobs’s laboratory

Mathers’s reception

**Tricky Plurals**

Sometimes, the plural form is so familiar that it is used erroneously instead of the singular, usually with Latin and other non-English words. The following list shows the correct singulars and plurals. The preferred forms are given first.

SINGULAR	PLURAL
alga	algae
apparatus	apparatus, apparatuses
appendix	appendixes, appendices
bacterium	bacteria
basis	bases
criterion	criteria, criterions
erratum	errata
focus	focuses, foci
formula	formulas, formulae
fungus	fungi, funguses
genus	genera, genuses
helix	helixes, helices
hypothesis	hypotheses
index	indexes
index	indices (mathematical)
latex	latices, latexes
locus	loci
matrix	matrices (mathematical)
matrix	matrixes (media)
maximum	maximums, maxima
medium	media, mediums
minimum	minimums, minima
phenomenon	phenomena, phenomenon
polyhedron	polyhedrons, polyhedra
sequela	sequelae
spectrum	spectra, spectrums
stratum	strata
symposium	symposia, symposiums
vertex	vertexes, vertices
vortex	vortexes, vortices





## APPENDIX 9-1

# Recommended Spelling List

Many words in regular usage, as well as many technical terms, have two or more acceptable spellings. The following list gives recommended spellings and capitalizations, where appropriate, for some terms not found in easily accessible dictionaries, words often misspelled, common expressions, and words for which the ACS preference may not match your dictionary's.

absorbance	back-bonding
absorbency	back-donation
absorbent	back-titrate (verb)
accommodate	backscatter
acknowledgment	backscattering
adsorbent	backward
aerobic	band gap
aging	bandwidth
aglycon	baseline
air-dry (verb)	Beckmann (thermometer, rearrangement)
ambiguous	Beer's law
amine (RNH <sub>2</sub> )	Beilstein
ammine (NH <sub>3</sub> complex)	bit
amphiphile	black box
ampule	blackbody
analog (computer)	blender
analogue (structural derivative)	Boltzmann
anolyte	borderline
analyze	Bragg scattering
annelation	break-seal
annulation	break up (verb)
antioxidant	breakup (noun)
appendixes	bremsstrahlung
aqua regia	bridgehead
Arrhenius	broad band (noun)
artifact	broad-band (adjective)
asymmetry	Brønsted
audio frequency	Büchner
autoxidation	build up (verb)
auxiliary	buildup (noun)
Avogadro	buret
bacitracin	butanol, 1-butanol ( <i>not n-butanol</i> )

*n*-butyl alcohol  
*tert*-butylation  
 byline  
 bypass  
 byproduct  
 byte  
 canceled  
 canister  
 cannot  
 Cartesian  
 catalog  
 chloramine  
 chloro amine  
 chlorophyll *a*  
 clean up (verb)  
 cleanup (noun)  
 clear-cut  
 close up (verb)  
 close-up (noun)  
 co-ion  
 co-occurrence  
 co-worker  
 coauthor  
 collinear  
 colorimetric  
 complexometric  
 concomitant  
 condensable  
 conductometric  
 conrotatory  
 constantan  
 coordination  
 Coulombic  
 counter electrode  
 counteranion  
 counterion  
 coverslip  
 cross-coupling  
 cross-link  
 cross over (verb)  
 cross-react  
 cross-reaction  
 cross section (noun)  
 cross-sectional (adjective)  
 crossover (noun, adjective)  
 cuboctahedron  
 cut off (verb)  
 cutoff (noun)  
 cuvette  
 cytochrome *c*  
 Darzens  
 database  
 deamino (*not* desamino)  
 deoxy (*not* desoxy)  
 dependent  
 desamine (amino acid names only)  
 desiccator  
 deuterioxide  
 deuteroporphyrin  
 Dewar benzene  
 Dewar flask  
 dialogue  
 diffractometer  
 disc (electrophoresis, compact disc)  
 discernible  
 disk (anatomy, computers)  
 disrotatory  
 dissymmetric  
 distill  
 dry ice  
 drybox  
 dyad  
 e-mail  
 ebullioscopic  
 eigenfunction  
 eigenvalue  
 electroless  
 electron microscope  
 electronvolt  
 electrooptic  
 electropositive  
 eluant  
 eluate  
 eluent  
 Elvehjem  
 end point  
 enzymatic  
 enzymic  
 Erlenmeyer (flask)  
 exchangeable  
 fall off (verb)  
 falloff (noun, adjective)

far-infrared	hazmat
faradic (referring to current, not the person)	heat-treat (verb)
fax (noun, verb, adjective)	hemoglobin
feedback	hemolysate
fiber-optic (adjective)	heterogeneous
fiber optics (noun)	Hoffmann degradation
filterable	homogeneous
firebrick	homologue
flavin	Hunsdiecker
flow sheet	hydrindan
fluoborate	hydriodic
fluoramine	hydriodide
fluoro amine	hydrolysate
focused	hydrolyzed
follow up (verb)	ice-cold
follow-up (noun, adjective)	ice-water bath (use en dash, see p 124)
forbear (verb, to refrain)	inasmuch
forebear (noun, ancestor)	indan
forego (verb, to go before)	indexes (book parts, catalog)
foreword (part of a book)	indices (mathematical)
forgo (verb, to do without)	indispensable
formulas	inflection
forward (direction)	infrared
freeze-dry (verb)	innocuous
fulfill	inoculate
$\gamma$ ray	insofar
gauge	inter-ring
Gaussian	intra-ring
gegenion	iodometric
glovebag	iodometry
glovebox	isooctane
Gouy	isopiestic
graduated cylinder	isopropyl alcohol ( <i>not</i> isopropanol)
gram	isobestic
Gram-negative	judgment
Gram-positive	Karl Fischer
gray	kayser
Grignard	Kekulé
groundwater	Kjeldahl
half-ester	Kramers
half-life	Kugelrohr
half-width	labeled
halfway	laser
Hamiltonian	leukocyte
Hantzsch	leveling
	levorotatory

lifetime  
 ligancy  
 ligate  
 ligated  
 line shape  
 line width  
 liquefy  
 liter  
 lumiflavin  
 luster  
 lysate  
 lysed  
 make up (verb)  
 makeup (noun)  
 Markovnikov  
 matrices (mathematical)  
 matrixes (media)  
 megohm  
 Mendeleev  
 mesoporphyrin  
 metalate  
 metalation  
 metallization  
 metallize  
 metalloenzyme  
 meter  
 micro-Kjeldahl  
 mid-infrared  
 midpoint  
 minuscule  
 mixture melting point  
 monochromator  
 Mössbauer  
 naphthyl  
 near-ultraviolet  
 neopentyl  
 Nernstian  
 nuclide  
 occurred  
 occurrence  
 occurring  
 ortho ester  
 orthoformate  
 orthohydrogen  
 orthopositronium  
 outgas  
 outgassing  
 overall  
 parametrization  
 path length  
 percent  
 Petri  
 pharmacopeia  
 phenolphthalein  
 phlorin  
 phosphomonoester  
 phosphorous (as in phosphorous acid)  
 phosphorus (element)  
 phthalic  
 pipet  
 pipetted  
 plaster of Paris  
 point source  
 porphine  
 porphyrin  
 portland cement  
 programmed  
 2-propanol (*not* isopropanol)  
 pseudo-first-order  
 pyrolysate  
 quantitation  
 radio frequency  
 radioelement  
 radioiodine  
 radionuclide  
 re-form (to form again)  
 reform (to amend)  
 repellent  
 riboflavin  
 ring-expand (verb)  
 rotamer  
 scale up (verb)  
 scale-up (noun)  
 scavengeable  
 Schwarzkopf  
 seawater  
 self-consistent  
 selfsame  
 Sephadex  
 set up (verb)  
 setup (noun)  
 side arm (noun)

side chain  
 sideband  
 siphon  
 Soxhlet  
 spin-label (noun)  
 spin-lattice (use en dash, see p 124)  
 spin-orbit (use en dash, see p 124)  
 steam bath  
 steam-distill (verb)  
 stepwise  
 stereocenter  
 stereopair  
 stereoptically  
 Student's *t* test or the Student *t* test  
 sulfolane  
 sulfur  
 superacid  
 superhigh frequency  
 supernatant (adjective)  
 supernate (noun)  
 syndet  
 synthase  
 synthetase  
 test tube  
 $\theta$  solvent  
 thiamin  
 thioacid  
 thioester  
 thioether  
 thioketone  
 toward  
 transmetalation  
 tropin  
 Ubbelohde  
 ultrahigh vacuum  
 un-ionized  
 uni-univalent  
 upfield  
 urethane  
 van der Waals  
 VandenHeuvel  
 van't Hoff–Le Bel (use en dash, see p 124)  
 Vigreux  
 vis-à-vis  
 voltameter (measures voltaic electricity)  
 voltammeter (measures ranges of volts  
     and amperes)  
 voltmeter (measures cell potential)  
 wastewater  
 wave function  
 waveform  
 wavelength  
 wavenumber  
 well-known  
 work up (verb)  
 workup (noun)  
 X-irradiation  
 X-ray  
 ylide  
 zerovalent  
 zigzag  
 zinc blende

# Editorial Style

This chapter presents recommended stylistic and editorial conventions, mainly but not solely for ACS publications. The style recommended by ACS is, for the most part, taken from established authoritative sources, such as *The Chicago Manual of Style*, *Words into Type*, and the *United States Government Printing Office Style Manual*.

Other points of style are discussed in Chapter 11, “Numbers, Mathematics, and Units of Measure”; Chapter 12, “Names and Numbers for Chemical Compounds”; and Chapter 13, “Conventions in Chemistry”.

## Hyphenation

Consult a dictionary to resolve hyphenation questions. *Merriam-Webster’s Collegiate Dictionary* and *Webster’s New World College Dictionary* are the desk dictionaries used by the ACS technical editing staff. ACS staff also use the unabridged *Webster’s Third New International Dictionary*.

### Prefixes

▶ Most prefixes are not hyphenated. Do not hyphenate the following prefixes when added to words that are not proper nouns.

after	bio	de	hetero
ante	by	di	homo
anti	co	down	hyper
auto	counter	electro	hypo
bi	cyber	extra	in

infra	mid	poly	techno
inter	mini	post	tele
intra	mis	pre	thermo
intro	mono	pro	trans
iso	multi	pseudo	tri
macro	nano	re	ultra
mega	neo	retro	un
meso	non	semi	under
meta	over	stereo	uni
metalla	peri	sub	up
metallo	photo	super	video
micro	physico	supra	visco

## EXAMPLES

antibacterial	isospin	precooled
cooperation	microorganism	pseudomorph
cyberspace	multicolored	superacid
extranuclear	nonpolar	transactinide
interelectrode	photoredox	viscoelastic

EXCEPTIONS Hyphens are sometimes used (1) when letters are doubled, (2) when more than one prefix is present, or (3) when the unhyphenated form does not convey the intended meaning.

anti-infective	inter-ring	post-reorganization
anti-inflammatory	intra-ring	post-translational
bi-univalent	mid-infrared	pre-equilibrium
co-ion	non-native	sub-bandwidth
co-worker	non-nuclear	un-ionize

- Some prefixes may be hyphenated or not, depending on meaning.

recollect *or* re-collect  
 recover *or* re-cover  
 reform *or* re-form  
 retreat *or* re-treat

## RARE EXCEPTIONS

autoxidation  
 counter electrode  
 hetero group  
 homo nucleoside

- Do not hyphenate multiplying prefixes.

hemi, mono, di, tri, tetra, penta, hexa, hepta, octa, ennea, nona, deca, deka, undeca, dodeca, etc.

semi, uni, sesqui, bi, ter, quadri, quater, quinque, sexi, septi, octi, novi, deci, etc.

bis, tris, tetrakis, pentakis, hexakis, heptakis, octakis, nonakis, decakis, etc.

## EXAMPLES

2,2'-bipyridine  
 1,4-bis(3-bromo-1-oxopropyl)piperazine  
 divalent  
 hemihydrate  
 heptacoordinate tetrahedron  
 hexachlorobenzene  
 1,1':3',1'':3'',1'''-quaterphenyl  
 tetrakis(hydroxymethyl)methane  
 triatomic  
 triethyl phosphate  
 tris(ethylenediamine)cadmium dihydroxide

- Hyphenate a prefix to a two-word compound.

multi-million-dollar lawsuit  
 non-diffusion-controlled system  
 non-English-speaking colleagues  
 non-radiation-caused effects  
 non-tumor-bearing organ  
 pre-steady-state condition  
 pseudo-first-order reaction

- Hyphenate prefixes to chemical terms.

non-alkane  
 non-phenyl atoms

- Hyphenate a prefix to a numeral.

pre-1900s

- Hyphenate prefixes to proper nouns and adjectives, and retain the capital letter.

anti-Markovnikov  
 non-Coulombic  
 non-Gaussian  
 non-Newtonian  
 oxy-Cope

**Suffixes**

- Most suffixes are not hyphenated. Do not hyphenate the following suffixes when added to words that are not proper nouns.

able	less	ship
fold	like	wide
ful	ment	wise



## EXAMPLES

clockwise	multifold	statewide
fellowship	rodlike	worldwide
lifelike	spoonful	

## EXCEPTIONS

bell-like  
gel-like  
shell-like

- Hyphenate the suffixes “like” and “wide” when they are added to words of three or more syllables.

bacteria-like	radical-like	university-wide
computer-like	resonance-like	

- Hyphenate the suffix “like” in two-word compounds used as unit modifiers.

first-order-like  
ion-exchange-like  
rare-earth-like  
transition-metal-like

- Hyphenate the suffix “like” to chemical names.

adamantane-like  
cycloalkane-like  
morphine-like  
olefin-like

- Hyphenate a numeral and a suffix.

10-fold  
25-fold

- Hyphenate suffixes to proper nouns, and retain the capital letter.

Asia-wide  
Claisen-like  
Kennedy-like  
Michaelis–Menten-like

### Compound Words

Compound words are two or more terms used to express a single idea. Compound words in common usage are listed in most dictionaries. Many are hyphenated, but many are not.

back-reaction	cross-link	half-life
cross hairs	crosshatch	self-consistent

- Hyphenate spelled-out fractions.

one-half  
one-ninth  
three-fourths  
two-thirds

- Hyphenate two-word verbs.

air-dry	freeze-dry	ring-expand
flame-seal	jump-start	vacuum-dry

- Do not hyphenate phrasal verbs. As unit modifiers or nouns, these words are often hyphenated or closed up; check a dictionary.

break down	mix up	stand by
build up	scale up	take off
grow up	set off	warm up
hand out	set up	wear out
line up	slow down	

- Do not hyphenate foreign phrases used as unit modifiers.

ab initio calculation  
ad hoc committee  
in situ evaluation  
in vivo reactions

**EXCEPTION** Some foreign phrases are hyphenated in the original language, for example, *laissez-faire*.

- People who have double surnames may choose to hyphenate them or use a space between them. When they are hyphenated, use a hyphen, not an en dash, between the two surnames in a person's name. Some combinations of two given names are also hyphenated.

Robert Baden-Powell	Joseph-Louis Gay-Lussac
David Ben-Gurion	Irene Joliot-Curie
Cecil Day-Lewis	Jackie Joyner-Kersey
Chen-Chou Fu	John Edward Lennard-Jones

### **Unit Modifiers**

Unit modifiers are two words that together describe a noun; they are almost always hyphenated. Most unit modifiers consist of

- a noun and an adjective (e.g., time-dependent reaction, radiation-sensitive compound, water-soluble polymer, halogen-free oscillator);
- an adjective and a noun (e.g., high-frequency transition, small-volume method, first-order reaction, outer-sphere redox couple);

- an adjective and a participle (e.g., slow-growing tree, broad-based support, far-reaching influence);
- a noun and a participle (e.g., time-consuming project, earth-shaking news, silver-coated electrode);
- an adverb and an adjective (e.g., above-average results, still-unproven technique); or
- two nouns (e.g., ion-exchange resin, liquid-crystal polymers, transition-state modeling, charge-transfer reaction, gas-phase hydrolysis).

The following is a short list (by no means complete) of unit modifiers commonly seen in ACS publications. These should be hyphenated when modifying a noun.

air-dried	high-resolution	room-temperature
air-equilibrated	high-temperature	round-bottom
back-bonding	inner-sphere	rubber-lined
<sup>14</sup> C-labeled	ion-exchange	second-harmonic
charge-transfer	ion-promoted	second-order
cost-effective	ion-selective	short-chain
diffusion-controlled	large-volume	side-chain
double-bond	laser-induced	size-dependent
electron-diffraction	least-squares	small-volume
electron-transfer	light-catalyzed	solid-phase
energy-transfer	long-chain	solid-state
excited-state	long-lived	species-specific
first-order	low-energy	steady-state
flame-ionization	low-frequency	structure-specific
fluorescence-quenching	low-pressure	temperature-dependent
free-energy	low-resolution	thin-layer
free-radical	low-temperature	three-dimensional
gas-phase	moisture-sensitive	three-phase
gel-filtration	nearest-neighbor	time-dependent
Gram-negative	oil-soluble	transition-metal
Gram-positive	outer-sphere	transition-state
halogen-free	radiation-caused	two-dimensional
high-energy	radiation-produced	vapor-phase
high-frequency	radiation-sensitive	water-soluble
high-performance	rate-limiting	weak-field
high-pressure	reversed-phase	wild-type

#### EXCEPTIONS

particle size distribution  
water gas shift

#### ► Hyphenate combinations of color terms used as unit modifiers.

blue-green solution	red-black precipitate
bluish-purple solid	silver-gray body

- Do not hyphenate unit modifiers if the first word is an adverb ending in “ly”.

accurately measured values  
carefully planned experiment  
poorly written report  
recently developed procedure

- Hyphenate unit modifiers containing the adverbs “well”, “still”, “ever”, “ill”, and “little”.

ever-present danger	still-new equipment
ever-rising costs	well-known scientist
ill-fitting stopper	well-trained assistants
little-known hypothesis	

**EXCEPTION** Do not hyphenate unit modifiers containing the adverbs “well”, “still”, “ever”, “ill”, and “little” if they are modified by another adverb.

most ill advised investment  
very high density lipoprotein  
very well studied hypothesis

- Hyphenate unit modifiers containing a comparative or superlative if the meaning could be different without the hyphen.

best-known processes	least-squares analysis
best-loved advisor	lowest-frequency wavelengths
higher-temperature values	nearest-neighbor interaction

- Do not hyphenate a number and a unit of time or measure used as a unit modifier.

$1.2 \times 10^{-4} \text{ cm}^{-1}$ peak	a 0.1 mol dm <sup>-3</sup> solution
25 K increments	20 mL aliquot
10 mg sample	12° angle

- When two or more unit modifiers with the same ending base modify one noun, use a hyphen after each element, and do not repeat the ending base.

first- and second-order reactions  
high-, medium-, and low-frequency measurements

- Do not hyphenate unit modifiers that are chemical names.

acetic anhydride concentration  
amino acid level  
barium sulfate precipitate  
sodium hydroxide solution

- Hyphenate unit modifiers made up of a single letter or number and a noun or adjective.

$\alpha$ -helix structure	$\pi$ -electron system
<sup>13</sup> C-enriched proteins	3-position substitution
<sup>14</sup> C-labeling patterns	s-orbital diagrams
D-configuration settings	<i>t</i> -test analysis
$\gamma$ -ray spectrometer	U-band transmitter
1-isomer profile	<i>x</i> -axis labels
O-ring suppliers	X-band radar

- Do not hyphenate unit modifiers if one of the words is a proper name.

Fourier transform technique  
Lewis acid catalysis  
Schiff base measurement

- Hyphenate unit modifiers that contain spelled-out numbers.

five-coordinate complex	three-neck flask
one-electron transfer	three-stage sampler
seven-membered ring	two-compartment model
three-dimensional model	two-phase system

- Hyphenate unit modifiers that contain a present or past participle.

air-equilibrated samples	laser-induced species
English-speaking colleagues	methyl-substituted intermediate
fluorescence-quenching solution	photon-induced conversion
hydrogen-bonding group	rate-limiting step
immobilized-phase method	research-related discussion
ion-promoted reaction	steam-distilled sample

CAUTION Watch for cases where the participle forms a unit with the noun that follows: for example, “ligand binding site” should not be hyphenated.

- Hyphenate unit modifiers of three or more words.

head-to-head placement	root-mean-square analysis
high-molecular-weight compound	signal-to-noise ratio
nine-membered-ring species	tried-and-true approach
out-of-plane distance	voltage-to-frequency converter

- Hyphenate unit modifiers containing three words when similar two-word modifiers are hyphenated.

acid-catalyzed reaction  
general-acid-catalyzed reaction  
metal-promoted reaction  
transition-metal-promoted reaction

**EXCEPTION** Do not hyphenate unit modifiers containing three or more words, even if similar two-word modifiers are hyphenated, when doing so would break other rules. For example, do not hyphenate unit modifiers if one of the words is a proper name. Do not hyphenate unit modifiers that are two-word chemical names.

acid-catalyzed reactions (*but* Lewis acid catalyzed reactions)

copper-to-iron ratio (*but* sodium chloride to iron ratio)

- Hyphenate unit modifiers used as predicate adjectives. (*Predicate adjectives* are usually used with the verb “to be”; they are adjectives that modify the subject but come after the verb.) Usually, only unit modifiers that consist of nouns and adjectives or nouns and participles can be used as predicate adjectives.

All compounds were light-sensitive and were stored in the dark.

In these cluster reactions, dehydrogenation is size-dependent.

The antibody is species-specific.

The complex is square-planar.

The movie was thought-provoking.

The reaction is first-order.

- Hyphenate phrases also containing en dashes (see pp 124–126) when they are used as unit modifiers.

alkyl-heavy-metal complexes

high-spin-low-spin transition

metal-metal-bonded complexes

Michaelis–Menten-like kinetics

retro-Diels–Alder reaction

transition-metal-chalcogen complexes

- Hyphenate phrases containing parenthetical expressions when they are used as unit modifiers.

element (silicon or tin)-centered radicals

## Capitalization

### *In Text*

Generally, in text keep all words lowercase, including chemical names and terms, except proper nouns and adjectives. However, there are many exceptions.

- Capitalize the words “figure”, “table”, “chart”, and “scheme” only when they refer to a specific numbered item.

Chart 4

Figure 1

Schemes 4–7

Table II

- Do not capitalize the “r” in “X-ray” at the beginning of a sentence or in a title.
- Capitalize parts of a book when they refer to a specific titled and numbered part.

Appendix I  
Chapter 3  
Section 4.2

#### But

the appendix  
the chapter  
the contents  
the preface

- Capitalize only the name of an eponym, not the accompanying noun.

Avogadro's number	Lewis acid
Boltzmann constant	nuclear Overhauser effects
Einstein's theory	Raman spectroscopy
Graham's law	Schiff base
Hodgkin's disease	

#### EXCEPTIONS

Nobel Peace Prize  
Nobel Prize

- Capitalize adjectives formed from proper names.

Boolean	Einsteinian	Laplacian
Cartesian	Freudian	Lorentzian
Copernican	Gaussian	Mendelian
Coulombic	Hamiltonian	Newtonian
Darwinian		

- Capitalize the first word after a colon if the colon introduces more than one complete sentence, a quotation, or a formal statement.

Chemists find enzymes attractive as potentially useful synthetic tools for many reasons: Enzymes catalyze reactions with high regio- and stereoselectivity. They cause tremendous rate accelerations under mild reaction conditions. They reduce the need for protecting groups and give enantiomerically pure products.

An emulsion is a thermodynamically unstable system: it has a tendency to separate into two phases.

Two types of asymmetric reactions were conducted: synthesis of styrene oxide and reduction of olefinic ketones.

The editor wishes to make the following point: No papers will receive preferential treatment on the basis of artwork.

- Do not capitalize lowercase chemical descriptors hyphenated to chemical names when they are at the beginning of a sentence.

*cis*-4-Chloro-3-buten-2-one was obtained in 74% yield.

*o*-Dichlorobenzene was the solvent.

- When the first word of a sentence is a roman chemical descriptor that is not part of a chemical name, capitalize it.

Cis and trans isomers are used in pharmaceuticals and agrochemicals.

Erythro diols were obtained in good yield.

Syn hydroxylation of cycloalkenes was attempted.

Trans hydroxyl groups are oxidized biochemically.

- Do not capitalize chemical names or nonproprietary drug names unless they are at the beginning of a sentence or are in a title or heading. In such cases, capitalize the first letter of the English word, not the locant, stereoisomer descriptor, or positional prefix. (See Chapter 12, “Names and Numbers for Chemical Compounds”.)

- Some reaction names are preceded by element symbols; they may be used as nouns or adjectives. When they are the first word of a sentence or appear in titles and headings, the first letter of the word is capitalized.

N-Oxidation of the starting compounds yielded compounds 3–10.

N-Benzoylated amines undergo hydroxylation when incubated with yeast.

Preparation of S-Methylated Derivatives

O-Substituted Structural and Functional Analogues

- When a sentence begins with a symbol that is not hyphenated to the following word, the word is not capitalized.

$\pi$ -Electron contributions are evident.

$\pi$  electrons make significant contributions in this system.

$\sigma$  values were calculated from eq 3.

- Always capitalize kingdom, phylum, class, order, family, and genus taxonomic names, as well as names of cultivars. Subclassifications follow the same presentation as the main category.

Animalia, Planta (kingdom)

Chordata (phylum)

Vertebrata (subphylum)

Mammalia, Reptilia (class)

Primates, Testudines (order)



Hominidae, Apiaceae (family)  
*Homo*, *Drosophila* (genus)  
*Lycopersicon esculentum* Mill. cv. Jennita (cultivar)

- Use lowercase for species, subspecies, and varieties, even in titles.

*Escherichia coli*  
*Achromobacter haemolyticus* subsp. *alcaligenes*  
*Zea mays* var. *rugosa* (variety)

Three New Dihydroisocoumarins from the Greek Endemic Species *Scorzonera cretica*

- Do not capitalize the abbreviation for species, singular or plural (sp. or spp., respectively), subspecies (subsp.), variety (var.), or cultivar (cv.).

*Salmonella* sp.  
*Polygonum* spp.  
*Petroselinum crispum* Mill. subsp. *tuberosum*  
*Zea mays* var. *rugosa*  
*Lycopersicon esculentum* Mill. cv. Jennita

- Do not capitalize genus names used as common nouns except at the beginning of a sentence or in a title or heading.

bacillus  
gorilla, a member of the genus *Gorilla*  
hippopotamus, a member of the genus *Hippopotamus*  
klebsiella  
pseudomonad, a member of the genus *Pseudomonas*  
streptococcus

- Do not capitalize the adjectival or plural form of a genus name unless it is at the beginning of a sentence or in a title or heading.

bacilli  
pneumococcal  
streptococcal

- In text, do not capitalize polymer names that contain the names of the polymerizing species in parentheses following the prefix “poly”. At the beginning of a sentence, capitalize only the “P” in “poly”.

Poly(vinyl chloride) is a less useful polymer than poly(ethylene glycol).

- Capitalize trademarks; use them as adjectives with the appropriate nouns.

Ficoll	Pyrex	Teflon
Novocain ( <i>but</i> novocaine)	Sephadex	Triton
Plexiglas ( <i>but</i> plexiglass)	Styrofoam	Tween

- Do not capitalize the word “model” with a number or code.

$\gamma$  counter (Beckman model 5500B)  
 mass spectrometer (PerkinElmer model 240C)  
 multichannel spectrometer (Otsuka model MCPD-1000)  
 spectrometer (Varian model XL-200)  
 Waters model 660 gradient controller

- Do not capitalize the common names of equipment.

dynamic mechanical analyzer	mass spectrometer
electron-diffraction chamber	mercury lamp
flame-ionization detector	spectrophotometer
gas chromatograph	temperature controller unit

- Use only an initial capital letter, not all capitals, for company names that are not acronyms, because company names are not trademarks and are not protected by law.

Valspar Corporation  
 Xerox Corporation

But

EMD Chemicals Inc.  
 IBM Corporation

- Capitalize the names of specific organizations or entities, including ACS local sections, committees, and governing bodies, but not the general terms for them.

ACS Board of Directors	the board
ACS Committee on Analytical Reagents	an ACS committee
ACS Division of Fuel Chemistry	the division
American Chemical Society	the society
Clean Water Act	the act
Environmental Protection Agency	the agency
the Milwaukee Section	a local section
University of Michigan	the university

- Capitalize the names of specific titles when they appear with a person’s name, but not the general terms for them.

the professor  
 the general  
 the mayor  
  
 Professor Perry Key  
 General James Shore  
 Mayor Ralph Estes  
 Walter Baldwin, Professor of Chemistry

## 148 ► The ACS Style Guide

The well-known professor Perry Key will give a tutorial.  
James Shore, a general in the U.S. Army, will teach a graduate course.  
Our speaker will be the retired general James Shore.  
Isaac Bickford is an assistant professor.  
Ralph Estes is the mayor of a small town in upstate New York.

### ► Capitalize the names of special events but not the general terms for them.

229th ACS National Meeting  
39th ACS Western Regional Meeting  
79th ACS Colloid and Surface Science Symposium  
the regional meeting  
the spring national meeting  
the symposium

### ► Capitalize sections of the country but not the corresponding adjectives.

the Midwest, *but* midwestern  
the Northeast, *but* northeastern

### ► Do not capitalize the names of the four seasons: summer, fall, autumn, winter, spring.

### ► Capitalize Earth, Sun, and Moon only when used in an astronomical sense.

Venus and Mars are the closest planets to Earth.  
The Earth rotates on its axis and revolves around the Sun.  
The Moon is the only body that orbits the Earth.

### But

Water bodies on the earth's surface contain a variety of chromophoric substances.  
Pollution occurs to some extent everywhere on earth.  
The sun is the primary source of radiation that can cause chemical transformations.  
The next full moon will be on Thursday.

## ***In Titles and Headings***

These guidelines apply to titles and headings at all levels; that is, they apply to subtitles and subheadings. They also apply to table, scheme, and chart titles.

### ► In titles and headings that are typeset in capital and lowercase letters, capitalize the main words, which are nouns, pronouns, verbs, adjectives, adverbs, and

subordinating conjunctions, regardless of the number of letters. Do not capitalize coordinating conjunctions (“and”, “but”, “or”, “nor”, “yet”, “so”), articles (“a”, “an”, “the”), or prepositions. Do capitalize the “to” in infinitives. Do capitalize the first and last words of a title or heading, regardless of part of speech, unless the word is mandated to be lowercase (e.g., pH, d Orbital).

Changes in the Electronic Properties of a Molecule When It Is Wired into a Circuit

Derivatives from a Chiral Borane–Amine Adduct

In Situ Nutrient Analyzer

In Vitro and in Vivo Antiestrogenic Effects of Polycyclic Musks in Zebrafish

Nickel-Catalyzed Addition of Grignard Reagents: Ring-Opening Reactions with Nucleophiles

Phosphonolipids with and without Purified Hydrophobic Lung Surfactant Proteins

Properties of Organometallic Fragments in the Gas Phase

Reactions of Catalyst Precursors with Hydrogen and Deuterium

Scope of the Investigations: The First Phase

The Computer as a Tool To Improve Chemistry Teaching

Vibrations in Situ

**EXCEPTION 1** In titles and headings, capitalize small words that are parts of phrasal verbs.

Break Down

Set Up

Build Up

Slow Down

Set Off

Wear Out

**EXCEPTION 2** In titles and headings, capitalize small words that are parts of phrasal adjectives.

End-On Bonding

In-Plane Atoms

Side-On Bonding

(*but* Out-of-Plane Vibrations [only the first preposition is capitalized])

► In titles and headings, capitalize “as” when it is used as a subordinating conjunction but not when it is used as a preposition.

Alumina as a Catalyst Support

Kinetics of Cyanocobalamin As Determined by Binding Capacity

► Do not capitalize the “r” in “X-ray” in titles and headings. Do capitalize the “r” in “ $\gamma$  ray” and the “p” in “ $\alpha$  particle” and “ $\beta$  particle” in titles and headings.

- Do not capitalize lowercase chemical descriptors in titles and headings, but do capitalize the first letter of the English word.

Reaction of *trans*-4-(Phenylsulfonyl)-3-buten-2-one

- When abbreviated units are acceptable in titles and headings, do not capitalize those that are ordinarily lowercase.

Analysis of Milligram Amounts

Determination of *N*-Nitrosodimethylamine at Concentrations <7 ng/L

- Always capitalize genus names, but never capitalize species names, in titles and headings.

Active-Site Nucleophile of *Bacillus circulans* Xylanase

Novel Metabolites of *Siphonaria pectinata*

- In titles and headings, capitalize all main words in a unit modifier.

Base-Catalyzed Cyclization

Cross-Linked Polymer

Deuterium-Labeling Experiment

High-Temperature System

Non-Hydrogen-Bonding Molecules

Thyrotropin-Releasing Hormone

- In titles and headings, capitalize each component of compound words if the component would be capitalized when standing alone.

Cross-Link

Half-Life

Quasi-Elastic

- Do not capitalize hyphenated suffixes.

Synthesis of Cubane-like Clusters

- In titles and headings, capitalize only the first letter (“P”) of polymer names that contain the names of the polymerizing species in parentheses following the prefix “poly”.

IR Spectroscopic Analysis of Poly(1*H*,1*H*-fluoroalkyl  $\alpha$ -fluoroacrylate)

Light-Scattering Studies of Poly(ethylene-*co*-butylene)

New Uses for Poly(ethylene terephthalate)

Polystyrene-*block*-poly(2-cinnamoyl ethyl methacrylate) Adsorption

Reactions of Poly(methyl methacrylate)

Synthesis and Characterization of Poly(isobutylene-*b*-methyl vinyl ether)

- Capitalize only the first letter in a chemical name containing complex substituents in parentheses or brackets.

2-[3-[2-[(2*S*)-2-Cyano-1-pyrrolidinyl]-2-oxoethylamino]-3-methyl-1-oxobutyl]-1,2,3,4-tetrahydroisoquinoline: A Potent, Selective, and Orally Bioavailable Dipeptide-Derived Inhibitor of Dipeptidyl Peptidase IV

Preparations of (Methyl isocyanide)iron Compounds

Structures of Tetrakis(methyl isocyanide)iron Complexes

- Capitalize parenthetical phrases in titles and headings as if they were not parenthetical.

Versatile Organic (Fullerene)–Inorganic (CdTe Nanoparticle) Nanoensembles

## Surnames

### Capitalization

Although a current trend is to lowercase the surnames of persons when these names are used as modifiers and have become very familiar, many are still capitalized. The following is a list (by no means complete) of names that should be capitalized.

Avogadro	Claisen	Markovnikov
Beckmann	Dewar benzene, flask	Mössbauer
Beilstein	Dreiding	Petri
Boltzmann	Erlenmeyer	Poiseuille
Bragg	Gram	Poisson
Brønsted	Kekulé	Priestley
Büchner	Kjeldahl	Scatchard
Bunsen	Mahalanobis	VandenHeuvel

#### EXCEPTIONS

de Broglie  
van der Waals  
van't Hoff

- Surnames that are used as units of measure are lowercase.

ampere	einstein	hertz	poise
angstrom	faraday	joule	siemens
coulomb	gauss	kelvin	sievert
curie	gilbert	langmuir	stokes
dalton	gray	newton	tesla
darcy	hartree	ohm	watt
debye	henry	pascal	weber

In the temperature–current curves, temperature is given in kelvins and current is shown in amperes.

NMR coupling constants are reported in hertz.

## Hyphenation

- Hyphenation of double surnames is discussed on p 139.
- Hyphenate prefixes and suffixes to proper names as nouns and adjectives, and retain the capital letter.

anti-Markovnikov

hetero-Diels–Alder

Kennedy-like

Michaelis–Menten-like

non-Coulombic

non-Gaussian

non-Newtonian

oxy-Cope

retro-Diels–Alder

## Foreign Surnames

Some foreign surnames follow a format different from the American system. The Chinese use their surnames first, followed by their given names. For example, Sun Yat-sen's surname is Sun. However, the problem of identifying surnames extends to many other cultures. This multiplicity of usage can create problems in bibliographic indexes and in reference citations. A reference citation in a bibliography should always list the surname first, followed by given name or initials. In a byline, the author names should be presented in standard American format (given names first and surnames last) to ensure consistency of citation practice. If a footnote would clarify the situation or eliminate any perceived confusion, use a footnote.

In most cultures, the surname is the family name, but it may not be the formal name, that is, the name or shortest string of names that are properly used following a title (Mr., Dr., Professor, etc.). Presented here are some cases in which different customs are used for the order of surnames, given names, and formal names. This list is by no means complete, but at least it will help you to be aware of these differences.

**ARABIC** Often many names; the position of the surname is highly variable. The formal name often consists of two or three names, including articles that can be joined. Examples: Ibn Saud, Abd al-Qadir.

**CHINESE** Two or three names; the surname is first. Examples: Chiang Kai-shek is Dr. Chiang; Chou En-lai is Dr. Chou.

**HEBREW** Two or three names; the surname is the last one or two and is the formal name. Examples: David Ben-Gurion is Dr. Ben-Gurion; Moshe Bar-Even is Dr. Bar-Even.

**HUNGARIAN** Two names; the surname is first, and it is the formal name. However, the second name is accepted as formal internationally.

**JAPANESE** Two names; the surname is the formal name. The surname is first in Japanese. However, when the names are translated into non-Asian languages, surnames appear last. Example: Taro Yamada is Dr. Yamada.

**KOREAN** Usually three names; the surname is first and is the formal name. In North Korean names, all three parts start with a capital letter. Examples: Kim Il Sung is Dr. Kim. In South Korean names, the two parts of the given name are hyphenated, and the second part is lowercase. Example: Kim Young-sum is Dr. Kim.

**SPANISH** Frequently three or more names; the last two are surnames, sometimes connected by “y”. The second surname is often dropped or abbreviated. The formal name begins with the first surname and includes the second surname only in very formal usage. Example: Juan Perez Avelar is Dr. Perez or Dr. Perez Avelar, but never Dr. Avelar. The two surnames may also be hyphenated. Example: José Gregorio Angulo-Vivas is Dr. Angulo or Dr. Angulo-Vivas, but never Dr. Vivas.

**THAI** Two names; the surname is last, but the formal name is first.

**VIETNAMESE** Two or three names; the first is the surname and formal name.

**INITIALS** Some foreign names are abbreviated with two-letter initials that reflect transliteration from a non-Latin alphabet: Ch., Kh., Ph., Sh., Th., Ts., Ya., Ye., Yu., and Zh.

Some foreign names are abbreviated with hyphenated initials: C.-C. Yu.

## Special Typefaces

Special typefaces help the reader quickly distinguish certain letters, words, or phrases from the rest of the text.

### *Italic Type*

Chapter 11 describes the use of italic type in mathematical material, and Chapters 12 and 13 give guidelines for the use of italic type in chemical names and conventions in chemistry.

- Use italic type sparingly to emphasize a word or phrase. Do not use italics for long passages.



- Use italic type for a word being defined or for a newly introduced term the first time it appears in text.

In an *outer-sphere transfer*, an electron moves from reductant to oxidant with no chemical alteration of the primary coordination spheres.

We call these materials *microcapsules*.

- Use italic type for the titles and abbreviations of periodicals, books, and newspapers. If “the” is the first word of the title, italicize and capitalize it.

An article on a promising cholesterol biosynthesis inhibitor appeared in *The Journal of Organic Chemistry* this month.

*Enough for One Lifetime* is the biography of Wallace Carothers.

I read three articles on that new chiral compound in the *Journal of the American Chemical Society*.

*The Washington Post* did a feature story on the president’s daughter.

- Do not use italic type for common Latin terms and abbreviations.

a priori	e.g.	in vitro
ab initio	et al.	in vivo
ad hoc	etc.	status quo
ca.	i.e.	vs
de novo	in situ	

- Use italic type for genus, species, subspecies, and variety names of all animals, plants, and microorganisms, but not when these names are used as singular or plural common nouns or when they are adjectival.

a bacterium of the genus *Salmonella*

*Bacillus coagulans* and *Bacillus dysenteriae* are two species of bacilli.

*Staphylococcus aureus* is the bacterium that causes staphylococcal infection.

*Streptococcus pneumoniae* (genus and species)

The red rhododendron, *Rhododendron arboreum*, needs bright sun.

*Achromobacter haemolyticus* subsp. *alcaligenes* (subspecies)

*Zea mays* var. *rugosa* (variety)

- Use italic type for genotypes (representations of genes) and roman type for phenotypes (representations of proteins).

The *vanA* gene that encodes one such inducible resistance protein is designated VanA.

*E. coli* DH5 $\alpha$   $\Delta$ (*lacZYA-argF*)U169 *deoR recA1 endA1 hsdR17*(r<sub>K</sub><sup>+</sup>, m<sub>K</sub><sup>+</sup>) *supE44*  $\lambda^-$  *thi-1 gyrA96 relA1 F' proAB<sup>+</sup> lacI<sup>q</sup>Z*  $\Delta$  M15 ssf::Tn5 [Km<sup>r</sup>]

- Names of restriction endonucleases should follow the typeface conventions of the names from which they were derived: use italic type for the three-letter portion derived from the genus and species name; use roman type for additional strain designators (letters and/or arabic numerals) and for the roman numeral identifiers.

<i>Bam</i> HI	<i>Hae</i> III	<i>Sma</i> I
<i>Eco</i> RI	<i>Hind</i> III	<i>Xho</i> I
<i>Hae</i> II	<i>Sau</i> 3AI	

EXCEPTION Use roman type for abbreviations of general enzyme types.

Exo III *for* exonuclease III

Pol  $\alpha$  *for* DNA polymerase  $\alpha$

Topo II *for* topoisomerase II

- Do not use italic type for “pH”; “p” is always lowercase, and “H” is always capitalized.
- Do not use italic type for M (molar) or N (normal). Do use italic type for *m* (molal).

### Greek Letters

- Use Greek letters, not the spelled-out words, for chemical and physical terms. Do not italicize Greek letters.

$\alpha$  helix (*not* alpha helix)

$\beta$  particle (*not* beta particle)

$\beta$  sheet (*not* beta sheet)

$\gamma$  radiation (*not* gamma radiation)

NF $\kappa$ B (nuclear factor  $\kappa$ B) (*not* NF kappa B)

EXCEPTIONS

delta opioid receptor

mu opioid receptor

### Computer-Related Usage

- Capitalize the first letter of the names of computer languages.

AP	Fortran	Perl
Basic	Java	Python
Cobol	Logo	Smalltalk
Eiffel	Pascal	

► Capitalize the first letter of the names of programs, and follow the manufacturer's or creator's usage within the name.

Acrobat	Microsoft Excel
Alchemy	Microsoft PowerPoint
ChemDraw	Microsoft Word
ChemIntosh	Molecular Presentation Graphics
ChemPlus	MULTAN78
EasyPlot	Oracle
EndNote	Photoshop
FileMaker Pro	ProCite
Freehand	SigmaPlot
HyperChem	SIMI4A
ISIS/Draw	Symphony
KaleidaGraph	TK Solver
LaTeX	Un-Plot-It
Mathematica	UniVersions
MathType	WordPerfect

► Use lowercase letters for the spelled-out forms of protocols, except as the first word of a sentence and in titles and headings.

network news-transfer protocol (NNTP)

Appendix 10-1 contains a list of some common computer and Internet terms.

### ***Uniform Resource Locators***

A typical uniform resource locator (URL), which is an address on the World Wide Web, takes the following forms:

<http://www.domain.zone>

<http://www.domain.zone/name1/~name2/>

<http://domain.zone/name1/~name2/name3.html>

The number of names varies. For example,

<http://www.chemistry.org>

<http://nobelprize.org/chemistry/index.html>

These examples are short, but URLs can be quite long, and in narrative text they often will need to be broken at the end of a line. If the URL does not fit on one line, it can be broken according to the following guidelines:

- Break after an ampersand, a slash, or a period, but keep two slashes together.
- Do not add a hyphen to the end of the line.
- Do not break after a hyphen to avoid confusion as to the hyphen's purpose.

## E-Mail Addresses

A typical e-mail address usually takes one of these forms:

personname@companyname.zone  
 initial\_surname@companyname.zone  
 surnameinitial@companyname.zone

All kinds of variations on the person's name and initials are possible, and besides the underscore, other types of punctuation are used. Long names are often truncated.

► Break e-mail addresses in text after the @ or a period. Do not insert a hyphen or any other character.

Chapter 14, “References”, presents the editorial style for electronic sources listed in reference lists and bibliographies.

## Trademarks

A trademark is an adjective that describes a material or product (e.g., Teflon resin, Kleenex tissue). The term “brand name” is a synonym for trademark. In ACS publications, do not use the trademark symbols <sup>TM</sup> and <sup>®</sup> or the service mark symbol <sup>SM</sup>. They are not necessary to ensure legal protection for the trademark.

► Capitalize trademarks; use them as adjectives with the appropriate nouns. Do not use them in titles.

Ficoll	Styrofoam
Novocain ( <i>but</i> novocaine)	Teflon
Plexiglas ( <i>but</i> plexiglass)	Triton
Pyrex	Tween
Sephadex	

► In general, however, use generic names rather than trade names.

cross-linked dextran polymer beads (*not* Sephadex)  
 diatomaceous earth (*not* Celite)  
 4,4'-isopropylidenediphenol (*not* Bisphenol A)  
 2-methoxyethanol (*not* Methyl Cellosolve)  
 mineral oil (*not* Nujol)  
 paclitaxel (*not* Taxol)  
 petroleum jelly (*not* Vaseline)  
 photocopy (*not* Xerox)  
 poly(ethylene glycol) (*not* Carbowax)  
 tensile testing machine (*not* Instron tester)

► Use trademarks as adjectives only, never as nouns or verbs. Because trademarks are adjectives, they do not have plural forms.

## Abbreviations and Acronyms

An abbreviation is a short form of a word; often the individual letters are pronounced. In an acronym, the letters always form a pronounceable word. ACS is an abbreviation; *CASSI* is an acronym.

A list of ACS-recommended abbreviations, acronyms, and symbols is given in Appendix 10-2. Check the list to find an abbreviation. If no abbreviation is listed for the term you are using, you may devise an abbreviation provided that (1) it is not identical to an abbreviation of a unit of measure, (2) it will not be confused with the symbol of an element or a group, (3) it does not hamper the reader's understanding, and (4) you do not use the same abbreviation for more than one spelled-out form.

► If a very long name or term is repeated many times throughout a paper, an abbreviation is warranted. Place the abbreviation in parentheses following the spelled-out form the first time it appears in the text. If it is used in the abstract, define it in the abstract and again in the text. After defining the abbreviation in the text, you may use it throughout the paper.

**EXCEPTIONS** The following list shows abbreviations that never need to be defined. Refer to Appendix 10-2 for all other abbreviations.

a.m.	before noon (Latin <i>ante meridiem</i> )
anal.	analysis
at. wt	atomic weight
bp	boiling point
ca.	about (Latin <i>circa</i> )
cf.	compare (Latin <i>confer</i> )
CP	chemically pure
DNA	deoxyribonucleic acid
e.g.	for example (Latin <i>exempli gratia</i> )
ed., eds.	edition, editions
Ed., Eds.	Editor, Editors
eq(s)	equation(s) [with number(s)]
equiv	equivalent(s) [with number(s)]
equiv wt	equivalent weight
et al.	and others (Latin <i>et alii</i> )
etc.	and so forth (Latin <i>et cetera</i> )
fp	freezing point
GLC	gas-liquid chromatography
i.d.	inside diameter
i.e.	that is (Latin <i>id est</i> )
in.	inch, inches
IR	infrared
<i>m</i>	molal
M	molar

mmp	mixture melting point
mp	melting point
$M_r$	relative molecular mass (molecular weight)
N	normal
NMR	nuclear magnetic resonance
no., nos.	number, numbers
o.d.	outside diameter
p, pp	page, pages
p.m.	after noon (Latin post meridiem)
P.O.	Post Office (with Box and number)
ref(s)	reference(s) [with number(s)]
RNA	ribonucleic acid
sp., spp.	species, singular and plural
sp gr	specific gravity
sp ht	specific heat
sp vol	specific volume
U.K.	United Kingdom
U.S.	United States
USP	United States Pharmacopeia
UV	ultraviolet
v/v	volume per volume
vol	volume
vs	versus
w/v	weight per volume
w/w	weight per weight
wt	weight

► Avoid abbreviations in the title of a paper.

► For some, but not all, abbreviations, case is important; that is, if they are capitalized, they must never be made lowercase; if they are lowercase, they must never be capitalized. This guideline applies to abbreviations that would lose their meanings or change meanings if their forms were changed, such as units of measure (e.g., mg cannot be changed to Mg, min cannot be changed to Min), mathematical symbols (e.g., pH cannot be changed to PH or ph), and chemical symbols (e.g., *o* for ortho cannot be changed to O).

However, if the meaning would not be affected, some abbreviations can be capitalized at the beginning of a sentence and in titles and headings, especially if they are so common that they are more like words than abbreviations. For example, you could use “e-mail” in text and “E-mail” at the beginning of a sentence.

► Symbols for the chemical elements are not treated as abbreviations. They need not be defined, and they are typeset in roman type. (See Table 13-1 on p 270 f.)

- Abbreviate units of measure and do not define them when they follow a number. Without a number, spell them out.

9 V/s or  $9 \text{ V} \cdot \text{s}^{-1}$  (*but* measured in volts per second)

For exceptions, see p 225.

- Abbreviations that are common to a specific field may be permitted without identification in books and journals in that field only, at the discretion of the editor.
- For genus and species names, spell out the full genus name in the title, in the abstract, and the first time it appears in text. Abbreviate it thereafter with the same species name, but spell it out again with each different species name. Form the abbreviation with the initial of the genus name. If the paper contains more than one genus name that starts with the same initial letter, devise abbreviations that distinguish them. Use italic type for all names and abbreviations.

FIRST TIME	SUBSEQUENTLY
<i>Bacillus stearothermophilus</i>	<i>B. stearothermophilus</i>
<i>Bacillus subtilis</i>	<i>B. subtilis</i>
<i>Escherichia coli</i>	<i>E. coli</i>
<i>Salmonella typhimurium</i>	<i>S. typhimurium</i>
<i>Staphylococcus aureus</i>	<i>Staph. aureus</i>

- Use “e.g.,” “i.e.,” “vs,” and “etc.” only in figure captions, in tables, and in parentheses in text. Elsewhere, spell out “for example,” “that is,” “versus,” and “and so forth”.
- Do not confuse abbreviations and mathematical symbols. An abbreviation is usually two or more letters; a mathematical symbol should generally be only one letter, possibly with a subscript or superscript. An abbreviation may be used in narrative text but seldom appears in equations; a mathematical symbol is preferred in equations and may also be used in text. For example, in text with no equations, PE may be used for potential energy, but in mathematical text and equations,  $E_p$  is preferred. Abbreviations are typeset in roman type; most mathematical symbols are typeset in italic type.

- In text, spell out all months with or without a specific day.

On August 3, 1996, we completed the second phase of the experiment.

The final results will be available in January 1997.

- Use the following abbreviations (with no periods) or spelled-out forms for months with a day or with a day and year in footnotes, tables, figure captions, bibliographies, and lists of literature cited.

Jan	May	Sept
Feb	June	Oct
March	July	Nov
April	Aug	Dec

- Use the abbreviations U.S. and U.K. as adjectives only; spell out United States and United Kingdom as the noun forms in text. Either United Kingdom or U.K. may be used in addresses.

U.K. educational system  
educational system in the United Kingdom

U.S. science policy  
chemical industry in the United States

- Form the plurals of multiletter, all-capital abbreviations and abbreviations ending in a capital letter by adding a lowercase “s” only, with no apostrophe.

HOMOs  
JPEGs  
PAHs  
PCBs  
PCs  
pHs

- To avoid ambiguity or poor appearance, add an apostrophe and a lowercase “s” to form the plurals of lowercase abbreviations, single-capital-letter abbreviations, abbreviations ending in a subscript or superscript, and abbreviations ending in an italic letter.

cmc’s  
O’s (or oxygens; Os is the symbol for osmium)  
p*K*’s  
p*K*<sub>a</sub>’s  
*T*<sub>g</sub>’s

- Use two-letter abbreviations for U.S. state and territory names and the District of Columbia and for Canadian province and territory names on all letters going through the U.S. Postal Service and most express delivery services. Use them after the name of a city in text, footnotes, and references.

#### U.S. STATES, TERRITORIES, AND THE DISTRICT OF COLUMBIA

Alabama	AL	Colorado	CO
Alaska	AK	Connecticut	CT
American Samoa	AS	Delaware	DE
Arizona	AZ	District of Columbia	DC
Arkansas	AR	Federated States of Micronesia	FM
California	CA	Florida	FL



Georgia	GA	New York	NY
Guam	GU	North Carolina	NC
Hawaii	HI	North Dakota	ND
Idaho	ID	Northern Mariana Islands	MP
Illinois	IL	Ohio	OH
Indiana	IN	Oklahoma	OK
Iowa	IA	Oregon	OR
Kansas	KS	Palau	PW
Kentucky	KY	Pennsylvania	PA
Louisiana	LA	Puerto Rico	PR
Maine	ME	Rhode Island	RI
Marshall Islands	MH	South Carolina	SC
Maryland	MD	South Dakota	SD
Massachusetts	MA	Tennessee	TN
Michigan	MI	Texas	TX
Minnesota	MN	Utah	UT
Mississippi	MS	Vermont	VT
Missouri	MO	Virgin Islands	VI
Montana	MT	Virginia	VA
Nebraska	NE	Washington	WA
Nevada	NV	West Virginia	WV
New Hampshire	NH	Wisconsin	WI
New Jersey	NJ	Wyoming	WY
New Mexico	NM		

## CANADIAN PROVINCES AND TERRITORIES

Alberta	AB	Nunavut	NU
British Columbia	BC	Ontario	ON
Manitoba	MB	Prince Edward Island	PE
New Brunswick	NB	Quebec	QC
Newfoundland and Labrador	NL	Saskatchewan	SK
Northwest Territories	NT	Yukon Territory	YT
Nova Scotia	NS		

► Spell out and capitalize “company” and “corporation” as part of company names when they appear in an author’s affiliation. Abbreviate them elsewhere in text. After the first mention, drop Co. and Corp. and use only the company name.



## APPENDIX 10-1

# Computer and Internet Terms

This appendix lists the spelling, capitalization, and abbreviations of some common computer and Internet terms. This list is not intended to be exclusive. Alternative choices, in many cases, are acceptable. Proscribed usages are specifically indicated.

An excellent source for definitions of these terms may be found at <http://www.google.com/>. In the search statement, use the syntax “define:xyz” where xyz is the term for which a definition is sought.

active matrix	bounce (e-mail)
ADSL (asymmetric digital subscriber line)	bps (bits per second)
AI (artificial intelligence)	broadband
anonymous FTP	browser
applet	bulletin board
application	byte
archive	
ASCII (American Standard Code for Information Interchange)	C (programming language)
ASP (application service provider)	C++ (programming language)
asynchronous	cable modem
AVI (audio video interleaved)	cache
	CAD (computer-assisted design)
	CAD/CAM (computer-assisted design and manufacturing)
back up (verb)	CCD (charge-coupled device)
backup (noun, adjective)	CD (compact disc)
bandwidth	CD key
Base 64	CD-R (compact disc read-only)
batch processing	CD-ROM (compact disc with read-only memory)
baud	CD-RW (compact disc read–write)
baud rate	CDMA (code division multiple access)
BBS (bulletin board system)	CGI (common gateway interface)
BinHex (binary hexadecimal)	CGM (computer graphics metafile)
BIOS (basic input/output system)	CIF (crystallographic information file)
bit	codec
bitmap	compact disc (CD)
Bitnet (Because It’s There NETwork)	compiler
bitstream	CPU (central processing unit)
blog, blogger	CRT (cathode ray tube)
bookmark	
boot	

- CSS (cascading style sheet)  
 cursor  
 CVC (color video controller)  
 cyberspace
- daemon  
 data domain  
 data log  
 data parse, data parsing  
 data processing  
 data set  
 database  
 DBMS (database management system)  
 debug (verb)  
 default  
 defragment  
 desktop  
 DHCP (dynamic host configuration protocol)  
 DHTML (dynamic hypertext markup language)  
 dialog box  
 digital signal  
 directory  
 disc (compact disc only)  
 disk (floppy or hard disk)  
 disk drive  
 disk space  
 diskette  
 DNS (domain name system or server)  
 domain name  
 DOI (digital object identifier)  
 DOS (disk operating system)  
 double-click (as verb)  
 download  
 dpi (dots per inch)  
 drag and drop  
 DSL (digital subscriber line)  
 DTD (document-type definition)  
 duplex  
 DVD (digital video disc)  
 DVD-R (digital video disc read-only)  
 DVD-RW (digital video disc read–write)
- e-book  
 e-journal
- e-mail (electronic mail)  
 e-money  
 e-publish  
 e-zine (electronic magazine)  
 EBCDIC (Extended Binary-Coded Decimal Interchange Code)  
 emoticons  
 encryption  
 end user (noun)  
 EPS (encapsulated PostScript)  
 Ethernet (*but* an ethernet)  
 extranet
- FAQ (frequently asked question)  
 FDDI (fiber distributed data interface)  
 fiber optics  
 file compression  
 file name  
 filter  
 finger  
 Firefox  
 firewall  
 FireWire  
 flash memory  
 floppy disk  
 flowchart  
 format, formatted, formatting  
 Fortran  
 FreeNet (*but* a freenet)  
 freeware  
 front end  
 FTP (file transfer protocol)
- gateway  
 GB (gigabyte, equal to 1024 megabytes; always a space between number and GB)  
 GDDM (graphical data display manager)  
 GDI (graphics device interface)  
 GIF (graphics interchange format)  
 4GL (fourth-generation language)  
 glyph  
 Google  
 GPIB (general purpose interface bus)  
 graphic (noun)  
 graphical interface

- graphics (adjective)  
 graphics conversion  
 graphics files  
 graphics terminal emulation  
 GUI (graphical user interface)
- hard disk  
 hard disk drive  
 hardware  
 hardwired  
 high-level-language compiler  
 home directory  
 home page (lowercase, but capitalized  
 when part of a specific name, e.g.,  
 ACS Home Page)  
 hot key  
 hotline  
 HTML (hypertext markup language)  
 HTTP (hypertext transfer protocol)  
 HTTPS (hypertext transfer protocol  
 secure)  
 hyperlink  
 hypermedia  
 hypertext
- IBM-compatible  
 icon  
 iconization  
 iconize  
 IM (instant messaging)  
 IMAP (Internet message access protocol)  
 information superhighway  
 input  
 integrated circuit  
 interdomain conversion  
 Internet  
 intranet  
 I/O (input/output)  
 IP (Internet protocol)  
 IP address  
 IRC (Internet relay chat)  
 ISDN (integrated services digital network)  
 ISP (Internet service provider)
- Java  
 Javascript
- JDK (Java Development Kit)  
 joystick  
 JPEG (Joint Photographic Experts Group)
- K (kilobyte, equal to 1024 bytes; always  
 closed up to number; as in 8K or 16K  
 disk drive; kB is preferred)  
 kB (kilobyte, equal to 1024 bytes; always a  
 space between number and kB)  
 KB (kilobyte; kB is preferred)  
 kbps (kilobits per second)  
 kBps (kilobytes per second)  
 keyboard  
 keypad  
 keystroke  
 kilobit  
 kilobyte
- LAN (local area network)  
 laptop  
 LaTeX (pronounced “lahtek”)  
 LCD (liquid-crystal display)  
 Lexis  
 LexisNexis  
 list-administration software  
 list-management software  
 list owner  
 list server  
 Listserv (software)  
 local area network (LAN)  
 log in, logging in (verb)  
 log off, logging off (verb)  
 log on, logging on (verb)  
 log out, logging out (verb)  
 login name  
 logon name
- Macintosh, Macintoshes  
 macro, macros  
 mainframe  
 math coprocessor  
 MB (megabyte, equal to 1024 kilobytes;  
 always a space between number and  
 MB)  
 megapixel  
 meta-list

- metadata  
 microchip  
 microcomputer, microcomputing  
 microprocessor  
 Microsoft Excel  
 Microsoft PowerPoint  
 Microsoft Windows  
 Microsoft Word  
 MIDI (musical instrument digital interface)  
 MIME (multipurpose Internet mail extension)  
 minicomputer  
 minifloppy disk  
 modem  
 monitor (noun)  
 motherboard  
 motif  
 mouse (plural: mouse devices)  
 Mozilla  
 MP3 (MPEG audio layer 3)  
 MPEG (Motion Picture Experts Group)  
 MS-DOS (Microsoft disk operating system, always hyphenated)  
 MTA (mail-transfer agent)  
 MUA (mail-user agent)  
 multitasking  
  
 NCP (network control program)  
 NCSA (National Center for Supercomputing Applications)  
 Net (when referring to the Internet; lowercase when referring to any network)  
 netiquette  
 netizen  
 Netscape  
 netware  
 network  
 newsgroup  
 NIC (Network Information Center)  
 NNTP (network news transfer protocol)  
 node, nodes  
 NREN (National Research and Education Network)  
  
 OCR (optical character recognition)  
 ODBC (open database connectivity)
- off-site (always hyphenated)  
 offline (one word in computer context)  
 on-site (always hyphenated)  
 online (one word in computer context)  
 open source  
 OS (operating system)  
 OSX (Macintosh Operating System X)  
 output  
  
 PageMaker  
 PAM (pulse amplitude modulation)  
 parallel port  
 parser  
 password  
 path  
 PC (personal computer)  
 PCMCIA (Personal Computer Memory Card International Association)  
 pdb (Protein Data Bank) format  
 PDF (portable document format)  
 Perl (programming language)  
 PHP (personal home page)  
 PIF (picture interchange format)  
 pixel  
 plaintext  
 plug and play  
 plug-in  
 PNG (portable network graphics)  
 POP (post office protocol)  
 popup  
 PostScript  
 PPP (point-to-point protocol)  
 primary domain  
 print queue  
 programmer, programming  
 PROM (programmable read-only memory)  
 protocol  
 proxy server  
 PSTN (public switched telephone network)  
 pull-down (adjective)  
  
 QuarkXPress  
 queue  
 QuickTime  
  
 RAM (random-access memory)  
 raster, rasterize

- RDBMS (relational database management system)  
 read/write permission  
 real time (noun)  
 real-time (unit modifier)  
 reboot  
 RFC (request for comments)  
 rich text  
 RJE (remote job entry)  
 ROM (read-only memory)  
 router  
 RPG (report program generator)  
 RSS (rich site summary)  
 RTF (rich text format)  
 run time (noun)  
 run-time (adjective)
- Safari  
 scale up (verb)  
 scanner  
 screen dump  
 script  
 SCSI (small computer system interface, pronounced “skuzzy”)  
 search engine  
 security certificate  
 serial communication  
 serial port  
 server  
 servlet  
 set up (verb)  
 setup (noun)  
 SGML (standard generalized markup language)  
 shared user  
 shareware  
 shortcut  
 shut down (verb)  
 shutdown (noun, adjective)  
 sign off (verb)  
 sign-off (noun, adjective)  
 simplex  
 SLIP (serial-line Internet protocol)  
 SMB (server message block)  
 SMDS (switched multimegabit data service)  
 smiley (the :) or ☺ symbol)
- SMTP (simple mail transfer protocol)  
 SNMP (simple network management protocol)  
 SOAP (simple object access protocol)  
 software  
 source code  
 spam  
 spelling checker  
 spreadsheet  
 spyware  
 SQL (structured query language)  
 SSL (secure sockets layer)  
 stand-alone (always hyphenated)  
 start up (verb)  
 startup (noun)  
 strikethrough  
 submenu  
 SVGA (super video graphics adapter)  
 systems programs
- T-1, T-3  
 TB (terabyte)  
 Tcl (programming language, pronounced “tickle”)  
 TCP (transmission control protocol)  
 TCP/IP (transmission control protocol/Internet protocol)  
 telecommute  
 Telnet  
 terminal emulation program  
 terminal server  
 TeX (pronounced “tek”)  
 TFT (thin-film transistor)  
 throughput  
 TIFF (tagged image file format)  
 time-sharing (always hyphenated)  
 TLD (top-level domain)  
 toolbar  
 toolbox  
 trackball  
 Trojan horse  
 TTL (transistor–transistor logic)  
 TTY (teletype)
- UDP (user datagram protocol)  
 UGA (ultra graphics accelerator)  
 Unicode

- Unify  
 Unix  
 upload  
 UPS (uninterruptible power source)  
 URC (uniform resource characteristic)  
 URI (uniform resource identifier)  
 URL (uniform resource locator)  
 URN (uniform resource name)  
 USB (universal serial bus)  
 Usenet  
 user id, user ids  
 utility program  
 uuencode (Unix-to-Unix encoding)
- vector, vectorize  
 VGA (video graphics adapter)  
 video adapter  
 Visual Basic  
 VoIP (voice over Internet protocol)  
 VPN (virtual private network)  
 VRML (virtual reality modeling language)
- W3C (World Wide Web Consortium)  
 WAIS (wide-area information service or server)  
 WAN (wide-area network)  
 the Web  
 Web browser
- Web page  
 Web server  
 Web site  
 Webmaster  
 Webzine  
 Wi-Fi (wireless fidelity)  
 window (general term, not specific program)  
 Windows (Microsoft program)  
 WinZIP  
 word-processing software  
 word processor  
 WordPerfect  
 wordwrap  
 workstation  
 World Wide Web (three words, no hyphens)  
 World Wide Web Consortium (W3C)  
 worm  
 WORM (write once, read many times)  
 WWW (World Wide Web)  
 WYSIWYG (what you see is what you get)
- Xbase  
 Xenix  
 XML (extensible markup language)
- ZIP archive



## APPENDIX 10-2

# Abbreviations, Acronyms, and Symbols

This list is not intended to be exclusive. Alternative choices, in many cases, are acceptable. Proscribed usages are specifically indicated. If no abbreviation is listed for the term you are using, you may devise an abbreviation provided that (1) it is not identical to an abbreviation of a unit of measure, (2) it will not be confused with the symbol of an element or a group, (3) it does not hamper the reader's understanding, and (4) you do not use the same abbreviation for more than one spelled-out form.

$\alpha$	fine structure constant optical rotation stereochemical descriptor
$[\alpha]_D^t$	specific rotation at temperature $t$ and wavelength of sodium D line
$[\alpha]_\lambda^t$	specific rotation at temperature $t$ and wavelength $\lambda$
a	antisymmetric are (unit of area, 100 m <sup>2</sup> ) atto (10 <sup>-18</sup> ) axial [ <i>use</i> 2(a)-methyl in names]
a	<i>a</i> axis absorptivity axial chirality [as in ( <i>aR</i> )-6,6'-dinitrodiphenic acid]
$a_0$	Bohr radius (0.52917 Å)
A	adenosine alanine ampere ring ( <i>italic</i> in steroid names)
Å	angstrom
A	absorbance [as in $A = \log(I/T)$ ] anticlockwise (chirality symbol) Helmholtz energy mass number
A.D.	anno Domini
a.m.	ante meridiem
AAS	atomic absorption spectroscopy
abs	absolute
ac	alternating current
<i>ac</i>	anticlinal



Ac	acetyl
	actinium
acac	acetylacetonato (ligand)
acam	acetamide (ligand)
AcCh	acetylcholine
AcChE	acetylcholinesterase
AcO	acetate
ACTH	adrenocorticotropin; adrenocorticotropic hormone
Ade	adenine
Ado	adenosine
ADP	adenosine 5'-diphosphate
AEM	analytical electron microscopy
AES	atomic emission spectroscopy
	Auger electron spectroscopy
af	audio frequency
AFM	atomic force microscopy
AFS	atomic fluorescence spectroscopy
AGU	anhydroglucose unit
<i>ala</i>	alanyl in genetics
Ala	alanyl, alanine
<i>alt</i>	alternating, as in poly(A- <i>alt</i> -B)
AM	amplitude modulation
AMP	adenosine 5'-monophosphate, adenosine 5'-phosphate
amu	atomic mass unit [amu, reference to oxygen, is deprecated; u (reference to mass of <sup>12</sup> C) should be used]
anal.	analysis (Anal. in combustion analysis presentations)
anhyd	anhydrous
ANN	artificial neural network
ANOVA	analysis of variance
Ans	ansyl
ansyl	8-anilino-1-naphthalenesulfonyl
antilog	antilogarithm
AO	atomic orbital
<i>ap</i>	antiperiplanar
AP	appearance potential
APIMS	atmospheric pressure ionization mass spectrometry
APS	appearance potential spectroscopy
aq	aqueous
<i>A<sub>r</sub></i>	relative atomic mass (atomic weight)
Ar	aryl
AR	analytical reagent (e.g., AR grade)
Ara	arabinose
<i>ara-A</i>	adenosine, with arabinose rather than ribose (arabinoadenosine, also <i>ara-A</i> , <i>araA</i> )
<i>ara-C</i>	cytidine, with arabinose rather than ribose (arabincytidine, also <i>ara-C</i> , <i>araC</i> )
arb unit	arbitrary unit (clinical)

Arg	arginyl, arginine
ARPES	angle-resolved photoelectron spectroscopy
ARPS	angle-resolved photoelectron spectroscopy
<i>as</i>	asymmetrical
AS	absorption spectroscopy
Asa	β-carboxyaspartic acid
ASIS	aromatic solvent-induced shift
Asn	asparaginy, asparagine
Asp	aspartyl, aspartic acid
Asx	“Asn or Asp”
<i>asym</i>	asymmetrical
at. wt	atomic weight
ATCC	American Type Culture Collection
atm	atmosphere
atom %	atom percent
ATP	adenosine 5′-triphosphate
ATPase	adenosinetriphosphatase
ATR	attenuated total reflection
au	atomic unit
AU	absorbance unit
	astronomical unit (length)
AUFS	absorbance units at full scale
av	average
β	stereochemical descriptor
b	barn (neutron capture area, 10 <sup>-24</sup> cm <sup>2</sup> )
	bohr (unit of length)
	broad or broadened (spectra)
<i>b</i>	<i>b</i> axis
	block, as in poly(A- <i>b</i> -B)
B	“aspartic acid or asparagine”
	bel
	buckingham (10 <sup>-26</sup> esu cm <sup>2</sup> )
	ring (italic in steroid names)
<i>B</i>	boat (conformation)
B.C.	before Christ
B.C.E.	before the common era
b.i.d.	twice a day
bar	unit of pressure; unit and abbreviation are the same
bbl	barrel
bcc	body-centered cubic (crystal structure)
bccub	body-centered cubic (crystal structure)
BCD	binary coded decimal
Bd	baud
BEHP	bis(2-ethylhexyl) phthalate
BET	Brunauer–Emmett–Teller (adsorption isotherm)
BeV	billion electronvolts

bGH	bovine growth hormone
Bi	biot
binap	2,2'-bis(diphenylphosphino)-1,1'-binaphthyl (ligand)
binol	1,1'-bi-2-naphthol (ligand)
biol	biological(ly)
bipy	2,2'-bipyridine, 2,2'-bipyridyl (bpy preferred) 4,4'-bipyridine, 4,4'-bipyridyl (bpy preferred)
bis-Tris	[bis(2-hydroxyethyl)amino]tris(hydroxymethyl)methane (also bistris, Bis-Tris, bis-tris)
bit	binary digit
BL	bioluminescence
BM	Bohr magneton ( <i>use</i> $\mu_B$ )
Bn	benzyl (also Bzl)
BN	bond number
BO	Born–Oppenheimer
BOD	biological oxygen demand
bp	base pair boiling point
bps	bits per second
Bps	bytes per second
bpy	2,2'-bipyridine, 2,2'-bipyridyl 4,4'-bipyridine, 4,4'-bipyridyl
BPY	bipyramidal (coordination compounds)
Bq	becquerel
br	broad or broadened (spectra)
BSA	bovine serum albumin
BSSE	basis set superposition error
Btu	British thermal unit
bu	bushel
Bu	butyl
BWR	Benedict–Webb–Rubin (equation)
Bz	benzoyl
Bzac	benzoylacetone
Bzl	benzyl (also Bn)
$\chi$	magnetic susceptibility
c	candle centered (crystal structure) centi ( $10^{-2}$ ) cyclo [as in <i>c</i> -C <sub>6</sub> H <sub>11</sub> , <i>c</i> -Hx (cyclohexyl)]
<i>c</i>	<i>c</i> axis concentration, for rotation, e.g., $[\alpha]_{489}^{20} + 25$ ( <i>c</i> 0.13, CHCl <sub>3</sub> ) <i>cyclo</i> [as in <i>c</i> -S <sub>6</sub> ( <i>cyclo</i> -hexasulfur)] specific cytochrome (i.e., cytochrome <i>c</i> )
C	Celsius ( <i>use</i> °C as unit abbreviation) coulomb cysteine

C	cytidine ring ( <i>italic</i> in steroid names)
C	chair (conformation) clockwise (chirality symbol)
C.E.	common era
c/m <sup>2</sup>	candles per square meter
<sup>13</sup> C NMR	carbon nuclear magnetic resonance
ca.	circa, about [used before an approximate date or figure (ca. 1960)]
CAD	computer-assisted design
cal	calorie
cal <sub>IT</sub>	International Table calorie
calcd	calculated
CAM	computer-assisted manufacturing
cAMP	adenosine cyclic 3',5'-phosphate adenosine 3',5'-cyclic phosphate
CAN	ceric ammonium nitrate
CARS	coherent anti-Stokes Raman spectroscopy
CAT	computed axial tomography computer-averaged transients
cB	conjugate base, counterbase (also CB)
Cbz	carbobenzyloxy, carbobenzyloxy, (benzyloxy)carbonyl, benzyl- oxycarbonyl (also Z)
cc	cubic centimeter ( <i>do not use; use</i> cm <sup>3</sup> or mL)
CCD	charge-coupled device
CCGC	capillary column gas chromatography
ccp	cubic close-packed (crystal structure)
cd	candela current density
CD	circular dichroism
CDH	ceramide dihexoside [Cer(Hex) <sub>2</sub> ]
cDNA	complementary DNA
CDP	cytidine 5'-diphosphate
CE	Cotton effect
CE–MS	capillary electrophoresis–mass spectrometry
cf.	compare
CFC	chlorofluorocarbon
cfm	cubic feet per minute
CFSE	crystal field stabilization energy (also cfse)
cfu	colony-forming units (bacterial inocula)
cgs	centimeter–gram–second (as in cgs system)
cgsu	centimeter–gram–second unit(s)
ChE	cholinesterase
CHF	coupled Hartree–Fock
Ci	curie
CI	chemical ionization configuration interaction
CIDEP	chemically induced dynamic electron polarization

CIDNP	chemically induced dynamic nuclear polarization
CIMS	chemical ionization mass spectrometry
CL	cathodoluminescence chemiluminescence
CM	carboxymethyl (as in CM-cellulose)
cmc	critical micelle concentration
CMH	ceramide monohexoside [Cer(Hex)]
CMO	canonical molecular orbital
CMP	cytidine 5'-monophosphate, cytidine 5'-phosphate
cmr	carbon magnetic resonance ( <i>do not use; use</i> <sup>13</sup> C NMR)
CMR	carbon magnetic resonance ( <i>do not use; use</i> <sup>13</sup> C NMR)
CN	coordination number
CNDO	complete neglect of differential overlap
CNS	central nervous system
<i>co</i>	copoly (as in A- <i>co</i> -B)
CoA	coenzyme A
cod	1,5-cyclooctadiene (ligand)
COD	chemical oxygen demand
coeff	coefficient
colog	cologarithm
compd	compound
con	conrotatory (may be italic)
concd	concentrated
concn	concentration
const	constant
cor	corrected
cos	cosine
cosh	hyperbolic cosine
COSY	correlation spectroscopy
cot	cotangent 1,3,5,7-cyclooctatetraene (ligand)
coth	hyperbolic cotangent
counts/s	counts per second
$C_p$	heat capacity at constant pressure
cp	candlepower
cP	centipoise
Cp	cyclopentadienyl
CP	chemically pure cross-polarization
CP/MAS	cross-polarization/magic-angle spinning (also CP-MAS, CP–MAS, CPMAS, CP MAS)
cpd	contact potential difference
CPE	controlled-potential electrolysis
CPK	Corey–Pauling–Koltun (molecular models) creatine phosphokinase
CPL	circular polarization of luminescence
cpm	counts per minute

cps	counts per second ( <i>use counts/s</i> )
	cycles per second ( <i>use Hz or s<sup>-1</sup></i> )
CRAMPS	combined rotation and multiple-pulse spectroscopy
CRIMS	chemical reaction interface mass spectrometry
crit	critical
cRNA	complementary RNA
CRT	cathode ray tube
CRU	constitutional repeating unit
cryst	crystalline
csc	cosecant
csch	hyperbolic cosecant
CT	charge transfer
CTEM	conventional transmission electron microscopy
CTH	ceramide trihexoside [Cer(Hex) <sub>3</sub> ]
CTP	cytidine 5'-triphosphate
CU-8	cubic, coordination number 8
cub	cubic (crystal structure)
C <sub>v</sub>	heat capacity at constant volume
CV	coefficient of variation
	cyclic voltammetry
CVD	chemical vapor deposition
CW	constant width
	continuous wave (as in CW ESR)
cwt	hundredweight
Cy	cyclohexyl
cyclam	1,4,8,11-tetraazacyclotetradecane
Cyd	cytidine
Cys	cysteinyl, cysteine
cyt	cytochrome
Cyt	cytosine
cytRNA	cytoplasmic RNA
CZE	capillary zone electrophoresis
δ	NMR chemical shift in parts per million downfield from a standard
∂	partial differential
d	day (spelled-out form is preferred)
	deci (10 <sup>-1</sup> )
	deoxy
	deuteron
	differential (mathematical)
	diffuse
	doublet (spectra)
d.	diameter, with i. and o. (inside and outside)
<i>d</i>	density
	dextrorotatory
	distance
	spacing (X-ray)

d	absolute configuration
D	aspartic acid debye deuterium ring ( <i>italic</i> in steroid names)
<i>D</i>	diffusion coefficient symmetry group [e.g., $D_3$ ; also used in names, such as (+)- $D_3$ -tris-homocubane]
2-D	two-dimensional (also 2D)
3-D	three-dimensional (also 3D)
da	deca or deka (10)
Da	dalton
daf	dry ash free
dAMP	2'-deoxyadenosine 5'-monophosphate or phosphate (the A can be replaced with C, G, U, etc.)
dansyl	5-(dimethylamino)-1-naphthalenesulfonyl
dB	decibel
dc	direct current
<i>DD</i> -8	dodecahedral, coordination number 8
DD NMR	dipolar decoupling NMR
DDT	1,1,1-trichloro-2,2-bis( <i>p</i> -chlorophenyl)ethane
de	diastereomeric excess
DEAE	(diethylamino)ethyl (as in DEAE-cellulose)
dec	decomposition
decomp	decompose
DEFT	driven equilibrium Fourier transform
deg	degree ( <i>use</i> °B, degrees Baumé; °C, °F, <i>but</i> K)
DEG	diethylene glycol
DEHP	bis(2-ethylhexyl) phthalate (BEHP is preferred)
DES	diethylstilbestrol
det	determinant
df	degrees of freedom
DF	degrees of freedom
DFT	density functional theory
diam	diameter
dil	dilute
dis	disrotatory (may be <i>italic</i> )
distd	distilled
DLVO	Derjaguin–Landau–Verwey–Overbeek
DMA	dynamic mechanical analyzer
DMBA	9,10-dimethylbenz[ <i>a</i> ]anthracene
DME	1,2-dimethoxyethane dropping mercury electrode
DMEM	Dulbecco's modified Eagle's medium
DMF	dimethylformamide
DMN	diaminomaleonitrile
dmr	deuterium magnetic resonance ( <i>do not use</i> ; <i>use</i> $^2\text{H}$ NMR)

DMR	deuterium magnetic resonance ( <i>do not use; use</i> $^2\text{H}$ NMR)
DMSO	dimethyl sulfoxide (also $\text{Me}_2\text{SO}$ )
DMTA	dynamic mechanical thermal analyzer
DNA	deoxyribonucleic acid
DNase	deoxyribonuclease
DNMR	dynamic nuclear magnetic resonance
DNP	deoxynucleoprotein
	dynamic nuclear polarization (NMR)
DNPH	(2,4-dinitrophenyl)hydrazine
Dns	dansyl
Dopa	3-(3,4-dihydroxyphenyl)alanine (also DOPA)
DP	degree of polymerization (also dp)
dpm	disintegrations per minute
DPPH	2,2-diphenyl-1-picrylhydrazyl
dps	disintegrations per second
$Dq$	crystal field splittings
DQF	double quantum filtered
DRIFT	diffuse reflectance Fourier transform
$Ds$	crystal field splittings
DSC	differential scanning calorimetry
dT	thymidine
$Dt$	crystal field splittings
DTA	differential thermal analysis
DTC	depolarization thermocurrent
	differential thermal calorimetry
dTDP	thymidine 5'-diphosphate
DTE	dithioerythritol
dThd	thymidine
dTMP	thymidine 5'-monophosphate, thymidine 5'-phosphate
DTT	dithiothreitol
dTTP	thymidine 5'-triphosphate
dyn	dyne
$\epsilon$	dielectric constant
	molar absorptivity
$\epsilon^*$	complex permittivity
$e$	base of natural logarithm
	electron
	equatorial [in names, e.g., 2(e)-methyl]
$e_{\text{aq}}^-$	hydrated electron
$e^-(\text{aq})$	hydrated electron
$e_s^-$	solvated electron
$e^-(\text{s})$	solvated electron
$e$	electronic charge
E	exa ( $10^{18}$ )
	glutamic acid



<i>E</i>	electromotive force energy entgegen (configuration) envelope (conformation) potential energy specific extinction coefficient ( $E_{280\text{nm}}^{1\%,1\text{cm}}$ ) Young's modulus
$E^\circ$	standard electrode potential standard electromotive force
$E_{1/2}$	half-wave potential
E1	first-order elimination
E2	second-order elimination
e.g.	for example
$E_a$ , $E_A$	Arrhenius or activation energy
$ea_0$	electronic charge in electrostatic units $\times$ Bohr radius or atomic units for dipole moment
EC	exclusion chromatography
ECD	electron-capture detector, detection
ECE	electrochemical, chemical, electrochemical (mechanisms)
ECG	electrocardiogram
ecl	electrochemical luminescence
ECL	electrochemical luminescence
ECP	effective core potential
ed.	edition, edited
Ed.	editor
ED	effective dose
ED <sub>50</sub>	dose that is effective in 50% of test subjects (also ED50)
edda	ethylenediaminediacetato (ligand)
eds.	editions
Eds.	editors
EDS	energy-dispersive system (or spectrometry)
edta	ethylenediaminetetraacetato (ligand)
EDTA	ethylenediaminetetraacetic acid, ethylenediaminetetraacetate
EDXS	energy-dispersive X-ray spectrometry
ee	enantiomeric excess
EEG	electroencephalogram
EELS	electron energy loss spectroscopy
EFG	electric field gradient
EGA	evolved gas analysis
EGD	evolved gas detection
EGR	exhaust gas recirculation
$E_h$	hartree (unit); Hartree energy
EH	extended Hückel
EI	electron impact electron ionization
EIA	enzyme immunoassay
$E_k$	kinetic energy

EKC	electrokinetic chromatography
EKG	electrocardiogram
EL	electroluminescence
ELISA	enzyme-linked immunosorbent (immunoabsorbent) assay
<i>e/m</i>	ratio of electron charge to mass
EM	electron microscopy
e-mail	electronic mail
EMC	equilibrium moisture content
emf	electromotive force
EMIS	electromagnetic isotope separation
emu	electromagnetic unit
en	ethylenediamine (ligand)
ENDOR	electron–nuclear double resonance
<i>ent</i>	reversal of stereocenters
$E_p$	potential energy
EPA	ether–isopentane–ethanol (solvent system)
<i>epi</i>	inversion of normal configuration ( <i>italic with a number, as in 15-epi-prostaglandin A</i> )
EPMA	electron probe microanalysis
EPR	electron paramagnetic resonance
EPXMA	electron probe X-ray microanalysis
eq	equation
equiv	equivalent
equiv wt	equivalent weight
erf	error function
erfc	error function complement
erfc <sup>-1</sup>	inverse error function complement
ESCA	electron spectroscopy for chemical analysis
esd	estimated standard deviation
ESE	electron spin echo
ESEEM	electron spin echo envelope modulation
ESI	electrospray ionization
ESIMS	electrospray ionization mass spectrometry
ESP	elimination of solvation procedure
ESR	electron spin resonance
esu	electrostatic unit
Et	ethyl
et al.	and others
etc.	and so forth
eu	entropy unit
EU	enzyme unit
eV	electronvolt
EXAFS	extended X-ray absorption fine structure
exch	exchangeable (spectra)
exp	exponential
expt	experiment
exptl	experimental

f	and page following (as in p 457 f) femto ( $10^{-15}$ ) fermi (unit of length, also fm) fine (spectral)
<i>f</i>	focal length frequency (in statistics) function [as in $f(x)$ ] furanose form
F	Fahrenheit ( <i>use</i> °F as unit abbreviation) farad formal ( <i>use</i> judiciously; M is preferred) phenylalanine
<i>F</i>	Faraday constant variance ratio (in statistics)
FAAS	flame atomic absorption spectroscopy
FABMS	fast atom bombardment mass spectrometry
<i>fac</i>	facial
FAD	flavin adenine dinucleotide
FAES	flame atomic emission spectroscopy
FAFS	flame atomic fluorescence spectroscopy
FAS	flame absorption spectroscopy
fcc	face-centered cubic (crystal structure)
FCC	fluid catalytic cracking
Fd	ferredoxin
FEM	field emission microscopy or spectroscopy
FES	field emission spectroscopy flame emission spectrometry
ff	and pages following (as in p 457 ff)
FFEM	freeze–fracture electron microscopy
FFF	field flow fractionation
FFS	flame fluorescence spectroscopy
FFT	fast Fourier transform
FHT	Fisher–Hirschfelder–Taylor (space-filling models)
FI	field ionization
FIA	flow-injection analysis fluorescence immunoassay
fid	free induction decay (in Fourier transform work)
FID	flame ionization detector, detection free induction decay (in Fourier transform work)
FIK	field ionization kinetics
FIR	far-infrared
FLC	ferroelectric liquid crystal
fm	femtometer fermi (unit of length, also f)
FM	frequency modulation
FMN	flavin mononucleotide
FMO	frontier molecular orbital

FOPPA	first-order polarization propagator approach
fp	freezing point
FPC	fixed partial charge
FPT	finite perturbation theory
Fr	franklin
<i>Fr</i>	Froude number
Fru	fructose
FSGO	floating spherical Gaussian orbital
FSH	follicle-stimulating hormone
ft	foot
FT	Fourier transform
ft-c	foot-candle
ft-lb	foot-pound
ft-lbf	foot-pound-force
FTICR	Fourier transform ion cyclotron resonance
FTIR	Fourier transform infrared (also FT/IR, FT-IR, and FT IR)
FTIRS	Fourier transform infrared spectroscopy
FTP	file transfer protocol
FTS	Fourier transform spectroscopy
Fuc	fucose
fw	formula weight
fwhh	full width at half-height
fwhm	full width at half-maximum
$\gamma$	microgram ( <i>use</i> $\mu\text{g}$ ) photon surface tension
$\Gamma$	surface concentration
g	gas [as in $\text{H}_2\text{O}(\text{g})$ ] gram
<i>g</i>	acceleration due to gravity (closed up to number preceding) splitting factor (ESR and NMR spectroscopy)
G	gauss generally labeled giga ( $10^9$ ) glycine guanosine
<i>G</i>	Gibbs energy gravitational constant
g-atom	gram-atom ( <i>use</i> mol)
<i>Ga</i>	Galileo number
gal	gallon
Gal	galactose galileo (unit of acceleration)
GalNAc	<i>N</i> -acetylgalactosamine
GC	gas chromatography
GDC	gas displacement chromatography

GDMS	glow discharge mass spectrometry
GDP	guanosine 5'-diphosphate
<i>gem</i>	geminal
GFAAS	graphite furnace atomic absorption spectroscopy
GFC	gas frontal chromatography
gfw	gram formula weight
GH	growth hormone (somatotropin)
GHz	gigahertz
Gi	gilbert
GIAO	gauge-invariant atomic orbital
Glc	glucose
GLC	gas-liquid chromatography
GlcNAc	<i>N</i> -acetylglucosamine
Gln	glutamyl, glutamine
GLPC	gas-liquid partition chromatography
Glu	glutamyl, glutamic acid
Glx	"Gln or Glu"
gly	glycine (ligand)
Gly	glycyl, glycine
GMP	guanosine 5'-monophosphate, guanosine 5'-phosphate
GPC	gel permeation chromatography
gr	grain (unit of weight)
GSC	gas-solid chromatography
GSH	reduced glutathione
GSL	glycosphingolipid
GSSG	oxidized glutathione
GTP	guanosine 5'-triphosphate
Gua	guanine
Guo	guanosine
Gy	gray (international unit of absorbed dose)
$\eta$	hapto viscosity
h	hecto ( $10^2$ ) helion hour
<i>h</i>	crystallographic index ( <i>hkl</i> ) Planck's constant
$\hbar$	Planck's constant divided by $2\pi$
H	henry histidine
<i>H</i>	enthalpy half-chair (conformation) Hamiltonian
$\mathcal{H}$	Hamiltonian
$^1\text{H NMR}$	proton nuclear magnetic resonance

$^2\text{H}$ NMR	deuterium nuclear magnetic resonance
$H_0$	magnetic field (ESR and NMR spectroscopy)
ha	hectare
Hb	hemoglobin
Hbg	biguanide
HCG	human chorionic gonadotropin
hcp	hexagonal close-packed (crystal structure)
HCP	hexachlorophene
HCS	hazard communication standard
HDPE	high-density polyethylene
Hedta	ethylenediaminetetraacetate(3−) (-ato as ligand in full name)
$\text{H}_2\text{edta}$	ethylenediaminetetraacetate(2−) (-ato as ligand in full name)
$\text{H}_3\text{edta}$	ethylenediaminetetraacetate(1−) (-ato as ligand in full name)
$\text{H}_4\text{edta}$	ethylenediaminetetraacetic acid
HEEDTA	<i>N</i> -(2-hydroxyethyl)ethylenediaminetriacetate
Hepes	<i>N</i> -(2-hydroxyethyl)piperazine- <i>N'</i> -ethanesulfonic acid (also HEPES, hepes)
Hepps	<i>N</i> -(2-hydroxyethyl)piperazine- <i>N'</i> -propanesulfonic acid (also HEPPS, hepps)
hex	hexagonal (crystal structure)
HF	Hartree–Fock
hfs	hyperfine splitting
hfsc	hyperfine splitting constant
hGH	human growth hormone
HIPS	high-impact polystyrene
His	histidyl, histidine
HIV	human immunodeficiency virus
<i>hkl</i>	crystallographic index
HMDS	hexamethyldisilane hexamethyldisiloxane
HMO	Hückel molecular orbital
HMPA	hexamethylphosphoramide
HMPT	hexamethylphosphoric triamide
hnRNA	heterogeneous nuclear RNA
<i>hν</i>	indicates light; <i>h</i> is Planck's constant, and <i>ν</i> is the photon frequency
HOHAHA	homonuclear Hartmann–Hahn
HOMO	highest occupied molecular orbital
$\text{H}_2\text{ox}$	oxalic acid
hp	horsepower
HPCE	high-performance capillary electrophoresis
HPLC	high-performance liquid chromatography high-pressure liquid chromatography
HREELS	high-resolution electron energy loss spectroscopy
HREM	high-resolution electron microscopy
HRMS	high-resolution mass spectrometry
HSP	heat shock protein

Hyl	hydroxylysyl, hydroxylysine
Hyp	hydroxypropyl, hydroxyproline hypoxanthine
Hz	hertz
<i>i</i>	$(-1)^{1/2}$
<i>i</i>	iso (as in <i>i</i> -Pr; <i>do not use i</i> -propyl)
I	inosine isoleucine
<i>I</i>	electric current (also <i>i</i> ) ionic strength moment of inertia spin quantum number (ESR and NMR spectroscopy)
i.d.	inside diameter
i.e.	that is
I/O	input–output
ibid.	in the same place (in the reference cited; <i>use is discouraged</i> )
ic	intracerebrally
IC	integrated circuit ion chromatography
ICP	inductively coupled plasma
ICR	ion cyclotron resonance
ics	internal chemical shift
ICSH	interstitial-cell-stimulating hormone
ICT	International Critical Tables
$i_d$	diffusion current
ID	infective dose
ID <sub>50</sub>	dose that is infective in 50% of test subjects (also ID50)
IDAS	isotope dilution $\alpha$ spectrometry
IDMS	isotope dilution mass spectrometry
IDP	inosine 5'-diphosphate
IE	ionization energy
IEC	ion-exchange chromatography
IEF	isoelectric focusing
IEP	isoelectric point
IETS	inelastic electron-tunneling spectroscopy
IFQ	interfacial fluorescence quenching
IKES	ion kinetic energy spectroscopy
Ile	isoleucyl, isoleucine
ILS	increased life span
im	intramuscularly
IMMA	ion microprobe mass analysis
IMP	inosine 5'-monophosphate, inosine 5'-phosphate
in.	inch
INDO	intermediate neglect of differential overlap
INDOR	internal nuclear double resonance internucleus (nucleus–nucleus) double resonance

INH	inhibitor
	isonicotinic acid hydrazide
Ino	inosine
INO	iterative natural orbital
insol	insoluble
ip	intraperitoneally
IP	ionization potential
ips	iron pipe size
IR	infrared
IRDO	intermediate retention of differential overlap
IRMA	immunoradiometric assay
IRMS	isotopic ratio mass spectrometry
IRP	internal reflection photolysis
IRRAS	infrared reflection–absorption spectroscopy
IRS	internal reflection spectroscopy
isc	intersystem crossing
ISCA	ionization spectroscopy for chemical analysis
ISE	ion-selective electrode
iso	inversion of normal chirality (not as in isopropyl, but in uses such as 8- <i>iso</i> -prostaglandin E <sub>1</sub> ; generally italic with a number)
ISS	ion-scattering spectroscopy
ITP	inosine 5'-triphosphate
	isotachophoresis
IU	international unit
iv	intravenous, intravenously
J	joule
<i>J</i>	coupling constant (NMR and ESR spectroscopy)
JT	Jahn–Teller
k	kilo (10 <sup>3</sup> )
<i>k</i>	Boltzmann constant (also <i>k<sub>B</sub></i> ) crystallographic index ( <i>hkl</i> ) rate constant
K	1000 (as in 60K protein) kayser ( <i>use</i> cm <sup>-1</sup> ) kelvin ( <i>do not use</i> °K) kilobyte (kB is preferred) lysine
<i>K</i>	equilibrium constant
Kα	spectral line
kat	katal (unit of enzyme catalytic activity)
Kβ	spectral line
<i>k<sub>B</sub></i>	Boltzmann constant
kb	kilobase kilobit



kB	kilobel kilobyte
kbar	kilobar
kbp	kilobase pair
kD	kilodebye
kDa	kilodalton
KE	kinetic energy
kg	kilogram
kgf	kilogram-force
kHz	kilohertz
$K_m$	Michaelis constant
$K_{oc}$	carbon-referenced sediment partition coefficient
	organic chemicals partition coefficient
$K_{ow}$	octanol–water partition coefficient
$K_{sp}$	solubility product constant
$K_w$	autoionization constant
$\lambda$	absolute activity microliter ( <i>use</i> $\mu\text{L}$ ) wavelength
$\lambda_{ex}$	excitation wavelength
$\lambda_{max}$	wavelength of maximum absorption
l	liquid [as in $\text{NH}_3(\text{l})$ ]
$l$	crystallographic index ( $hkl$ ) levorotatory
L	absolute configuration
L	leucine
	ligand
	liter
$L_I$	spectral line
$L_{II}$	spectral line
$L_{III}$	spectral line
Lac	lactose
LAMMA	laser microprobe mass spectrometry
lat	latitude
lb	pound
lbf	pound-force
LC	liquid chromatography
LCAO	linear combination of atomic orbitals
LCD	liquid-crystal display
LCICD	liquid-crystal-induced circular dichroism
LCVAO	linear combination of virtual atomic orbitals
LD	lethal dose
$LD_{50}$	dose that is lethal to 50% of test subjects (also $LD_{50}$ )
LDH	lactic dehydrogenase
LDMS	laser desorption mass spectrometry
LE	locally excited

LED	light-emitting diode
LEED	low-energy electron diffraction
LEEDS	low-energy electron diffraction spectroscopy
LEISS	low-energy ion-scattering spectroscopy
LEMF	local effective mole fraction
Leu	leucyl, leucine
LFER	linear free-energy relationship
LH	luteinizing hormone
LIF	laser-induced fluorescence
lim	limit
LIMS	laboratory information management system
LIS	lanthanide-induced shift
lit.	literature
LJ, L-J	Lennard-Jones
LLC	liquid–liquid chromatography
lm	lumen
LMCT	ligand-to-metal charge transfer
ln	natural logarithm
LNDO	local neglect of differential overlap
log	logarithm to the base 10
Log	principal logarithm
long.	longitude
Lp	Lorentz–polarization (effect)
<i>Lp</i>	Lorentz factor × polarization factor
LSC	liquid–solid chromatography
LSD	lysergic acid diethylamide
LSR	lanthanide shift reagent
LUMO	lowest unoccupied molecular orbital
lut	lutidine (ligand)
Lut	lutidine
lx	lux
LYP	Lee–Yang–Parr
Lys	lysyl, lysine
$\mu$	chemical potential dipole moment electrophoretic mobility micro ( $10^{-6}$ ) micron ( <i>do not use; use <math>\mu\text{m}</math> or micrometer</i> )
$\mu^\pm$	muon
$\mu_B$	Bohr magneton
$\mu_N$	nuclear magneton
$\mu_W$	Weiss magneton
m	medium (spectra) meter mile (in mpg and mph; otherwise mi) milli ( $10^{-3}$ )

m	multiplet (spectra)
<i>m</i>	isotopic mass
	magnetic quantum number (ESR and NMR spectroscopy)
	meta
	molal (mol kg <sup>-1</sup> )
M	mega (10 <sup>6</sup> )
	mesomeric
	metal ( <i>do not use Me</i> )
	methionine
	molar (mol dm <sup>-3</sup> , mol L <sup>-1</sup> )
<i>M</i>	minus (left-handed helix)
[ <i>M</i> ]	molecular rotation
<i>m/e</i>	mass-to-charge ratio ( <i>m/z</i> is preferred)
mAb	monoclonal antibody (also Mab, MAb)
Mal	maltose
MALDI	matrix-assisted laser desorption ionization
MALDI-TOFMS	matrix-assisted laser desorption ionization time-of-flight mass spectrometry (also MALDI-TOF MS)
Man	mannose
MAO	monoamine oxidase
MAS	magic-angle spinning
MASS	magic-angle sample spinning
max	maximum
Mb	myoglobin
MBE	molecular beam epitaxy
MCD	magnetic circular dichroism
mCi	millicurie
MCT	mercury cadmium telluride
MD	molecular dynamics
<i>m<sub>e</sub></i>	electron rest mass
Me	methyl ( <i>not metal</i> )
MED	mean effective dose
MEKC	micellar electrokinetic capillary chromatography
MEM	minimum Eagle's essential medium
mequiv	milliequivalent
mer	polymer notation (as in 16-mer)
<i>mer</i>	meridional
Mes	mesityl (2,4,6-trimethylphenyl), 2-morpholinoethanesulfonic acid, 2-morpholinoethanesulfonate (also MES)
Met	methionyl, methionine
MetHb	methemoglobin
MetMb	metmyoglobin
MeV	million electronvolts
mho	reciprocal ohm ( $\Omega^{-1}$ is preferred)
MHz	megahertz
mi	mile

min	minimum
	minute
MINDO	modified intermediate neglect of differential overlap
MIR	mid-infrared
MIRS	multiple internal reflection spectroscopy
ML	monolayer
MLCT	metal-to-ligand charge transfer
MLR	multiple linear regression
mmHg	millimeters of mercury (measure of pressure)
mmp	mixture melting point
mmu	millimass unit
$m_n$	neutron rest mass
$M_n$	number-average molecular weight
MO	molecular orbital
mol	mole
mol %	mole percent
molar equiv	molar equivalent
mol wt	molecular weight ( $M_r$ is preferred)
MOM	methoxymethyl
mon	monoclinic (crystal structure)
$m_p$	proton rest mass
mp	melting point
MP	Møller–Plesset
MP2	second-order Møller–Plesset perturbation theory
mpg	miles per gallon
mph	miles per hour
MPI	multiphoton ionization
MPV	Meerwein–Ponndorf–Verley
MQ ENDOR	multiple-quantum electron nuclear double resonance
$M_r$	relative molecular mass (molecular weight)
MR	molecular refraction
MRI	magnetic resonance imaging
mRNA	messenger RNA
Ms	mesyl (methylsulfonyl)
MS	mass spectrometry
	mass spectrum
	microwave spectroscopy
MSDS	manufacturer's safety data sheet
	material safety data sheet
MSG	monosodium glutamate
MSH	melanocyte-stimulating hormone, melanotropin
Mt	megaton
MTD	mean therapeutic dose
mtDNA	mitochondrial DNA
mtRNA	mitochondrial RNA
mu	mass unit

MVA	mevalonic acid
MVS	multiple-variable storage
$M_w$	weight-average molecular weight
MW	molecular weight ( $M_r$ is preferred)
MWD	molecular weight distribution
Mx	maxwell
$M_z$	z-average molecular weight
$m/z$	mass-to-charge ratio
$\nu$	frequency
$\tilde{\nu}$	wavenumber
$\nu_{1/2}$	full width at half-maximum height (NMR spectra)
$\nu_e$	neutrino
$\nu_{\max}$	frequency of maximum absorption
n	nano ( $10^{-9}$ )
	neutron
$n$	normal (as in <i>n</i> -butyl, <i>n</i> -Bu)
	refractive index ( $n_D^{20}$ , at 20 °C, Na D line)
	total number of individuals
N	asparagine
	newton
	normal (concentration)
	unspecified nucleoside
N.B.	nota bene (note well)
$N_A$	Avogadro's number
NAA	neutron activation analysis
[Na]ATPase	sodium ion activated ATPase (also Na-ATPase, NaATPase)
NAD	nicotinamide adenine dinucleotide
NADH	reduced nicotinamide adenine dinucleotide
NADP	nicotinamide adenine dinucleotide phosphate
NADPH	reduced nicotinamide adenine dinucleotide phosphate
[Na,K]ATPase	sodium and potassium ion activated ATPase (also Na,K-ATPase)
NBS	<i>N</i> -bromosuccinimide
NDA	New Drug Application
NDDO	neglect of diatomic differential overlap
nDNA	nuclear DNA
NEMO	nonempirical molecular orbital
neut equiv	neutralization equivalent
NHE	normal hydrogen electrode
NIR	near-infrared
Nle	norleucyl, norleucine
NLO	nonlinear optical (optics)
nm	nanometer
NM	nuclear magneton ( <i>use</i> $\mu_N$ )
NMN	nicotinamide mononucleotide
NMR	nuclear magnetic resonance ( <i>do not use nmr</i> )
no.	number

NO	natural orbital (as in CNDO/2-NO)
NOCOR	neglect of core orbitals
NOE	nuclear Overhauser effect
NOESY	nuclear Overhauser enhancement spectroscopy
NO <sub>x</sub>	nitrogen oxides
Np	neper
NPR	net protein retention
NQR	nuclear quadrupole resonance
nRNA	nuclear RNA
NRTL	nonrandom two-liquid
NSOM	near-field scanning optical microscopy
NTP	normal temperature and pressure
Nuc	unspecified nucleoside 5'-triphosphate
Nva	nucleoside (unspecified)
	norvalyl, norvaline
$\omega$	angular frequency
$\Omega$	ohm
<i>o</i>	ortho
O	orotidine
o.d.	outside diameter
o-rh	orthorhombic (crystal structure)
o/w	oil in water (emulsion)
O/W	oil in water (emulsion)
OAc	acetate
obsd	observed
OC-6	octahedral, coordination number 6
OCR	optical character recognition
OD	optical density
ODMR	optically detected magnetic resonance
ODU	optical density unit
Oe	oersted
OES	optical emission spectroscopy
OFDR	off-frequency decoupling resonance
OMVPE	organometallic vapor-phase epitaxy
Ord	orotidine
ORD	optical rotary dispersion
Orn	ornithyl, ornithine
Oro	orotic acid
ORTEP	Oak Ridge thermal ellipsoid plot
osm	osmolar (also osM, Osm)
OTTLE	optically transparent thin-layer electrode
ox	oxalato (ligand)
	oxidized or oxidation (in subscripts and superscripts)
oxidn	oxidation
oz	ounce

%	percent
‰	per thousand (parts per thousand)
$\pi$	pros (near) in NMR measurements (as in $N^\pi$ of histidine) type of orbital, electron
$\pi^\pm$	pion
$\pi^0$	pion
$\psi$	pseudouridine
$\psi_{rd}$	pseudouridine
p	negative logarithm (as in pH)
	page
	pico ( $10^{-12}$ )
	proton
<i>p</i>	angular momentum (ESR and NMR spectroscopy)
	para
	probability (in statistics)
	pyranose form
P	peta ( $10^{15}$ )
	poise
	proline
<i>P</i>	plus (right-handed helix)
	probability (in statistics)
p.m.	post meridiem
P450	specific cytochrome designation (i.e., cytochrome P450)
P-450	specific cytochrome designation (i.e., cytochrome P-450)
$P_{450}$	specific cytochrome designation (i.e., cytochrome $P_{450}$ )
$^{31}\text{P}$ NMR	phosphorus-31 nuclear magnetic resonance
Pa	pascal
PAC	perturbed angular correlation
PAD	perturbed angular distribution
PAGE	polyacrylamide gel electrophoresis
$p a_{\text{H}}$	negative logarithm of hydrogen ion activity
PAH	polycyclic aromatic hydrocarbon
PAN	polyacrylonitrile
PBS	phosphate-buffered saline
pc	parsec (unit of length)
PC	paper chromatography
	personal computer
	planar chromatography
PCB	polychlorobiphenyl, polychlorinated biphenyl
PCDD	polychlorinated dibenzo- <i>p</i> -dioxin
	polychlorodibenzo- <i>p</i> -dioxin
PCDF	polychlorodibenzofuran
PCILO	perturbed configuration interaction with localized orbitals
PCP	pentachlorophenol
PCR	polymerase chain reaction
PCTFE	poly(chlorotrifluoroethylene)

PDL	pumped dye laser
PDMS	plasma desorption mass spectrometry
PE	polyethylene potential energy
PEG	poly(ethylene glycol)
PEL	permissible exposure limit
PEO	poly(ethylene oxide)
PES	photoelectron spectroscopy
PET	positron emission tomography
PETP	poly(ethylene terephthalate)
PFU	plaque-forming unit
PG	prostaglandin
pH	negative logarithm of hydrogen ion concentration
Ph	phenyl (for C <sub>6</sub> H <sub>5</sub> only)
Phe	phenylalanyl, phenylalanine
phen	1,10-phenanthroline, <i>o</i> -phenanthroline
phr	parts per hundred parts of resin (or rubber)
P <sub>i</sub>	inorganic phosphate
PIB	polyisobutylene
PIXE	proton-induced X-ray emission
pK	negative logarithm of equilibrium constant
pK <sub>a</sub>	pK for association
PL	photoluminescence
PLOT	porous-layer open-tubular
PMMA	poly(methyl methacrylate)
PMO	perturbational molecular orbital
PMR	phosphorus magnetic resonance ( <i>do not use; use</i> <sup>31</sup> P NMR) polymerization of monomeric reactants proton magnetic resonance ( <i>do not use; use</i> <sup>1</sup> H NMR)
PNA	polynuclear aromatic hydrocarbon
PNDO	partial neglect of differential overlap
po	per os (orally)
POM	poly(oxymethylene), polyformaldehyde
POPOP	1,4-bis(5-phenyl-2-oxazolyl)benzene
PP	pages
PP	polypropene
ppb	parts per billion
ppbv	parts per billion by volume
PP <sub>i</sub>	inorganic pyrophosphate, phosphoric acid
ppm	parts per million
ppmv	parts per million by volume
PPO	2,5-diphenyloxazole
PPP	Pariser–Parr–Pople
PPS	photophoretic spectroscopy
ppt	parts per trillion precipitate



pptv	parts per trillion by volume
Pr	propyl
PRDDO	partial retention of diatomic differential overlap
prepn	preparation
PRFT	partially relaxed Fourier transform
Pro	prolyl, proline
<i>pro-R</i>	stereochemical descriptor (also <i>pro-R</i> )
<i>pro-S</i>	stereochemical descriptor (also <i>pro-S</i> )
PRT	platinum resistance thermometer
Ps	positronium
PS	polystyrene
psi	pounds per square inch
psia	pounds per square inch absolute
psig	pounds per square inch gauge
pt	pint
	point
PTC	phase-transfer catalysis
PTFE	poly(tetrafluoroethylene)
PTH	parathyroid hormone
	phenylthiohydantoin
PTV	programmed-temperature vaporizer
PU	polyurethane
PVA	poly(vinyl alcohol)
PVAC	poly(vinyl acetate)
PVAL	poly(vinyl alcohol)
PVC	poly(vinyl chloride)
PVDC	poly(vinylidene dichloride)
PVDF	poly(vinylidene difluoride)
PVE	poly(vinyl ether)
PVF	poly(vinyl fluoride)
PXRD	powder X-ray diffraction
py	pyridine (ligand)
Py	pyridine
<i>Py</i>	pyramidal (coordination compounds)
Py-GC-MS	pyrolysis-gas chromatography-mass spectrometry
pyr	pyrazine (ligand)
pyrr	pyrrolidine (ligand)
pz	pyrazole (ligand)
q	quartet (spectra)
<i>q</i>	heat, electric charge (also <i>Q</i> )
<i>Q</i>	glutamine
<i>Q</i>	heat, electric charge (also <i>q</i> )
QCPE	Quantum Chemistry Program Exchange
QELS	quasi-elastic light scattering
QSAR	quantitative structure-activity relationship
qt	quart

$\rho$	density
$r$	correlation coefficient
R	arginine Rankine (temperature scale, <i>use</i> °R as unit abbreviation) roentgen
R	gas constant rectus (configurational) regression coefficient resistance
<i>rac</i>	racemic
rad	radian unit of radiation
RBS	Rutherford backscattering spectrometry
rd	rad
RDE	rotating disk electrode
$r_e$	electron radius
<i>re</i>	stereochemical descriptor (as in the <i>re</i> face)
recryst	recrystallized
red	reduced or reduction (in subscripts and superscripts)
redn	reduction
redox	reduction–oxidation
ref	reference
rel	relative
<i>rel</i>	relative (stereochemical descriptor)
REL	recommended exposure limit
rem	roentgen equivalent man
REM	rapid eye movement
rep	roentgen equivalent physical
rf	radio frequency
$R_f$	retention factor (ratio of distance traveled by the center of a zone to the distance simultaneously traveled by the mobile phase)
RFC	request for comments
RH	relative humidity
Rha	rhamnose
RI	refractive index
RIA	radioimmunoassay
Rib	ribose
RIMS	resonance ionization mass spectrometry
RIS	resonance ionization spectrometry
rms	root mean square
RNA	ribonucleic acid
RNase	ribonuclease
ROA	Raman optical activity
RPLC	reversed-phase liquid chromatography
rpm	revolutions per minute
RQ	respiratory quotient
RRDE	rotating ring-disk electrode

RRKM	Rice–Ramsperger–Kassel–Marcus
rRNA	ribosomal RNA
RRS	resonance Raman spectroscopy
RRT	relative retention time
RS	Raman spectroscopy
RSD	relative standard deviation
	risk-specific dose
Ry	rydberg
$\sigma$	standard deviation
	surface charge density
	surface tension
	tensile strength
	type of orbital, electron
$\Sigma$	summation
s	second
	single bond [as in <i>s-cis</i> (italic in compound names)]
	singlet (spectra)
	solid [as in NaCl(s)]
	strong (spectra)
s	secondary (as in <i>s</i> -Bu; <i>but sec</i> -butyl)
	sedimentation coefficient
	standard deviation (analytical)
	symmetrical
$s_{20,w}^0$	sedimentation coefficient measured at 20 °C in water and extrapolated to 0 °C
$s^2$	sample variance
S	serine
	siemens
S	entropy
	sinister (configurational)
	skew (conformation)
S/N	signal-to-noise ratio
SAM	self-assembled monolayer
SANS	small-angle neutron scattering
SAPR-8	square antiprismatic, coordination number 8
sar	sarcosine ( <i>N</i> -methylglycine) (ligand)
Sar	sarcosyl, sarcosine ( <i>N</i> -methylglycine)
SAR	structure–activity relationship
SARISA	surface analysis by resonance ionization of sputtered atoms
SAXS	small-angle X-ray scattering (or spectroscopy)
sc	subcutaneously
sc	synclinal
sccm	standard cubic centimeters per minute
SCE	saturated calomel electrode
SCF	self-consistent field
SCF–HF	self-consistent field, Hartree–Fock

scfh	standard cubic feet per hour
SCOT	support-coated open-tubular
SD	standard deviation
SDS	sodium dodecyl sulfate
SE	standard error
S <sub>E</sub> 2	second-order electrophilic substitution
sec	secant
<i>sec</i>	secondary (as in <i>sec</i> -butyl; <i>but s</i> -Bu)
SEC	size exclusion chromatography
sech	hyperbolic secant
SECM	scanning electrochemical microscopy
SECS	simulation and evaluation of chemical synthesis
SEM	scanning electron microscopy
	standard error of the mean
Ser	seryl, serine
SERS	surface-enhanced Raman spectroscopy (or scattering)
SEW	surface electromagnetic wave
S <sub>ex</sub>	exciplex substitution
SFC	supercritical-fluid chromatography
sh	sharp (spectra)
	shoulder (spectra)
<i>Sh</i>	Sherwood number
SHC	shape and Hamiltonian constant
SHE	standard hydrogen electrode
<i>si</i>	stereochemical descriptor (as in the <i>si</i> face)
SI	International System of Units (Système International)
	secondary ion (as in SIMS)
SIM	selected-ion monitoring
SIMS	secondary-ion mass spectrometry
sin	sine
sinh	hyperbolic sine
SLR	spin–lattice relaxation
SMOSS	surface Mössbauer
SMSI	strong metal support interaction
<i>sn</i>	stereospecific numbering
SN	separation number
S <sub>N</sub> 1	first-order nucleophilic substitution
S <sub>N</sub> 2	second-order nucleophilic substitution
S <sub>N</sub> i	internal nucleophilic substitution
SNO	semiempirical natural orbital
sol	solid
soln	solution
sp	specific
sp.	species (singular)
<i>sp</i>	synperiplanar
SP-4	square planar, coordination number 4
sp gr	specific gravity

sp ht	specific heat
sp vol	specific volume
SPECT	single-photon-emission computed tomography
spp.	species (plural)
SPR	stroboscopic pulse radiolysis
SPY-5	square pyramidal, coordination number 5
sq	square
SQF	single quantum filtered
SQUID	superconducting quantum interference device
sr	steradian
S <sub>RN</sub> 1	first-order nucleophilic substitution triggered by electron transfer
SRS	stimulated Raman scattering
SSC	standard saline citrate (NaCl–citrate)
St	stokes
std	standard
STEM	scanning transmission electron microscopy
STM	scanning tunneling microscopy
STO	Slater-type orbital
STO-3G	Slater-type orbital, three Gaussian
STP	standard temperature and pressure
subsp.	subspecies
Suc	sucrose
Sv	sievert
	svedberg
SVL	single vibrational level
swg	standard wire gauge
<i>sym</i>	symmetrical
$\tau$	tele (far) in NMR measurements (as in N <sup><math>\tau</math></sup> of histidine)
$\theta$	angle
[ $\theta$ ]	ORD measurement, deg cm <sup>2</sup> /dmol
$\Theta$	temperature (e.g., in Curie–Weiss expressions)
t	metric ton
	triplet (spectra)
	triton
<i>t</i>	Student distribution (the Student <i>t</i> test in statistics)
	temperature (in degrees Celsius)
	tertiary (as in <i>t</i> -Bu; but <i>tert</i> -butyl)
	time
<i>t</i> <sub>1/2</sub>	half-life
T	ribosylthymine
	tautomeric
	tera (10 <sup>12</sup> )
	tesla
	threonine
	tritium

<i>T</i>	temperature (in kelvins) twist (conformation)
<i>T-4</i>	tetrahedral, coordination number 4
<i>T/C</i>	treated vs cured
tan	tangent
tan $\delta$	mechanical loss factor
tanh	hyperbolic tangent
TBP	tri- <i>n</i> -butyl phosphate
<i>TBPY-5</i>	trigonal bipyramidal, coordination number 5
TCA	tricarboxylic acid cycle (citric acid cycle, Krebs cycle) trichloroacetic acid
TCD	thermal conductivity detector
TCP/IP	transmission control protocol/Internet protocol
TDS	total dissolved solids
TEA	tetraethylammonium transversely excited atmospheric
TEAE	triethylaminoethyl (as in TEAE-cellulose)
TEM	transmission electron microscopy
temp	temperature
<i>tert</i>	tertiary (as in <i>tert</i> -butyl; but <i>t</i> -Bu)
tetr	tetragonal (crystal structure)
TFA	trifluoroacetyl
$T_g$	glass-transition temperature
TGA	thermogravimetric analysis
Tham	tris(hydroxymethyl)aminomethane (also Tris)
THC	tetrahydrocannabinol
Thd	ribosylthymine
theor	theoretical
THF	tetrahydrofuran
Thr	threonyl, threonine
Thy	thymine
TIMS	thermal ionization mass spectrometry
TIP	temperature-independent paramagnetism
TL	triboluminescence
TLC	thin-layer chromatography
TMA	thermomechanical analysis
TMS	tetramethylsilane trimethylsilyl
TMV	tobacco mosaic virus
TnL	tunnel luminescence
TOC	total organic carbon
TOD	total oxygen demand
TOFMS	time-of-flight mass spectrometry (also TOF MS)
tol	tolyl (also Tol)
TOM	transmitted optical microscopy
Torr	torr

tosyl	4-toluenesulfonyl (also Ts)
TPD	temperature-programmed desorption
TPDE	temperature-programmed decomposition
TPR	temperature-programmed reduction
<i>TPR-6</i>	trigonal prismatic, coordination number 6
TQMS	triple-quadrupole mass spectrometry
$t_R$	retention time
tr	trace
Tr	trace
tric	triclinic (crystal structure)
triflate	trifluoromethanesulfonate
trig	trigonal (crystal structure)
TRIR	time-resolved infrared
Tris	tris(hydroxymethyl)aminomethane (also Tham)
tRNA	transfer RNA
Trp	tryptophyl, tryptophan
Ts	tosyl (4-toluenesulfonyl)
TSC	thermal stimulated current
TSH	thyroid-stimulating hormone
tu	thiourea (ligand)
TVA	thermal volatilization analysis
Tyr	tyrosyl, tyrosine
u	unified atomic mass unit
U	uniformly labeled
	uridine
<i>U</i>	internal energy
UCST	upper critical solution temperature
UDP	uridine 5'-diphosphate
uhf	ultrahigh frequency
UHF	ultrahigh frequency
	unrestricted Hartree–Fock
UHV	ultrahigh vacuum
ULSI	ultra-large-scale integration
UMP	uridine 5'-monophosphate, uridine 5'-phosphate
uncor	uncorrected
uns	unsymmetrical
UPS	ultraviolet photoelectron spectroscopy
ur	urea (ligand)
Ura	uracil
Urd	uridine
USP	United States Pharmacopeial Convention
UTP	uridine 5'-triphosphate
UV	ultraviolet
UV PES	ultraviolet photoelectron spectroscopy
UV-vis	ultraviolet-visible

v	vendeko ( $10^{-30}$ )
<i>v</i>	scan rate
	velocity
V	valine
	vendeca ( $10^{30}$ )
	volt
v/v	volume per volume
Val	valyl, valine
VASS	variable-angle sample spinning
VB	valence bond
VCD	vibrational circular dichroism
VDT	video display terminal
VEELS	vibrational electron energy loss spectroscopy
VESCF	variable electronegativity self-consistent field
vhf	very high frequency
VHF	very high frequency
<i>vic</i>	vicinal
vis	visible
viz.	namely
VLE	vapor–liquid equilibrium
VLSI	very large scale integration
VOA	vibrational optical activity
VOC	volatile organic compound
vol	volume
vol %	volume percent
vp	vapor pressure
VPC	vapor-phase chromatography
VPO	vapor pressure osmometry
VRML	virtual reality modeling language
vs	versus (v in legal expressions)
	very strong (spectra)
VSIP	valence-state ionization potential
VUV	vacuum ultraviolet
VV <sub>k</sub>	Van Vleck
vw	very weak (spectra)
w	weak (spectra)
<i>w</i>	weighting factor
	work
W	tryptophan
	watt
W	work
w/v	weight per volume
w/w	weight per weight
WAN	wide-area network
WAXS	wide-angle X-ray scattering



Wb	weber
WCOT	wall-coated open-tubular
WDS	wavelength-dispersive spectroscopy
WHSV	weight-hourly space velocity
WLF	Williams–Landel–Ferry (molecular models)
wt	weight
wt %	weight percent
x	xenno ( $10^{-27}$ )
<i>x</i>	<i>x</i> axis
X	xanthosine ( <i>use</i> N for unknown nucleoside)
	xenna ( $10^{27}$ )
Xan	xanthine
XANES	X-ray absorption near-edge spectroscopy
	X-ray absorption near-edge structure
Xao	xanthosine
XEDS	X-ray energy-dispersive spectrometry
XES	X-ray emission spectroscopy
XMP	xanthosine 5'-monophosphate, xanthosine 5'-phosphate
XPS	X-ray photoelectron spectroscopy
XRD	X-ray diffraction
XRDF	X-ray radial distance function
XRF	X-ray fluorescence
Xyl	xylose
y	yocto ( $10^{-24}$ )
<i>y</i>	<i>y</i> axis
Y	tyrosine
	yotta ( $10^{24}$ )
z	zepto ( $10^{-21}$ )
z	charge number of an ion
	<i>z</i> axis
Z	benzyloxycarbonyl (also Cbz)
	“glutamic acid or glutamine”
	zetta ( $10^{21}$ )
Z	atomic number
	zusammen (configurational)
zfs	zero-field splitting
zfs <sub>c</sub>	zero-field-splitting constant

# Numbers, Mathematics, and Units of Measure

## Numbers

Both numerals and words can be used to express numbers. The usage and style conventions for numerals and words are different for technical and nontechnical material.

### *Numeral and Word Usage*

- ▶ Use numerals with units of time or measure, and use a space between the numeral and the unit, except %, \$, ° (angular degrees), ' (angular minutes), and " (angular seconds).

6 min	25 mL	125 V/s
0.30 g	50%	\$250
273 K	47°8'23"	180° ( <i>but</i> 180 °C)
90 °F	50 µg of compound/dL of water	

**EXCEPTION** Spell out numbers with units of measure used in a nontechnical sense.

If you take five minutes to read this article, you'll be surprised.

- ▶ With items other than units of time or measure, use words for cardinal numbers less than 10; use numerals for 10 and above. Spell out ordinals "first" through "ninth"; use numerals for 10th or greater.

three flasks

30 flasks

third flask	12th flask
seven trees	10 trees
eighth example	33rd example
first century	21st century
sixfold	20-fold

**EXCEPTION 1** Use all numerals in a series or range containing numbers 10 or greater, even in nontechnical text.

5, 8, and 12 experiments  
2nd and 20th samples  
5–15 repetitions

**EXCEPTION 2** Use all numerals for numbers modifying nouns in parallel construction in the same sentence if one of the numbers is 10 or greater.

Activity was reduced in 2 pairs, not significantly changed in 11 pairs, and increased in 6 pairs.

We present new results pertaining to 12 phenanthrolines and 3 porphyrins.

**EXCEPTION 3** For very large numbers used in a nontechnical sense, use a combination of numerals and words.

1 billion tons  
180 million people  
2 million pounds (*not* lb)  
4.5 billion years  
\$15 million (*not* 15 million dollars)

► When a sentence starts with a specific quantity, spell out the number as well as the unit of measure.

Twelve species were evaluated in this study.

Twenty slides of each blood sample were prepared.

Fifteen milliliters of supernate was added to the reaction vessel.

Twenty-five milliliters of acetone was added, and the mixture was centrifuged.

However, if possible, recast the sentence.

Acetone (25 mL) was added, and the mixture was centrifuged.

A 25 mL portion of acetone was added, and the mixture was centrifuged.

► Even when a sentence starts with a spelled-out quantity, use numerals when appropriate in the rest of the sentence.

Twenty-five milliliters of acetone and 5 mL of HCl were added.

Three micrograms of sample was dissolved in 20 mL of acid.

Fifty samples were collected, but only 22 were tested.

- Use numerals for expressions used in a mathematical sense.

The incidence of disease increased by a factor of 4.

The yield of product was decreased by 6 orders of magnitude.

The efficiency of the reaction was increased 2-fold.

After 2 half-lives, the daughter product could be measured.

The control group had 3 times the risk for colon cancer.

The values are determined with 5 degrees of freedom.

- When the suffix “fold” is used in a nonmathematical sense, spell out the accompanying number if it is less than 10.

The purpose of this discussion is twofold.

- When the word “times” is used in a nonmathematical sense, spell out the accompanying number if it is less than 10.

The beaker was rinsed four times.

- Use numerals in ratios.

a ratio of 1:10

a ratio of 1/10

a 1:1 (v/v) mixture

a 1/1 (v/v) mixture

- In dates, use numerals without ordinal endings.

January 3, Jan 3 (*not* January 3rd, Jan 3rd)

September 5, Sept 5 (*not* September 5th, Sept 5th)

- Use numerals for decades, and form their plurals by adding an “s”. Do not use apostrophes in any position.

the 1960s (*not* the 1960’s, *not* the ’60s)

values in the 90s (*not* the 90’s)

She is in her 20s. (*not* her 20’s)

- Use numerals with a.m. and p.m.

12:15 a.m.

4:00 p.m.

- Spell out and hyphenate fractions whose terms are both less than 10. If one of the terms is 10 or greater, use a piece fraction.

one-quarter of the experiments

$\frac{1}{20}$  of the subjects

two-thirds of the results

$\frac{1}{12}$  of the volume

► Use numerals to label figures, tables, schemes, structures, charts, equations, and references. Number sequentially; do not skip numbers or number out of sequence. Use arabic numerals for references, but for the other items, the use of arabic and roman numerals varies among ACS publications. Consult a recent issue or author instructions to determine what system is preferred.

► In journal articles and book chapters, instead of repeating chemical names over and over, use numerals in boldface (not italic) type to identify chemical species. Use these identifiers only in text, not in article or chapter titles, and number consecutively.

This paper describes the syntheses, structures, and stereodynamic behavior of the novel hexacoordinate silicon complexes **1–4**.

The cyclization of 1,3,5-hexatriene (**6**) to 1,3-cyclohexadiene (**7**) is predicted to proceed more rapidly in an electrostatic field.

Complexes **8–12**, in the presence of monoamine oxidase, produce active catalysts for propylene polymerization.

Primary amines **2–5**, **7**, and **9** gave the same Cotton effect signs, depending on the configuration.

Monomer **III** reacts with the initiator (**I**, Ar = 2,6-diisopropylphenyl) via a ring-opening metathesis polymerization mechanism.

► Numerals may be used to name members of a series.

Sample 1 contained a high level of contamination, but samples 2 and 3 were relatively pure.

Methods 1 and 2 were used for water-soluble compounds, and methods 3 and 4 were used for oil-soluble compounds.

► When numerals are used as names and not enumerators, form their plurals by adding an apostrophe and “s” to avoid confusion with mathematical expressions and to make it clear that the “s” is not part of the name.

The athlete received five 9's from the judges.

Boeing 747's are among the largest airplanes.

► Arabic numerals in parentheses may be used to enumerate a list of phrases or sentences in text. Always use an opening and a closing parenthesis, not one alone.

Some advantages of these materials are (1) their electrical properties after pyrolysis, (2) their ability to be modified chemically before pyrolysis, and (3) their abundance and low cost.

The major conclusions are the following: (1) We have further validated the utility of molecular mechanical methods in simulating the kinetics of these reactions.

(2) A comparison of the calculated structures with available X-ray structures revealed satisfactory agreement. (3) The combined use of different theoretical approaches permitted characterization of the properties of a new isomer.

- Arabic numerals followed by periods or enclosed in parentheses may be used to enumerate a displayed list of sentences or to number paragraphs. Here are two acceptable ways to format a list.

These results suggest the following:

1. Ketones are more acidic than esters.
2. Cyclic carboxylic acids are more acidic than their acyclic analogues.
3. Alkylation of the active methylene carbon reduces the acidity.

These results suggest the following:

- (1) Ketones are more acidic than esters.
- (2) Cyclic carboxylic acids are more acidic than their acyclic analogues.
- (3) Alkylation of the active methylene carbon reduces the acidity.

### Style for Numbers

- For very large numbers with units of measure, use scientific notation or choose an appropriate multiplying prefix for the unit to avoid numbers of more than four digits.

1.2 × 10<sup>6</sup> s  
 3.0 × 10<sup>4</sup> kg  
 5.8 × 10<sup>-5</sup> M or 58 μM  
 42.3 L (*not* 42,300 mL or 42 300 mL)

**EXCEPTION 1** In tables, use the same unit and multiplying prefix for all entries in a column, even if some entries therefore require four or more digits.

**EXCEPTION 2** Use the preferred unit of a discipline, even when the numbers require four or more digits:

g/L	for mass density of fluids
kg/m <sup>3</sup>	for mass density of solids
GPa	for modulus of elasticity
kPa	for fluid pressure
MPa	for stress

- In four-digit numbers, use no commas or spaces.

**EXCEPTION** Spaces or commas are inserted in four-digit numbers when alignment is needed in a column containing numbers of five or more digits.

- When a long number cannot be written in scientific notation, the digits must be grouped. For grouping of digits in long numbers (five digits or greater), check the publication in which the manuscript will appear. Two styles are possible.

STYLE 1 In some publications, for numbers with five or more digits, the digits are grouped with commas placed between groups of three counting to the left of the decimal point.

4837  
10,000  
930,582  
6,398,210  
85,798.62578

STYLE 2 In some publications (including ACS journals), for numbers with five or more digits, the digits are grouped with a thin space between groups of three, counting both to the left and to the right of the decimal point.

9319.4  
74 183.0629  
0.508 27  
501 736.293 810 4

#### EXCEPTIONS

- U.S. monetary values are always written with commas: \$5,000.
- U.S. patent numbers are always written with commas: U.S. Patent 6,555,655. The patent numbers of other countries should be presented as on the original patent document.
- Page numbers in reference citations are always printed solid: p 11597.

► Use the period as the decimal point, never a comma.

► Use numerals before and after a decimal point.

0.25 (*not* .25)  
78.0 *or* 78 (*not* 78.)

► Use a decimal and a zero following a numeral only when such usage truly represents the precision of the measurement: 27.0 °C and 27 °C are not interchangeable.

► Use decimals rather than fractions with units of time or measure, except when doing so would imply an unwarranted accuracy.

3.5 h (*not* 3½ h)  
5.25 g (*not* 5¼ g)

► Standard deviation, standard error, or degree of accuracy can be given in two ways:

- with only the deviation in the least significant digit(s) placed in parentheses following the main number and closed up to it or
- with all digits preceded by a  $\pm$  and following the main number. Spaces are left on each side of the  $\pm$ .

2.0089(1) means  $2.0089 \pm 0.0001$

1.4793(23) means  $1.4793 \pm 0.0023$

The shorter version is better in tables. Always specify which measure (e.g., standard deviation or standard error) of uncertainty is being used.

- When two numbered items are cited in narrative, use “and”.

Figures 1 and 2

refs 23 and 24

compounds I and II

- Use a comma between two reference callouts in parentheses or as superscripts.

Lewis (12, 13) found

Lewis<sup>12,13</sup> found

When the reference numbers are on the line, the comma is followed by a space; when the numbers are superscripts, the comma is not followed by a space.

- Use an en dash in ranges or series of three or more numbered items, whether on the line or in a superscript.

43–49

325–372

2005–2008

Tables 1–4

temperatures of 100–125 °C

refs 3–5

aliquots of 50–100 mL

eqs 6–9

samples 5–10

past results (27–31)

past results<sup>27–31</sup>

pp 165–172

**EXCEPTION 1** Do not use an en dash in expressions with the words “from ... to” or “between ... and”.

from 20 to 80 (*not* from 20–80)

between 50 and 100 mL (*not* between 50–100 mL)

**EXCEPTION 2** When either one or both numbers are negative or include a symbol that modifies the number, use the word “to” or “through”, not the en dash.

–20 to +120 K

–145 to –30 °C

≈50 to 60

10 to >600 mL

<5 to 15 mg

- For ranges in scientific notation, retain all parts of all numbers or avoid ambiguity by use of parentheses or other enclosing marks.

$9.2 \times 10^{-3}$  to  $12.6 \times 10^{-3}$  or  $(9.2\text{--}12.6) \times 10^{-3}$  (*not*  $9.2$  to  $12.6 \times 10^{-3}$ )



- For very large numbers in ranges, retain all parts of all numbers.

26 million to 35 million

- Do not use *e* or *E* to mean “multiplied by the power of 10”.

$3.7 \times 10^5$  (not 3.7e5, 3.7E+5)

## Mathematics

### Mathematical Concepts

**VARIABLE** A variable is a quantity that changes in value, substance, or amount, such as *V* for volume, *m* for mass, and *t* for time.

**CONSTANT** A constant is a quantity that has a fixed value, such as *h* for the Planck constant and *F* for the Faraday constant.

**FUNCTION** The function  $f(x) = y$  represents a rule that assigns a unique value of *y* to every *x*. The *argument* of the function is *x*.

**OPERATOR** An operator is a symbol, such as a function (d, derivative; ln, natural logarithm; and  $\mathcal{H}$ , the Hamiltonian operator) or an arithmetic sign (+, −, =, ÷, and ×), denoting an operation to be performed.

**PHYSICAL QUANTITY** A physical quantity is a product of a numerical value (a pure number) and a unit. Physical quantities may be scalars or vectors, variables or constants.

**SCALAR** A scalar is an ordinary number without direction, such as length, temperature, or mass. Any quantity that is not a vector quantity is a scalar quantity.

**VECTOR** A vector is a quantity with both magnitude and direction, such as force or velocity. For the vector  $\mathbf{V} = [a, b]$  (also denoted as  $\vec{V} = [a, b]$ ), *a* and *b* are the *components* of the vector.

**TENSOR** A tensor represents a generalized vector with more than two components.

**MATRIX** A matrix is represented by a rectangular array of *elements*; an *array* consists of rows and columns. The elements of matrix  $\mathbf{U}$  are  $u_{11}$ ,  $u_{12}$ , etc.

$$\mathbf{U} = \begin{bmatrix} u_{11} & \cdots & u_{1n} \\ \vdots & \ddots & \vdots \\ u_{n1} & \cdots & u_{nm} \end{bmatrix}$$

**DETERMINANT** The determinant of a matrix is a function that assigns a number to a matrix. For example, the determinant of the  $n \times n$  matrix  $\mathbf{B}$  is represented by

$$\det \mathbf{B} = \begin{vmatrix} b_{11} & \cdots & b_{1n} \\ \vdots & & \vdots \\ b_{n1} & \cdots & b_{nn} \end{vmatrix}$$

**INDEX** An index is a subscript or superscript character in an element of a matrix, vector, or tensor; indices usually represent numbers. For example,  $i$  and  $j$  are indices in  $b_{ij}$ .

Do not confuse abbreviations and mathematical symbols. An abbreviation is usually two or more letters; a mathematical symbol is generally only one letter, possibly with a subscript or superscript. An abbreviation is used in narrative text but seldom appears in equations; a mathematical symbol is preferred in equations and may also be used in text. For example, in text with no equations, PE for potential energy is acceptable, but in mathematical text and equations,  $E_p$  is preferred.

### **Usage and Style for Symbols**

► Define all symbols for mathematical constants, variables, and unknown quantities the first time you use them in the text. If you use them in the abstract, define them there and then again at their first appearance in text. Do not define standard mathematical constants such as  $\pi$ ,  $i$ , and  $e$ .

► Form the plurals of mathematical symbols by adding an apostrophe and “s” if you cannot use a word such as “values” or “levels”.

large  $r$  values *is better than* large  $r$ 's

► Do not use an equal sign as an abbreviation for the word “is” or the word “equals” in narrative text.

$PV = nRT$ , where  $P$  is pressure (*not* where  $P =$  pressure)

when the temperature is 50 °C (*not* when the temperature = 50 °C)

► Do not use a plus sign as an abbreviation for the word “and” in narrative text.

a mixture of A and B (*not* a mixture of A + B)

► Do not use an asterisk to indicate multiplication except in computer language expressions.

**Italic Type**

## ► Use italic type for

- variables:  $T$  for temperature,  $x$  for mole fraction,  $r$  for rate
- axes: the  $y$  axis
- planes: plane  $P$
- components of vectors and tensors:  $a_1 + b_1$
- elements of determinants and matrices:  $g_n$
- constants:  $k_B$ , the Boltzmann constant;  $g$ , the acceleration due to gravity
- functions that describe variables:  $f(x)$

## ► Even when you use mathematical constants, variables, and unknown quantities in adjective combinations, retain the italic type.

In this equation,  $V_i$  is the frequency of the  $i$ th mode.

In eq 4,  $n$  is the number of extractions and  $M$  is the mass remaining after the  $n$ th extraction.

## ► Use italic type for two-letter variables defining transport properties.

<i>Al</i>	Alfvén number	<i>Ma</i>	Mach number
<i>Bi</i>	Biot number	<i>Nu</i>	Nusselt number
<i>Co</i>	Cowling number	<i>Pe</i>	Péclet number
<i>Da</i>	Damkohler number	<i>Pr</i>	Prandtl number
<i>Eu</i>	Euler number	<i>Ra</i>	Rayleigh number
<i>Fo</i>	Fourier number	<i>Re</i>	Reynolds number
<i>Fr</i>	Froude number	<i>Sc</i>	Schmidt number
<i>Ga</i>	Galileo number	<i>Sh</i>	Sherwood number
<i>Gr</i>	Grashof number	<i>Sr</i>	Strouhal number
<i>Ha</i>	Hartmann number	<i>St</i>	Stanton number
<i>Kn</i>	Knudsen number	<i>We</i>	Weber number
<i>Le</i>	Lewis number	<i>Wi</i>	Weissenberg number

**Roman Type**

## ► Use roman type for

- numerals;
- punctuation and enclosing marks such as square brackets, parentheses, and braces;
- most operators;
- units of measure and time: mg, milligram; K, kelvin; Pa, pascal; mmHg, millimeters of mercury;
- nonmathematical quantities or symbols: R, radical in chemical nomenclature;  $S_1$ , molecular state; s, atomic orbital;

- multiple-letter abbreviations for variables: IP, ionization potential; cmc, critical micelle concentration;
- mathematical constants:
  - e, the base of the natural logarithm, 2.71828...
  - i, the imaginary number,  $(-1)^{1/2}$
  - $\pi$ , 3.14159...
- transposes of matrices:  $\mathbf{A}^T$  (T is the transpose of matrix A);
- points and lines: point A, line  $\overline{AB}$ ;
- determinants:  $\det \mathbf{A}$  is the determinant of matrix A; and
- trigonometric and other functions:

Ad	adjoint	lim	limit
Ai	Airy function	lim inf	limit inferior
arg	argument	lim sup	limit superior
Bd	bound	ln	natural logarithm (base e)
cl	closure	log	logarithm (base 10)
Coker	cokernel	Log	principal logarithm
cos	cosine	lub	least upper bound
cosh	hyperbolic cosine	max	maximum
cot	cotangent	min	minimum
coth	hyperbolic cotangent	mod	modulus
csc	cosecant	P	property
csch	hyperbolic cosecant	Re	real
det	determinant	sec	secant
dim	dimension	sech	hyperbolic secant
div	divergence	sign, sgn	sign
erf	error function	sin	sine
erfc	complement of error function	sinh	hyperbolic sine
exp	exponential	SL	special linear
GL	general linear	sp	spin
glb	greater lower bound	Sp	symplectic
grad	gradient	sup	superior
hom	homology	Sz(g)	Suzuki group
Im	imaginary	tan	tangent
inf	inferior	tanh	hyperbolic tangent
int	interior	tr	trace
ker	kernel	wr	wreath

### **Boldface Type**

- Use boldface type for
  - vectors;
  - tensors;
  - matrices; and
  - multidimensional physical quantities: **H**, magnetic field strength.

## Greek Letters

Greek letters (lightface or boldface) can be used for variables, constants, and vectors and anywhere a Latin letter can be used.

NAME	UPPERCASE	LOWERCASE
Alpha	A	$\alpha$
Beta	B	$\beta$
Gamma	$\Gamma$	$\gamma$
Delta	$\Delta$	$\delta, \delta$
Epsilon	E	$\epsilon, \epsilon$
Zeta	Z	$\zeta$
Eta	H	$\eta$
Theta	$\Theta$	$\theta, \theta$
Iota	I	$\iota$
Kappa	K	$\kappa$
Lambda	$\Lambda$	$\lambda$
Mu	M	$\mu$
Nu	N	$\nu$
Xi	$\Xi$	$\xi$
Omicron	O	$\omicron$
Pi	$\Pi$	$\pi$
Rho	P	$\rho$
Sigma	$\Sigma$	$\sigma$
Tau	T	$\tau$
Upsilon	Y	$\upsilon$
Phi	$\Phi$	$\phi, \phi$
Chi	X	$\chi$
Psi	$\Psi$	$\psi$
Omega	$\Omega$	$\omega$

## Script and Open-Faced Letters

► Script ( $\mathfrak{R}$ ) and open-faced ( $\mathbb{R}$ ; also known as blackboard boldface) letters are available but should not be used routinely. For open-faced letters, only uppercase is available.

## Spacing

► Leave a space before and after functions set in roman type, unless the argument is enclosed in parentheses, brackets, or braces.

$\log 2$	$\exp(-x)$
$-\log x$	$\cosh(\beta e_0 \phi)$
$4 \sin \theta$	$4 \tan(2\gamma)$
$\tan^2 \gamma$	$\operatorname{erfc}(\gamma)$

- Leave a space before and after mathematical operators that function as verbs or conjunctions; that is, they have numbers on both sides or a symbol for a variable on one side and a number on the other.

$$20 \pm 2\%$$

$$3.24 \pm 0.01$$

$$4 \times 5 \text{ cm}$$

$$8 \times 10^{-4}$$

$$k \geq 420 \text{ s}^{-1}$$

$$p < 0.01$$

$$T_{\text{g}} = 176 \text{ }^{\circ}\text{C}$$

$$n = 25$$

$$1 \text{ in.} = 2.54 \text{ cm}$$

**EXCEPTION 1** Leave no space around mathematical operators in subscripts and superscripts.

$$\Delta H^{n-1}$$

$$E_{\lambda > 353}$$

$$M^{(x+y)+}$$

**EXCEPTION 2** Leave no space around a slash ( $a/b$ ), a ratio colon (1:10), or a centered dot ( $\mathbf{P}_M \cdot \mathbf{V}$ ).

- Leave no space between simple variables being multiplied:  $xy$ . Do not use a centered dot ( $\cdot$ ) or the times sign ( $\times$ ) with single-letter scalar variables.
- In multiplication involving the two-letter symbols for transport properties, use a space, enclose them in parentheses, or use the times sign. When superscripts or subscripts are present, the symbols can be closed up.

$$Re \ Nu$$

$$(Re)(Nu)$$

$$Re \times Nu$$

$$Re_x Nu_y$$

- Use a space for simple multiplication of functions of the type  $f(x)$  (one-dimensional) or  $g(y, z)$  (multidimensional). Close up multipliers to such functions where applicable. You may also use additional enclosing marks instead of spaces.

$$W = 2f(x) \ g(y, z)$$

$$W = 2[f(x)][g(y, z)]$$

- When mathematical symbols are used as adjectives, that is, with one number that is not part of a mathematical operation, do not leave a space between the symbol and the number.

$$-12 \text{ }^{\circ}\text{C}$$

$$25 \text{ g } (\pm 1\%)$$

$$\text{at } 400\times \text{ magnification}$$

$$\text{The level can vary from } -15 \text{ to } +25 \text{ m.}$$

$$\text{a conversion of } >50\%$$

$$\text{a probability of } <0.01$$

**Enclosing Marks**

► Use enclosing marks (parentheses, brackets, and braces, also called fences) in accordance with the rules of mathematics. Enclose parentheses within square brackets, and square brackets within braces:  $\{[( )]\}$ .

► Use enclosing marks around arguments when necessary for clarity.

$$\sin(x + 1)$$

$$\sin[2\pi(x - \gamma)/n]$$

$$\log[-V(r)/kT]$$

► Do not use square brackets, parentheses, or braces around the symbol for a quantity to make it represent any other quantity.

INCORRECT

where  $V$  is volume and  $(V)$  is volume at equilibrium

CORRECT

where  $V$  is volume and  $V_e$  is volume at equilibrium

**Subscripts and Superscripts**

► Use italic type for subscripts and superscripts that are themselves symbols for physical quantities or numbers. Use roman type for subscripts and superscripts that are abbreviations and not symbols.

$C_p$  for heat capacity at constant pressure

$C_B$  for heat capacity of substance B

$C_g$  where g is gas

$E_i$  for energy of the  $i$ th level, where  $i$  is a number

$g_n$  where n is normal

$\mu_r$  where r is relative

$E_k$  where k is kinetic

$\xi_e$  where e is electric

► In most cases, staggered subscripts and superscripts are preferred. Exponents should follow subscripts.

$$x_1^2$$

$$T_{2m}^{-1}$$

$$E_{\text{ads}}^\circ$$

$$C_x^{1/2}$$

$$\Delta H_1^\ddagger$$

EXCEPTIONS

$$\lambda_+^\infty$$

$$\sigma_p^+$$

$$B_2^{\text{exptl}}$$

- Use a slash (/) in all subscript and superscript fractions, with no space on either side.

$$t_{1/2} \qquad x^{1/2} \qquad M^{2/3} \qquad f_{a/b}$$

- Leave no space around operators in subscripts and superscripts.

$$M^{(2-n)+} \qquad E_{T+\theta}$$

- Leave no space around other expressions in subscripts and superscripts, unless confusion or misreading would result.

$$Q_{n\text{-Bu}(750^\circ\text{C})} \qquad \beta_{\text{zero level}} \qquad E^{365\text{nm}}$$

- The terms  $e^a$  and  $\exp a$  have the same meaning and can be interchanged. When an exponent to the base  $e$  is very long or complicated, replace the  $e$  with  $\exp$  and place the exponent on line and in enclosing marks. Leave no space between  $\exp$  and the opening enclosing mark.

$$\exp(\int y \, dt) \quad (\text{not } e^{\int y dt})$$

$$\exp\{\frac{1}{2}kT[Y(a+b) - Z]\} \quad (\text{not } e^{\frac{1}{2}kT[Y(a+b)-Z]})$$

- In running text, do not use the radical sign ( $\sqrt{\quad}$ ) with long terms. Use enclosing marks around the term and a superscript 1/2, 1/3, 1/4 (etc.) for square, cube, fourth root (etc.), respectively.

$$(x - y^2)^{1/3}$$

$$[\sinh^2 u + (\cosh u - 1)^2]^{1/2}$$

## Abbreviations and Symbols

- Certain abbreviations are used only in the context of mathematical equations. Define all of these the first time they are used.

lhs	left-hand side (of an equation)
rhs	right-hand side (of an equation)
ODE	ordinary differential equation
rms	root mean square
rmsd	root-mean-square deviation
s.t.	subject to
wrt, WRT	with respect to

- Some standard usages and symbols for mathematical operations and constants need never be defined. They include the following:

$e$	natural base (approximately 2.7183)
$\exp x, e^x$	exponential of $x$
$i$	$\sqrt{-1}$
$\ln x$	natural logarithm of $x$



$\log x$	logarithm to the base 10 of $x$
$\log_a x$	logarithm to the base $a$ of $x$
$\approx$	approximately equal to
$\simeq$	asymptotically equal to
$\propto, \sim$	proportional to
$\rightarrow$	approaches (tends to)
$\equiv$	identically equal to
$\infty$	infinity
$\Sigma$	summation
$\Pi$	product
$\cup$	union
$\int$	integral
$\oint$	line integral around a closed path
$\nabla$	del (or nabla) operator, gradient
$\nabla^2$	Laplacian operator
$<$	less than
$\leq$	less than or equal to
$\ll$	much less than
$>$	greater than
$\geq$	greater than or equal to
$\gg$	much greater than
$\neq$	not equal to
$\parallel$	parallel to
$\perp$	perpendicular to
$ a $	absolute magnitude of $a$
$a^{1/2}, \sqrt{a}$	square root of $a$
$a^{1/n}, \sqrt[n]{a}$	$n$ th root of $a$
$\bar{a}, \langle a \rangle$	mean value of $a$
$\Delta x$	finite increment of $x$
$\partial x$	partial differential, infinitesimal increment of $x$
$dx$	total differential of $x$
$f(x)$	function of $x$
$\int y dx$	integral of $y$ with respect to $x$
$\int_a^b y dx$	integral of $y$ from $x = a$ to $x = b$
<b>A</b>	vector of magnitude $A$
<b>A·B</b>	scalar product of <b>A</b> and <b>B</b>
<b>A × B, AB</b>	vector product of <b>A</b> and <b>B</b>
$\overline{AB}$	length of line from <b>A</b> to <b>B</b>

## Equations

Mathematical equations can be presented within running text or displayed on lines by themselves. Follow the guidelines for style and usage just described under “Usage and Style for Symbols” (starting on p 211).

## ► Leave a space

- before and after mathematical signs used as operators ( $=$ ,  $\neq$ ,  $\equiv$ ,  $\sim$ ,  $\approx$ ,  $\cong$ ,  $>$ ,  $<$ ,  $+$ ,  $-$ ,  $\times$ ,  $\div$ ,  $\cup$ ,  $\supset$ ,  $\subset$ ,  $\in$ , etc., but not slash ( $/$ ), ratio colon, or centered dot), except when they appear in superscripts or subscripts
- before trigonometric and other functions set in roman type
- after trigonometric and other functions set in roman type when their arguments are not in enclosing marks
- before and after derivatives:  $\int \int f(x) dx$   $f(y) dy$  or  $f x \partial x$
- between built-up (display) fractions as components of products:

$$\frac{a}{b} \frac{c}{d}$$

or write on one line and clarify with enclosing marks and no space:  
( $a/b$ )( $c/d$ )

- between functions as components of products:  $W = 2f(x) g(y, z)$

## ► Leave no space

- between single-item variables being multiplied
- in any part of a superscript or subscript, unless confusion or misreading would result
- between any character and its own superscript, prime, or subscript
- on either side of a colon used for a ratio
- on either side of a centered dot
- on either side of a slash ( $/$ )
- after mathematical operators used as adjectives:  $-10$
- after functions when the argument is in parentheses:  $\tanh(\lambda/2)$
- between an opening parenthesis, bracket, or brace and the next character:  
( $2x$ ) $y$
- between a closing parenthesis, bracket, or brace and the previous character:  
 $2(xy)$
- between back-to-back parentheses, brackets, and braces, e.g.,  $]($
- between nested parentheses, brackets, and braces, e.g.,  $[ ($
- in any part of limits to summations, products, and integrals
- in any part of lower limits to min, max, lim, and inf

## ► Use or do not use spaces around ellipses, depending on the treatment of other items in the series.

no spaces:  $a_n a_{n+1} a_{n+2} \dots a_{n+36}$

spaces:  $a_n + a_{n+1} + a_{n+2} + \dots + a_{n+36}$

space before:  $a, b, \dots, x$

- Use enclosing marks in accordance with the rules of mathematics. If the slash (/) is used in division and if there is any doubt where the numerator ends or where the denominator starts, use enclosing marks for one or the other or both.

$$(x + y)/(3x - y)$$

$$(a/b)/c, \text{ or } a/(b/c)$$

but never  $a/b/c$

$$\frac{x + y}{2} = z$$

would be better as  $(x + y)/2 = z$

$$\frac{x + y}{z} + 2a$$

would be better as  $[(x + y)/z] + 2a$

- If an equation is very short and will not be referred to again, you may run it into the text.

A fluid is said to be Newtonian when it obeys Newton's law of viscosity, given by  $\tau = \eta\dot{\gamma}$ , where  $\tau$  is the shear stress,  $\eta$  is the fluid dynamic constant, and  $\dot{\gamma}$  is the shear rate.

- You may use mathematical expressions as part of a sentence when the subject, verb, and object are all part of the mathematical expression.

When  $V = 12$ , eq 15 is valid.

( $V$  is the subject,  $=$  is the verb, and 12 is the object.)

- When an equation is too long to fit on one line, break it *after* an operator that is not within an enclosing mark (parentheses, brackets, or braces) or break it between sets of enclosing marks. Do not break equations after integral, product, and summation signs; after trigonometric and other functions set in roman type; or before derivatives.

- Number displayed equations by using any consistent system of sequencing.

1, 2, 3, ...

1a, 1b, 2, ...

I, II, III, ...

A, B, C, ...

A-1, A-2, A-3, ...

B.1, B.2, B.3, ...

C1, C2, C3, ...

- Use equation identifiers in the proper sequence according to appearance in text. Do not skip numbers or letters in the sequence.

- Place identifiers in parentheses, flush right on the same line as the equation.

$$V = 64\pi kT\dot{\gamma}^2 \exp(-\kappa h) \quad (3)$$

- Do not use any closing punctuation on the line with displayed equations.
- When introducing a displayed equation, do not automatically use a colon; in most cases a colon is incorrect because the equation finishes a phrase or sentence.

An ideal gas law analogy is

$$\pi A = nRT$$

If the principal radii are  $R_1$  and  $R_2$ , then

$$\Delta = R_1 - R_2$$

The area per adsorbed molecule can be calculated from

$$a = N_A \Gamma_S$$

The attractive energy can be approximated by

$$V_A = Ar(12H)^{-1}$$

The simplest method is to use a mapping potential of the form

$$\varepsilon_m = (1 - \lambda_m)\varepsilon_A + \lambda_m\varepsilon_B$$

Marshall developed an equation for rapid coagulation:

$$n = 1 + S\pi D r t$$

- Following a displayed equation that is part of a sentence, punctuate the text as if it were a continuation of a sentence including the equation but do not punctuate at the end of the equation. Note the absence of a comma at the end of the equation in the example. Punctuation that would normally be present at the end of an equation in text is absent but implicit at the end of a displayed equation.

The capillary pressure  $P$  depends significantly on the wetting contact angle according to

$$P = 2\gamma \cos(\theta/r)$$

where  $\gamma$  is the surface tension,  $\theta$  is the wetting contact angle, and  $r$  is the radius of the capillary.

- To cite an equation in text, use the abbreviation “eq” if it is not the first word of the sentence. Spell out “equation” when it is the first word of a sentence or when it is not accompanied by a number. The plural of “eq” is “eqs”.

The number of independent points can be calculated from eq 3.

The number of independent points can be calculated from eqs 3 and 4.

Equation 1 is not accurate for distances greater than 10  $\mu\text{m}$ .

Equations 1 and 2 are not accurate for distances greater than 10  $\mu\text{m}$ .

► Some notations differ in text and in display:

<i>In display</i>	<i>In text</i>
$\sum_{i=1}^N$	$\Sigma_{i=1}^N$ or $\Sigma_{i=1}^N$
$\prod_{k=2}^n$	$\Pi_{k=2}^n$ or $\Pi_{k=2}^n$
$\lim_{i=1}$	$\lim_{i=1}$
$\max_{j=2}$	$\max_{j=2}$
$\min_{j=k,n}$	$\min_{j=k,n}$

### Ratio and Mixture Notation

► Use either a colon or a slash (/) to represent a ratio, but not an en dash. Use either a slash or an en dash between components of a mixture, but not a colon.

dissolved in 5:1 glycerin/water  
dissolved in 5:1 glycerin–water

the metal/ligand (1:1) reaction mixture  
the metal–ligand (1:1) reaction mixture  
the metal–ligand (1/1) reaction mixture

the methane/oxygen/argon (1/50/450) matrix  
the methane/oxygen/argon (1:50:450) matrix

### Set Notation

The following symbols are used in set notation. Leave a space before and after all operators, but not before and after braces.

$A = \{a, b\}$	set <i>A</i> ; <i>A</i> is italic; braces are used
$A \cup B$	union of sets <i>A</i> and <i>B</i>
$A \cap B$	intersection of sets <i>A</i> and <i>B</i>
$A \in B$	<i>A</i> is a member (element) of <i>B</i>
$A \notin B$	<i>A</i> is not a member (element) of <i>B</i>
$A \subset B$	<i>A</i> is contained in <i>B</i>
$A \not\subset B$	<i>A</i> is not contained in <i>B</i>
$A \supset B$	<i>A</i> contains <i>B</i>
$A \not\supset B$	<i>A</i> does not contain <i>B</i>
$\forall A$	for all (every) <i>A</i>
$\exists$	there exists
$\ni$	such that
$\therefore$	therefore

## Geometric Notation

► Leave no spaces around geometric notation. Use italic type for planes and axes and roman type for points and lines.

$X \perp Y$	$X$ is perpendicular to $Y$
$X \parallel Y$	$X$ is parallel to $Y$
$\sphericalangle AB$	the angle between $A$ and $B$
$\overline{AB}$	length of line from $A$ to $B$

## Statistics

Certain statistical symbols are standard.

CV	coefficient of variation
df, DF	degrees of freedom
$f$	frequency
$F$	variance ratio
$n, N$	total number of individuals or random variables
$p, P$	probability
$r$	correlation coefficient
$R$	regression coefficient
RSD	relative standard deviation
$\sigma, SD$	standard deviation
$\Sigma$	summation
$s^2$	sample variance
SE	standard error
SEM	standard error of the mean
$t$	Student distribution (the Student $t$ test)
$\bar{x}$	arithmetic mean

A common statistical measurement is the Student  $t$  test or Student's  $t$  test. Student was the pseudonym of W. Gossett, an eminent mathematician.

## Units of Measure

► Where possible, use metric and SI units (discussed in Appendix 11-1) in all technical documents. The following conventions apply to all units of measure:

- Abbreviate units of measure when they accompany numbers.
- Leave a space between a number and its unit of measure.
- Do not use a period after an abbreviated unit of measure (exception: in. for inch).

- Do not define units of measure.

500 mL	200 mV
3 min	$4.14 \times 10^{-9} \text{ m}^2/(\text{V s})$
4 Å	$2.6 \times 10^4 \text{ J}$
9 V/s	3 min interval
$9 \text{ V s}^{-1}$	2 $\mu\text{m}$ droplet
$9 \text{ V}\cdot\text{s}^{-1}$	500 mL flask

EXCEPTION Do not leave a space between a number and the percent, angular degree, angular minute, or angular second symbols.

50%  
90°  
75'  
18''

- Use °C with a space after a number, but no space between the degree symbol and the capital C: 15 °C.
- Do not add an “s” to make the plural of any abbreviated units of measure. The abbreviations are used as both singular and plural.

50 mg (*not* 50 mgs)  
3 mol (*not* 3 mols)

- Write abbreviated compound units with a centered dot or a space between the units to indicate multiplication and a slash (/) or negative exponent for division. Enclose compound units following a slash in parentheses. Usage should be consistent within a paper.

watt per meter-kelvin is	$\text{W}\cdot\text{m}^{-1}\cdot\text{K}^{-1}$ <i>or</i> $\text{W}/(\text{m}\cdot\text{K})$ <i>or</i> $\text{W m}^{-1} \text{K}^{-1}$ <i>or</i> $\text{W (m K)}^{-1}$ <i>or</i> $\text{W}/(\text{m K})$
cubic decimeter per mole-second is	$\text{dm}^3\cdot\text{mol}^{-1}\cdot\text{s}^{-1}$ <i>or</i> $\text{dm}^3/(\text{mol}\cdot\text{s})$ <i>or</i> $\text{dm}^3 \text{mol}^{-1} \text{s}^{-1}$ <i>or</i> $\text{dm}^3 (\text{mol s})^{-1}$ <i>or</i> $\text{dm}^3/(\text{mol s})$
joule per mole-kelvin is	$\text{J}\cdot\text{mol}^{-1}\cdot\text{K}^{-1}$ <i>or</i> $\text{J}/(\text{mol}\cdot\text{K})$ <i>or</i> $\text{J mol}^{-1} \text{K}^{-1}$ <i>or</i> $\text{J (mol K)}^{-1}$ <i>or</i> $\text{J}/(\text{mol K})$

- Spell out units of measure that do not follow a number. Do not capitalize them unless they are at the beginning of a sentence or in a title.

several milligrams (*not* several mg)  
 a few milliliters (*not* a few mL)  
 degrees Celsius  
 reciprocal seconds  
 milligrams per kilogram  
 volts per square meter

**EXCEPTION 1** Abbreviate units of measure in parentheses after the definitions of variables directly following an equation.

$$L = D/P_{\text{O}}$$

where  $L$  is the distance between particles (cm),  $D$  is the particle density ( $\text{g}/\text{cm}^3$ ), and  $P_{\text{O}}$  is the partial pressure of oxygen (kPa).

**EXCEPTION 2** Certain units of measure have no abbreviations: bar, darcy, einstein, erg, faraday, and langmuir. The symbol for the unit torr is Torr. The unit rad is abbreviated rd; the unit radian is abbreviated rad.

**EXCEPTION 3** In column headings of tables and in axis labels of figures, abbreviate units of measure, even without numbers.

- Add an “s” to form the plural of spelled-out units: milligrams, poises, kelvins, amperes, watts, newtons, and so on.

**EXCEPTIONS** bar, hertz, lux, stokes, siemens, and torr remain unchanged; darcy becomes darcies; henry becomes henries.

- Do not capitalize surnames that are used as units of measure.

ampere	franklin	newton
angstrom	gauss	ohm
coulomb	gilbert	pascal
curie	gray	poise
dalton	hartree	siemens
darcy	henry	sievert
debye	hertz	stokes
einstein	joule	tesla
erg	kelvin	watt
faraday	langmuir	weber

Celsius and Fahrenheit are always capitalized. They are not themselves units; they are the names of temperature scales.

- Do not use a slash (/) in spelled-out units of measure. Use the word “per”.

Results are reported in meters per second.

The fluid density is given in kilograms per cubic meter.



226 ► The ACS Style Guide

- Do not mix abbreviations and spelled-out units within units of measure.

newtons per meter (*not* N per meter)  
100 F/m (*not* 100 farad/m)

EXCEPTION in more complex situations

50 mL of water and 20 mg of NaOH per gram of compound

- Use a slash (/), not the word “per”, before the abbreviation for a unit in complex expressions.

50  $\mu\text{g}$  of peptide/mL  
25 mg of drug/kg of body weight

- When the first part of a unit of measure is a word that is not itself a unit of measure, use a slash (/) before the final abbreviated unit.

10 counts/s  
12 domains/cm<sup>3</sup>  
2  $\times$  10<sup>3</sup> ions/min  
125 conversions/mm<sup>2</sup>

- When the last part of a unit of measure is a word that is not itself a unit of measure, use either a slash (/) or the word “per” before the word that is not a unit.

0.8 keV/channel  
0.8 keV per channel  
7  $\mu\text{B}$ /boron  
7  $\mu\text{B}$  per boron

- Leave no space between the multiplying prefix and the unit, whether abbreviated or spelled out.

kilojoule *or* kJ  
milligram *or* mg  
microampere *or*  $\mu\text{A}$

- Use only one multiplicative prefix per unit.

nm (*not* m $\mu\text{m}$ )

- In ranges and series, retain only the final unit of measure.

10–12 mg  
5, 10, and 20 kV  
60–90°  
between 25 and 50 mL  
from 10 to 15 min

- Do not use the degree symbol with kelvin: 115 K.
- In titles and headings, do not capitalize abbreviated units of measure that are ordinarily lowercase.

Analysis of 2 mg Samples

A 50 kDa Protein To Modulate Guanine Nucleotide Binding



## APPENDIX 11-1

# The International System of Units (SI)

Before the 1960s, four systems of units were commonly used in the scientific literature: the English system (centuries old, using yard and pound), the metric system (dating from the 18th century, using meter and kilogram as standard units), the CGS system (based on the metric system, using centimeter, gram, and second as base units), and the MKSA or Giorgi system (using meter, kilogram, second, and ampere as base units).

The International System of Units (SI, *Système International d'Unités*) is the most recent effort to develop a coherent system of units. It is coherent because there is only one unit for each base physical quantity, and units for all other quantities are derived from these base units by simple equations. It has been adopted as a universal system to simplify communication of numerical data and to restrict proliferation of systems. SI units are used by the National Institute of Standards and Technology (NIST). More information on SI can be found at <http://www.physics.nist.gov/cuu/index.html>.

The SI is constructed from seven base units for independent quantities (ampere, candela, kelvin, kilogram, meter, mole, and second) plus two supplementary units for plane and solid angles (radian and steradian). Most physicochemical measurements can be expressed in terms of these units.

Certain units not part of the SI are so widely used that it is impractical to abandon them (e.g., liter, minute, and hour) or are so well established that the International Committee on Weights and Measures has authorized their continued use (e.g., bar, curie, and angstrom). In addition, quantities that are expressed in terms of the fundamental constants of nature, such as elementary charge, proton mass, Bohr magneton, speed of light, and Planck constant, are also acceptable. However, broad terms such as "atomic units" are not acceptable, although atomic mass unit, *u*, is acceptable and relevant to chemistry.

Follow all usage conventions given for units of measure. Use the abbreviations for SI units with capital and lowercase letters exactly as they appear in Tables 11A-1 to 11A-6.

**Table 11A-1. SI Units**

<i>Name</i>	<i>Symbol</i>	<i>Physical Quantity</i>
<b>Base units</b>		
ampere	A	electric current
candela	cd	luminous intensity
kelvin	K	thermodynamic temperature
kilogram	kg	mass
meter	m	length
mole	mol	amount of substance
second	s	time
<b>Supplementary units</b>		
radian	rad	plane angle
steradian	sr	solid angle

**Table 11A-2. Multiplying Prefixes**

<i>Factor</i>	<i>Prefix</i>	<i>Symbol</i>	<i>Factor</i>	<i>Prefix</i>	<i>Symbol</i>
10 <sup>-24</sup>	yocto	y	10 <sup>1</sup>	deka	da
10 <sup>-21</sup>	zepto	z	10 <sup>2</sup>	hecto	h
10 <sup>-18</sup>	atto	a	10 <sup>3</sup>	kilo	k
10 <sup>-15</sup>	femto	f	10 <sup>6</sup>	mega	M
10 <sup>-12</sup>	pico	p	10 <sup>9</sup>	giga	G
10 <sup>-9</sup>	nano	n	10 <sup>12</sup>	tera	T
10 <sup>-6</sup>	micro	μ	10 <sup>15</sup>	peta	P
10 <sup>-3</sup>	milli	m	10 <sup>18</sup>	exa	E
10 <sup>-2</sup>	centi	c	10 <sup>21</sup>	zetta	Z
10 <sup>-1</sup>	deci	d	10 <sup>24</sup>	yotta	Y

Note: Any of these prefixes may be combined with any of the symbols permitted within the SI. Thus, kPa and GPa will both be common combinations in measurements of pressure, as will mL and cm for measurements of volume and length, respectively. As a general rule, however, the prefix chosen should be 10 raised to that multiple of 3 that will bring the numerical value of the quantity to a positive value less than 1000.

**Table 11A-3. SI-Derived Units**

<i>Name</i>	<i>Symbol</i>	<i>Quantity</i>	<i>In Terms of Other Units</i>	<i>In Terms of SI Base Units</i>
becquerel	Bq	activity (of a radionuclide)	—	s <sup>-1</sup>
coulomb	C	quantity of electricity, electric charge	—	s·A
farad	F	capacitance	C/V	m <sup>-2</sup> ·kg <sup>-1</sup> ·s <sup>4</sup> ·A <sup>2</sup>
gray	Gy	absorbed dose, kerma, specific energy imparted	J/kg	m <sup>2</sup> ·s <sup>-2</sup>
henry	H	inductance	Wb/A	m <sup>2</sup> ·kg·s <sup>-2</sup> ·A <sup>-2</sup>
hertz	Hz	frequency	—	s <sup>-1</sup>
joule	J	energy, work, quantity of heat	N·m	m <sup>2</sup> ·kg·s <sup>-2</sup>
lumen	lm	luminous flux	cd·sr	m <sup>2</sup> ·m <sup>-2</sup> ·cd = cd
lux	lx	illuminance	lm/m <sup>2</sup>	m <sup>2</sup> ·m <sup>-4</sup> ·cd = m <sup>-2</sup> ·cd
newton	N	force	—	m·kg·s <sup>-2</sup>
ohm	Ω	electric resistance	V/A	m <sup>2</sup> ·kg·s <sup>-3</sup> ·A <sup>-2</sup>
pascal	Pa	pressure, stress	N/m <sup>2</sup>	m <sup>-1</sup> ·kg·s <sup>-2</sup>
siemens	S	conductance	A/V	m <sup>-2</sup> ·kg <sup>-1</sup> ·s <sup>3</sup> ·A <sup>2</sup>
sievert	Sv	dose equivalent	J/kg	m <sup>2</sup> ·s <sup>-2</sup>
tesla	T	magnetic flux density	Wb/m <sup>2</sup>	kg·s <sup>-2</sup> ·A <sup>-1</sup>
volt	V	electric potential, potential difference, electromotive force	W/A	m <sup>2</sup> ·kg·s <sup>-3</sup> ·A <sup>-1</sup>
watt	W	power, radiant flux	J/s	m <sup>2</sup> ·kg·s <sup>-3</sup>
weber	Wb	magnetic flux	V·s	m <sup>2</sup> ·kg·s <sup>-2</sup> ·A <sup>-1</sup>

**Table 11A-4.** SI-Derived Compound Units

<i>Name</i>	<i>Symbol</i>	<i>Quantity</i>	<i>In Terms of Other Units</i>
ampere per meter	A/m	magnetic field strength	—
ampere per square meter	A/m <sup>2</sup>	current density	—
candela per square meter	cd/m <sup>2</sup>	luminance	—
coulomb per cubic meter	C/m <sup>3</sup>	electric charge density	m <sup>-3</sup> ·s·A
coulomb per kilogram	C/kg	exposure (X-rays and γ rays)	—
coulomb per square meter	C/m <sup>2</sup>	electric flux density	m <sup>-2</sup> ·s·A
cubic meter	m <sup>3</sup>	volume	—
cubic meter per kilogram	m <sup>3</sup> /kg	specific volume	—
farad per meter	F/m	permittivity	m <sup>-3</sup> ·kg <sup>-1</sup> ·s <sup>4</sup> ·A <sup>2</sup>
henry per meter	H/m	permeability	m·kg·s <sup>-2</sup> ·A <sup>-2</sup>
joule per cubic meter	J/m <sup>3</sup>	energy density	m <sup>-1</sup> ·kg·s <sup>-2</sup>
joule per kelvin	J/K	heat capacity, entropy	m <sup>2</sup> ·kg·s <sup>-2</sup> ·K <sup>-1</sup>
joule per kilogram	J/kg	specific energy	m <sup>2</sup> ·s <sup>-2</sup>
joule per kilogram kelvin	J/(kg K)	specific heat capacity, specific entropy	m <sup>2</sup> ·s <sup>-2</sup> ·K <sup>-1</sup>
joule per mole	J/mol	molar energy	m <sup>2</sup> ·kg·s <sup>-2</sup> ·mol <sup>-1</sup>
joule per mole kelvin	J/(mol K)	molar entropy, molar heat capacity	m <sup>2</sup> ·kg·s <sup>-2</sup> ·K <sup>-1</sup> ·mol <sup>-1</sup>
kilogram per cubic meter	kg/m <sup>3</sup>	density, mass density	—
meter per second	m/s	speed, velocity	—
meter per second squared	m/s <sup>2</sup>	acceleration	—
mole per cubic meter <sup>a</sup>	mol/m <sup>3</sup>	concentration (amount of substance per volume)	—
newton-meter	N·m	moment of force	m <sup>2</sup> ·kg·s <sup>-2</sup>
newton per meter	N/m	surface tension	kg·s <sup>-2</sup>
pascal second	Pa·s	dynamic viscosity	m <sup>-1</sup> ·kg·s <sup>-1</sup>
radian per second	rad/s	angular velocity	—
radian per second squared	rad/s <sup>2</sup>	angular acceleration	—
reciprocal meter	m <sup>-1</sup>	wavenumber	—
reciprocal second	s <sup>-1</sup>	frequency	—
square meter	m <sup>2</sup>	area	—
square meter per second	m <sup>2</sup> /s	kinematic viscosity	—
volt per meter	V/m	electric field strength	m·kg·s <sup>-3</sup> ·A <sup>-1</sup>
watt per meter kelvin	W/(m K)	thermal conductivity	m·kg·s <sup>-3</sup> ·K <sup>-1</sup>
watt per square meter	W/m <sup>2</sup>	heat flux density, irradiance	kg·s <sup>-3</sup>
watt per square meter steradian	W/(m <sup>2</sup> sr)	radiance	—
watt per steradian	W/sr	radiant intensity	—

<sup>a</sup>Liter (L) is a special name for cubic decimeter. The symbol M is not an SI unit, but expressions such as 0.1 M, meaning a solution with concentration of 0.1 mol/L, are acceptable.

Table 11A-5. Other Units

Name	Symbol	Quantity	Value in SI Units
angstrom	Å	distance	1 Å = 10 <sup>-10</sup> m = 0.1 nm
bar	bar	pressure	1 bar = 10 <sup>5</sup> Pa = 100 kPa = 0.1 MPa
barn	b	area, cross section	1 b = 10 <sup>-28</sup> m <sup>2</sup> = 100 fm <sup>2</sup>
bohr	b, a <sub>0</sub>	length	1 b ≈ 5.291 77 × 10 <sup>-11</sup> m
curie <sup>a</sup>	Ci	activity	1 Ci = 3.7 × 10 <sup>10</sup> Bq
dalton	Da	atomic mass	1 Da = 1.660 540 × 10 <sup>-27</sup> kg
darcy <sup>b</sup>	darcy	permeability	—
day	day	time	1 day = 24 h = 86 400 s
debye <sup>c</sup>	D	electric dipole moment	—
degree	°	plane angle	1° = (π/180) rad
degree Celsius <sup>d</sup>	°C	temperature	—
dyne <sup>e</sup>	dyn	force	—
einstein <sup>f</sup>	einstein	light energy	—
electronvolt <sup>g</sup>	eV	—	1 eV = 1.602 19 × 10 <sup>-19</sup> J
erg <sup>h</sup>	erg	energy or work	—
faraday	faraday	electric charge	1 faraday = 96 485.31 C
fermi	f	length	1 f = 10 <sup>-15</sup> m
franklin	Fr	electric charge	1 Fr = 3.335 64 × 10 <sup>-10</sup> C
galileo	Gal	acceleration	1 Gal = 10 <sup>-2</sup> m s <sup>-2</sup>
gauss	G	magnetic induction	1 G = 10 <sup>-4</sup> Wb/m <sup>2</sup>
gilbert <sup>i</sup>	Gi	magnetomotive force	—
hartree	hartree, E <sub>h</sub>	energy	1 hartree = 4.359 75 × 10 <sup>-18</sup> J
hectare	ha	area	1 ha = 1 hm <sup>2</sup> = 10 <sup>4</sup> m <sup>2</sup>
hour	h	time	1 h = 60 min = 3600 s
liter	L	volume	1 L = 1 dm <sup>3</sup> = 10 <sup>-3</sup> m <sup>3</sup>
metric ton	t	mass	1 t = 10 <sup>3</sup> kg
minute	min	time	1 min = 60 s
minute	'	plane angle	1' = (1/60)° = (π/10 800) rad
parsec	pc	length	1 pc ≈ 3.085 68 × 10 <sup>16</sup> m
poise <sup>j</sup>	P	dynamic viscosity	—
rad	rad, rd <sup>k</sup>	absorbed dose	1 rad = 0.01 Gy = 1 cGy = 100 erg·g <sup>-1</sup>
roentgen	R	exposure	1 R = 2.58 × 10 <sup>-4</sup> C·kg <sup>-1</sup>
roentgen equivalent man <sup>l</sup>	rem	weighted absorbed dose	1 rem = 0.01 Sv
second	"	plane angle	1" + (1/60)' = (π/648 000) rad
stokes <sup>m</sup>	St	kinematic viscosity	—
svedberg	Sv	time	1 Sv = 10 <sup>-13</sup> s
unified atomic mass unit <sup>n</sup>	u	—	1 u = 1.660 540 × 10 <sup>-27</sup> kg

<sup>a</sup>1 Ci = 2.2 × 10<sup>12</sup> disintegrations per minute.

<sup>b</sup>1 darcy is the permeability achieved by the passage of 1 mL of fluid of 1 cP viscosity flowing in 1 s under a pressure of 1 atm (101 kPa) through a porous medium that has a cross-sectional area of 1 cm<sup>2</sup> and a length of 1 cm.

<sup>c</sup>1 D = 10<sup>-18</sup> Fr cm.

<sup>d</sup>Temperature intervals in kelvins and degrees Celsius are identical; however, temperature in kelvins equals temperature in degrees Celsius plus 273.15.

<sup>e</sup>1 dyn is equal to the force that imparts an acceleration of 1 cm/s<sup>2</sup> to a 1 g mass.

<sup>f</sup>1 einstein equals Avogadro's number times the energy of one photon of light at the frequency in question.

<sup>g</sup>The electronvolt is the kinetic energy acquired by an electron in passing through a potential difference of 1 V in vacuum.

<sup>h</sup>1 erg is the work done by a 1 dyn force when the point at which the force is applied is displaced by 1 cm in the direction of the force.

<sup>i</sup>1 Gi is the magnetomotive force of a closed loop of one turn in which there is a current of (1/4π) × 10 A.

<sup>j</sup>1 P is the dynamic viscosity of a fluid in which there is a tangential force of 1 dyn/cm<sup>2</sup> resisting the flow of two parallel fluid layers past each other when their differential velocity is 1 cm/s per centimeter of separation.

<sup>k</sup>When there is a possibility of confusion with the symbol for radian, rd may be used as the symbol for rad.

<sup>l</sup>1 rem has the same biological effect as 1 rad of X-rays.

<sup>m</sup>1 St is the kinematic viscosity of a fluid with a dynamic viscosity of 1 P and a density of 1 g/cm<sup>3</sup>.

<sup>n</sup>The unified atomic mass unit is equal to 1/12 of the mass of an atom of the nuclide <sup>12</sup>C.

**Table 11A-6.** Non-SI Units That Are Discouraged

<i>Discouraged Unit</i>	<i>Value in SI Units</i>
calorie (thermochemical)	4.184 J
conventional millimeter of mercury	133.322 Pa
grad	$2\pi/400$ rad
kilogram-force	9.806 65 N
metric carat	0.2 g
metric horsepower	735.499 W
mho	1 S
micron	1 $\mu\text{m}$
standard atmosphere	101.325 kPa
technical atmosphere	98.066 5 kPa
torr	133.322 Pa

# Names and Numbers for Chemical Compounds

The use of proper chemical nomenclature is essential for effective scientific communication. More than one million new substances are reported each year, each of which must be identified clearly, unambiguously, and completely in the primary literature. Chemical compounds are named according to the rules established by the International Union of Pure and Applied Chemistry (IUPAC), the International Union of Biochemistry and Molecular Biology (IUBMB) [formerly the International Union of Biochemistry (IUB)], the Chemical Abstracts Service (CAS), the Committee on Nomenclature, Terminology, and Symbols of the American Chemical Society, and other authorities as appropriate. For more information on naming chemical compounds, refer to the bibliography in Chapter 18. This chapter gives the editorial conventions and style points for chemical compound names.

## Components of Chemical Names

The names of chemical compounds may consist of one or more words, and they may include locants, descriptors, and syllabic portions. Locants and descriptors can be numerals, element symbols, small capital letters, Greek letters, Latin letters, italic words and letters, and combinations of these. Treat the word or syllabic portions of chemical names just like other common nouns: use roman type, keep them lowercase in text, capitalize them at the beginnings of sentences and in titles, and hyphenate them only when they do not fit completely on one line.



## Box 12-1. Correct Forms for Alcohols

### *Correct forms*

1-butanol, butyl alcohol  
 2-butanol, *sec*-butyl alcohol  
 2-methyl-1-propanol, isobutyl alcohol  
 2-methyl-2-propanol, *tert*-butyl alcohol  
 1-propanol, propyl alcohol  
 2-propanol, isopropyl alcohol

### *Incorrect forms*

isobutanol  
 isopropanol  
 any combination of *sec*  
 or *tert* with the words  
*butanol* or *propanol*

## **Locants and Descriptors**

► Numerals used as locants can occur at the beginning of or within a chemical name. They are set off with hyphens. (See Box 12-1.)

6-aminobenzothiazole  
 di-2-propenylcyanamide  
 4a,8a-dihydronaphthalene  
 5,7-dihydroxy-3-(4-hydroxyphenyl)-4*H*-1-benzopyran-4-one  
 6-hydroxy-2-naphthalenesulfonic acid  
 3'-methylphthalanilic acid

► Use italic type for chemical element symbols that denote attachment to an atom or a site of ligation.

*B,B'*-di-3-pinanyldiborane  
 bis[(ethylthio)acetato-*O,S*]platinum  
 glycinato-*N*  
*N*-acetyl group  
*N*-ethylaniline  
*N,N'*-bis(3-aminopropyl)-1,4-butanediamine  
*O,O,S*-triethyl phosphorodithioate  
*P*-phenylphosphinimidic acid  
*S*-methyl benzenethiosulfonate

► When element symbols are used with a type of reaction as a noun or adjective, use roman type for the symbol and hyphenate it to the word that follows it.

N-acetylated	O-substituted
N-acetylation	O-substitution
N-oxidation	S-methylated
N-oxidized	S-methylation

- Use italic type for the capital H that denotes indicated or added hydrogen.

1 <i>H</i> -1,3-diazepine	phosphinin-2(1 <i>H</i> )-one
3 <i>H</i> -fluorene	2 <i>H</i> -pyran-3(4 <i>H</i> )-thione
2 <i>H</i> -indene	

- Use Greek letters, not the spelled-out forms, in chemical names to denote position or stereochemistry. Use a hyphen to separate them from the chemical name.

$\alpha$ -amino acid (*not* alpha amino acid)  
 $\beta$ -naphthol (*not* beta naphthol)  
 5 $\alpha$ ,10 $\beta$ ,15 $\alpha$ ,20 $\alpha$ -tetraphenylporphyrin

Use the Greek letters eta ( $\eta$ ) to indicate hapticity and kappa ( $\kappa$ ) to designate the ligating atom in complicated formulas.

bis( $\eta^6$ -benzene)-chromium  
 bis( $\eta$ -cyclopentadienyl) iron  
 [2-(diphenylphosphino- $\kappa P$ )phenyl- $\kappa C^1$ ]hydrido(triphenylphosphine- $\kappa P$ )-nickel(II)  
*N,N'*-bis(2-amino- $\kappa N$ -ethyl)ethane-1,2-diamine- $\kappa N$ ]chloroplatinum(II)

- Use italic type for positional, stereochemical, configurational, and descriptive structural prefixes when they appear with the chemical name or formula. Use a hyphen to separate them from the chemical name. Accepted prefixes include the following:

abeo	<i>dodecahedro</i>	<i>nido</i>	<i>sec</i>
<i>ac</i>	<i>E</i>	<i>o</i>	<i>sn</i>
<i>altro</i>	<i>endo</i>	<i>octahedro</i>	<i>sym</i>
<i>amphi</i>	<i>erythro</i>	<i>p</i>	<i>syn</i>
<i>anti</i>	<i>exo</i>	<i>P</i>	<i>t</i>
<i>antiprisma</i>	<i>facgem</i>	<i>pentaprisma</i>	<i>tert</i>
<i>ar</i>	<i>hexahedro</i>	<i>quadro</i>	<i>tetrahedro</i>
<i>arachno</i>	<i>hexaprisma</i>	<i>r</i>	<i>threo</i>
<i>as</i>	<i>hypho</i>	<i>R</i>	<i>trans</i>
<i>asym</i>	<i>icosahedro</i>	<i>R*</i>	<i>transoid</i>
<i>c</i>	<i>klado</i>	<i>rel</i>	<i>triangulo</i>
<i>catena</i>	<i>l</i>	<i>retro</i>	<i>triprisma</i>
<i>cis</i>	<i>m</i>	<i>ribo</i>	<i>uns</i>
<i>cisoid</i>	<i>M</i>	<i>s</i>	<i>vic</i>
<i>closo</i>	<i>mer</i>	<i>S</i>	<i>xylo</i>
<i>cyclo</i>	<i>meso</i>	<i>S*</i>	<i>Z</i>
<i>d</i>	<i>n</i>		

- Do not capitalize prefixes that are shown here as lowercase, even at the beginning of a sentence or in a title (see Tables 12-1 and 12-2), and never use lower-

case for those that are written in capital letters. Enclose the prefixes *E*, *R*, *R\**, *S*, *S\**, and *Z* in parentheses.

<i>anti</i> -bicyclo[3.2.1]octan-8-amine	<i>o</i> -dibromobenzene
<i>ar</i> -chlorotoluene	<i>p</i> -aminoacetanilide
<i>as</i> -trichlorobenzene	<i>s</i> -triazine
<i>catena</i> -triphosphoric acid	( <i>S</i> )-2,3-dihydroxypropanoic acid
<i>cis</i> -diamminedichloroplatinum	5- <i>sec</i> -butylnonane
<i>cis</i> -[PtCl <sub>2</sub> (NH <sub>3</sub> ) <sub>2</sub> ]	<i>sym</i> -dibromoethane
<i>cyclo</i> -hexasulfur, <i>c</i> -S <sub>6</sub>	<i>tert</i> -pentyl bromide, <i>t</i> -C <sub>5</sub> H <sub>11</sub> Br
( <i>E,E</i> )-2,4-hexadienoic acid	<i>threo</i> -2,3-dihydroxy-1,4-
( <i>E,Z</i> )-1,3-di-1-propenylnaphthalene	dimercaptobutane
<i>erythro</i> -2,3-dibromosuccinic acid	<i>trans</i> -2,3-dimethylacrylic acid
<i>exo</i> -chloro- <i>p</i> -menthane	<i>uns</i> -dichloroacetone
<i>m</i> -ethylpropylbenzene	<i>vic</i> -triazine
<i>meso</i> -tartaric acid	

► Use small capital letters *D* and *L* to indicate absolute configuration with amino acids and carbohydrates.

2-(difluoromethyl)-*DL*-ornithine  
*L*-galactosamine  
 2-*O*-β-*D*-glucopyranosyl-α-*D*-glucose

► Use plus and minus signs enclosed in parentheses as stereochemical descriptors.

(±)-2-allylcyclohexanone  
 (+)-dihydrocinchonine  
 (-)-3-(3,4-dihydroxyphenyl)-*L*-alanine

► When the structural prefixes *cyclo*, *iso*, *neo*, and *spiro* are integral parts of chemical names, close them up to the rest of the name (without hyphens) and do not italicize them.

cyclohexane  
 isopropyl alcohol  
 neopentane

However, italicize and hyphenate *cyclo* as a nonintegral structural descriptor.

*cyclo*-octasulfur  
*cyclo*-triphosphoric acid

► Use numerals separated by periods within square brackets in names of bridged and *spiro* alicyclic compounds.

bicyclo[3.2.0]heptane  
 bicyclo[4.4.0]decane  
 1-methylspiro[3.5]non-5-ene  
 spiro[4.5]decane

**Table 12-1.** Examples of Multiword Chemical Names

<i>In Text</i>	<i>At Beginning of Sentence</i>	<i>In Titles and Headings</i>
<b>Acids</b>		
benzoic acid	Benzoic acid	Benzoic Acid
ethanethioic S-acid	Ethanethioic S-acid	Ethanethioic S-Acid
hydrochloric acid	Hydrochloric acid	Hydrochloric Acid
<b>Alcohols</b>		
ethyl alcohol	Ethyl alcohol	Ethyl Alcohol
ethylene glycol	Ethylene glycol	Ethylene Glycol
<b>Ketones</b>		
di-2-naphthyl ketone	Di-2-naphthyl ketone	Di-2-naphthyl Ketone
methyl phenyl ketone	Methyl phenyl ketone	Methyl Phenyl Ketone
<b>Ethers</b>		
di- <i>sec</i> -butyl ether	Di- <i>sec</i> -butyl ether	Di- <i>sec</i> -butyl Ether
methyl propyl ether	Methyl propyl ether	Methyl Propyl Ether
<b>Anhydrides</b>		
acetic anhydride	Acetic anhydride	Acetic Anhydride
phthalic anhydride	Phthalic anhydride	Phthalic Anhydride
<b>Esters</b>		
methyl acetate	Methyl acetate	Methyl Acetate
phenyl thiocyanate	Phenyl thiocyanate	Phenyl Thiocyanate
propyl benzoate	Propyl benzoate	Propyl Benzoate
<b>Polymer Names</b>		
1,2-polybutadiene	1,2-Polybutadiene	1,2-Polybutadiene
poly(butyl methacrylate)	Poly(butyl methacrylate)	Poly(butyl methacrylate)
poly(ethylene glycol)	Poly(ethylene glycol)	Poly(ethylene glycol)
poly( <i>N,N</i> -dimethylacrylamide)	Poly( <i>N,N</i> -dimethylacrylamide)	Poly( <i>N,N</i> -dimethylacrylamide)
<b>Other Organic Compounds</b>		
aniline hydrochloride	Aniline hydrochloride	Aniline Hydrochloride
benzyl hydroperoxide	Benzyl hydroperoxide	Benzyl Hydroperoxide
butyl chloride	Butyl chloride	Butyl Chloride
dicyclohexyl peroxide	Dicyclohexyl peroxide	Dicyclohexyl Peroxide
diethyl sulfide	Diethyl sulfide	Diethyl Sulfide
methyl iodide	Methyl iodide	Methyl Iodide
2-naphthoyl bromide	2-Naphthoyl bromide	2-Naphthoyl Bromide
sodium S-phenyl thiosulfite	Sodium S-phenyl thiosulfite	Sodium S-Phenyl Thiosulfite
<i>tert</i> -butyl fluoride	<i>tert</i> -Butyl fluoride	<i>tert</i> -Butyl Fluoride
<b>Inorganic and Coordination Compounds</b>		
ammonium hydroxide	Ammonium hydroxide	Ammonium Hydroxide
bis(diethyl phosphato)zinc	Bis(diethyl phosphato)zinc	Bis(diethyl phosphato)zinc
calcium sulfate	Calcium sulfate	Calcium Sulfate
(dimethyl sulfoxide)-cadmium sulfate	(Dimethyl sulfoxide)-cadmium sulfate	(Dimethyl sulfoxide)-cadmium Sulfate
magnesium oxide	Magnesium oxide	Magnesium Oxide
sodium cyanide	Sodium cyanide	Sodium Cyanide
sulfur dioxide	Sulfur dioxide	Sulfur Dioxide

**Table 12-2.** Locants and Descriptors in Chemical Names

<i>In Text</i>	<i>At Beginning of Sentence</i>	<i>In Titles and Headings</i>
<b>Numeral Locants</b>		
adenosine 5'-triphosphate	Adenosine 5'-triphosphate	Adenosine 5'-Triphosphate
1,3-bis(bromomethyl)-benzene	1,3-Bis(bromomethyl)-benzene	1,3-Bis(bromomethyl)-benzene
2-benzoylbenzoic acid	2-Benzoylbenzoic acid	2-Benzoylbenzoic Acid
1-bromo-3-chloropropane	1-Bromo-3-chloropropane	1-Bromo-3-chloropropane
2-(2-chloroethyl)pentanoic acid	2-(2-Chloroethyl)pentanoic acid	2-(2-Chloroethyl)pentanoic Acid
7-(4-chlorophenyl)-1-naphthol	7-(4-Chlorophenyl)-1-naphthol	7-(4-Chlorophenyl)-1-naphthol
1,2-dicyanobutane	1,2-Dicyanobutane	1,2-Dicyanobutane
4a,8a-dihydronaphthalene	4a,8a-Dihydronaphthalene	4a,8a-Dihydronaphthalene
<b>Element Symbol Locants</b>		
(2,3-butanedione dioximato- <i>O,O'</i> )copper	(2,3-Butanedione dioximato- <i>O,O'</i> )copper	(2,3-Butanedione dioximato- <i>O,O'</i> )copper
<i>N</i> -ethylaniline	<i>N</i> -Ethylaniline	<i>N</i> -Ethylaniline
<i>N</i> ,2-dihydroxybenzamide	<i>N</i> ,2-Dihydroxybenzamide	<i>N</i> ,2-Dihydroxybenzamide
<i>N,N'</i> -dimethylurea	<i>N,N'</i> -Dimethylurea	<i>N,N'</i> -Dimethylurea
3 <i>H</i> -fluorene	3 <i>H</i> -Fluorene	3 <i>H</i> -Fluorene
<i>O,S,S</i> -triethyl phosphorodithioate	<i>O,S,S</i> -Triethyl phosphorodithioate	<i>O,S,S</i> -Triethyl Phosphorodithioate
5-methyl benzenethiosulfonate	5-Methyl benzenethiosulfonate	5-Methyl Benzenethiosulfonate
<b>Greek Letter Locants and Descriptors</b>		
$\alpha$ -hydroxy- $\beta$ -aminobutyric acid	$\alpha$ -Hydroxy- $\beta$ -aminobutyric acid	$\alpha$ -Hydroxy- $\beta$ -aminobutyric Acid
17 $\alpha$ -hydroxy-5 $\beta$ -pregnane	17 $\alpha$ -Hydroxy-5 $\beta$ -pregnane	17 $\alpha$ -Hydroxy-5 $\beta$ -pregnane
1 $\alpha$ -hydroxycholecalciferol	1 $\alpha$ -Hydroxycholecalciferol	1 $\alpha$ -Hydroxycholecalciferol
$\alpha$ -methylbenzeneacetic acid	$\alpha$ -Methylbenzeneacetic acid	$\alpha$ -Methylbenzeneacetic Acid
$\alpha_1$ -sitosterol	$\alpha_1$ -Sitosterol	$\alpha_1$ -Sitosterol
$\beta$ -chloro-1-naphthalenebutanol	$\beta$ -Chloro-1-naphthalenebutanol	$\beta$ -Chloro-1-naphthalenebutanol
$\beta$ ,4-dichlorocyclohexanepropionic acid	$\beta$ ,4-Dichlorocyclohexanepropionic acid	$\beta$ ,4-Dichlorocyclohexanepropionic Acid
$\beta$ -endorphin	$\beta$ -Endorphin	$\beta$ -Endorphin
$\omega,\omega'$ -dibromopolybutadiene	$\omega,\omega'$ -Dibromopolybutadiene	$\omega,\omega'$ -Dibromopolybutadiene
tris( $\beta$ -chloroethyl)amine	Tris( $\beta$ -chloroethyl)amine	Tris( $\beta$ -chloroethyl)amine
<b>Small Capital Letter Descriptors</b>		
$\beta$ -D-arabinose	$\beta$ -D-Arabinose	$\beta$ -D-Arabinose
D-1,2,4-butanetriol	D-1,2,4-Butanetriol	D-1,2,4-Butanetriol
D-serine	D-Serine	D-Serine
DL-alanine	DL-Alanine	DL-Alanine
D <sub>5</sub> -threonine	D <sub>5</sub> -Threonine	D <sub>5</sub> -Threonine
L-methionine	L-Methionine	L-Methionine
<b>Positional and Structural Descriptors</b>		
7-bromo- <i>p</i> -cymene	7-Bromo- <i>p</i> -cymene	7-Bromo- <i>p</i> -cymene
4-chloro- <i>m</i> -cresol	4-Chloro- <i>m</i> -cresol	4-Chloro- <i>m</i> -cresol
<i>m</i> -hydroxybenzyl alcohol	<i>m</i> -Hydroxybenzyl alcohol	<i>m</i> -Hydroxybenzyl Alcohol
<i>n</i> -butyl iodide	<i>n</i> -Butyl iodide	<i>n</i> -Butyl Iodide

Continued on next page

**Table 12-2.** Locants and Descriptors in Chemical Names—*Continued*

<i>In Text</i>	<i>At Beginning of Sentence</i>	<i>In Titles and Headings</i>
<b>Positional and Structural Descriptors—Continued</b>		
2-( <i>o</i> -chlorophenyl)-1-naphthol	2-( <i>o</i> -Chlorophenyl)-1-naphthol	2-( <i>o</i> -Chlorophenyl)-1-naphthol
<i>o</i> -dibromobenzene	<i>o</i> -Dibromobenzene	<i>o</i> -Dibromobenzene
<i>p</i> -benzenediactic acid	<i>p</i> -Benzenediactic acid	<i>p</i> -Benzenediactic Acid
<i>p</i> - <i>tert</i> -butylphenol	<i>p</i> - <i>tert</i> -Butylphenol	<i>p</i> - <i>tert</i> -Butylphenol
<i>s</i> -triazine	<i>s</i> -Triazine	<i>s</i> -Triazine
<i>sec</i> -butyl alcohol	<i>sec</i> -Butyl alcohol	<i>sec</i> -Butyl Alcohol
<i>sym</i> -dibromoethane	<i>sym</i> -Dibromoethane	<i>sym</i> -Dibromoethane
<i>tert</i> -pentyl isovalerate	<i>tert</i> -Pentyl isovalerate	<i>tert</i> -Pentyl Isovalerate
1-( <i>trans</i> -1-propenyl)-3-( <i>cis</i> -1-propenyl)naphthalene	1-( <i>trans</i> -1-Propenyl)-3-( <i>cis</i> -1-propenyl)naphthalene	1-( <i>trans</i> -1-Propenyl)-3-( <i>cis</i> -1-propenyl)naphthalene
<b>Stereochemical Descriptors</b>		
<i>anti</i> -bicyclo[3.2.1]octan-8-amine	<i>anti</i> -Bicyclo[3.2.1]octan-8-amine	<i>anti</i> -Bicyclo[3.2.1]octan-8-amine
<i>cis</i> -1,2-dichloroethene	<i>cis</i> -1,2-Dichloroethene	<i>cis</i> -1,2-Dichloroethene
<i>d</i> -camphor	<i>d</i> -Camphor	<i>d</i> -Camphor
<i>dl</i> -2-aminopropanoic acid	<i>dl</i> -2-Aminopropanoic acid	<i>dl</i> -2-Aminopropanoic Acid
( <i>E</i> )-diphenyldiazene	( <i>E</i> )-Diphenyldiazene	( <i>E</i> )-Diphenyldiazene
<i>endo</i> -2-chlorobicyclo[2.2.1]-heptane	<i>endo</i> -2-Chlorobicyclo[2.2.1]-heptane	<i>endo</i> -2-Chlorobicyclo[2.2.1]-heptane
(+)- <i>erythro</i> -2-amino-3-methylpentanoic acid	(+)- <i>erythro</i> -2-Amino-3-methylpentanoic acid	(+)- <i>erythro</i> -2-Amino-3-methylpentanoic Acid
<i>erythro</i> - $\beta$ -hydroxyaspartic acid	<i>erythro</i> - $\beta$ -Hydroxyaspartic acid	<i>erythro</i> - $\beta$ -Hydroxyaspartic Acid
<i>exo</i> -bicyclo[2.2.2]oct-5-en-2-ol	<i>exo</i> -Bicyclo[2.2.2]oct-5-en-2-ol	<i>exo</i> -Bicyclo[2.2.2]oct-5-en-2-ol
<i>exo</i> -5,6-dimethyl- <i>endo</i> -bicyclo[2.2.2]octan-2-ol	<i>exo</i> -5,6-Dimethyl- <i>endo</i> -bicyclo[2.2.2]octan-2-ol	<i>exo</i> -5,6-Dimethyl- <i>endo</i> -bicyclo[2.2.2]octan-2-ol
<i>L</i> - <i>threo</i> -2,3-dichlorobutyric acid	<i>L</i> - <i>threo</i> -2,3-Dichlorobutyric acid	<i>L</i> - <i>threo</i> -2,3-Dichlorobutyric Acid
<i>meso</i> -tartaric acid	<i>meso</i> -Tartaric acid	<i>meso</i> -Tartaric Acid
(1 <i>R</i> *,3 <i>S</i> *)-1-bromo-3-chlorocyclohexane	(1 <i>R</i> *,3 <i>S</i> *)-1-Bromo-3-chlorocyclohexane	(1 <i>R</i> *,3 <i>S</i> *)-1-Bromo-3-chlorocyclohexane
<i>rel</i> -(1 <i>R</i> ,3 <i>R</i> )-1-bromo-3-chlorocyclohexane	<i>rel</i> -(1 <i>R</i> ,3 <i>R</i> )-1-Bromo-3-chlorocyclohexane	<i>rel</i> -(1 <i>R</i> ,3 <i>R</i> )-1-Bromo-3-chlorocyclohexane
( <i>S</i> )-2,3-dihydroxypropanoic acid	( <i>S</i> )-2,3-Dihydroxypropanoic acid	( <i>S</i> )-2,3-Dihydroxypropanoic Acid
<i>sn</i> -glycerol 1-(dihydrogen phosphate)	<i>sn</i> -Glycerol 1-(dihydrogen phosphate)	<i>sn</i> -Glycerol 1-(Dihydrogen phosphate)
<i>syn</i> -7-methylbicyclo[2.2.1]-heptene	<i>syn</i> -7-Methylbicyclo[2.2.1]-heptene	<i>syn</i> -7-Methylbicyclo[2.2.1]-heptene
<i>trans-cisoid-trans</i> -perhydrophenanthrene	<i>trans-cisoid-trans</i> -Perhydrophenanthrene	<i>trans-cisoid-trans</i> -Perhydrophenanthrene
( <i>Z</i> )-5-chloro-4-pentenoic acid	( <i>Z</i> )-5-Chloro-4-pentenoic acid	( <i>Z</i> )-5-Chloro-4-pentenoic Acid
(1 <i>Z</i> ,4 <i>E</i> )-1,2,4,5-tetrachloro-1,4-pentadiene	(1 <i>Z</i> ,4 <i>E</i> )-1,2,4,5-Tetrachloro-1,4-pentadiene	(1 <i>Z</i> ,4 <i>E</i> )-1,2,4,5-Tetrachloro-1,4-pentadiene

► Use italic letters within square brackets in names of polycyclic aromatic compounds.

dibenz[*a,j*]anthracene  
 dibenzo[*c,g*]phenanthrene  
 dicyclobuta[*de,ij*]naphthalene  
 1*H*-benzo[*de*]naphthacene  
 indeno[1,2-*a*]indene

### Syllabic Portion of Chemical Names

Multiplying affixes are integral parts of the chemical name; they are set in roman type and are always closed up to the rest of the name (without hyphens). Use hyphens only to set off intervening locants or descriptors. Use enclosing marks (parentheses, brackets, or braces) to ensure clarity or to observe other recommended nomenclature conventions. Multiplying prefixes include the following:

- hemi, mono, di, tri, tetra, penta, hexa, hepta, octa, ennea, nona, deca, deka, undeca, dodeca, etc.
- semi, uni, sesqui, bi, ter, quadri, quater, quinque, sexi, septi, octi, novi, deci, etc.
- bis, tris, tetrakis, pentakis, hexakis, heptakis, octakis, nonakis, decakis, etc.

3,4'-bi-2-naphthol	pentachloroethane
2,2'-bipyridine	3,4,5,6-tetrabromo- <i>o</i> -cresol
bis(benzene)chromium(0)	tetrakis(hydroxymethyl)methane
1,4-bis(3-bromo-1-oxopropyl)piperazine	tri- <i>sec</i> -butylamine
1,3-bis(diethylamino)propane	triamine
di- <i>tert</i> -butyl malonate	triethyl phosphate
dichloride	tris(amine)
1,2-ethanediol	2,3,5-tris(aziridin-1-yl)- <i>p</i> -benzoquinone
hemihydrate	tris(ethylenediamine)cadmium
hexachlorobenzene	dihydroxide
2,4,6,8-nonanetetrone	

### Capitalization of Chemical Names

Chemical names are not capitalized unless they are the first word of a sentence or are part of a title or heading. Then, the first letter of the syllabic portion is capitalized, not the locant, stereoisomer descriptor, or positional prefix. Table 12-1 presents examples of simple chemical names and their capitalization. Table 12-2 presents chemical names that include locants and descriptors.

► Some reaction names are preceded by element symbols; they may be used as nouns or adjectives. When they are the first word of a sentence or appear in titles

and headings, capitalize the first letter of the word. Do not italicize the element symbol.

N-Oxidation of the starting compounds yielded compounds 3–10.

N-Benzoylated amines undergo hydroxylation when incubated with yeast.

Preparation of S-Methylated Derivatives

O-Substituted Structural and Functional Analogues

## Punctuation in Chemical Names

► Use commas between numeral locants, chemical element symbol locants, and Greek locants, with no space after the comma. When a single locant consists of a numeral and a Greek letter together with no space or punctuation, the numeral precedes the Greek letter. When the Greek letter precedes the numeral, they indicate two different locants and should be separated by a comma. For example,  $\alpha,2$  denotes two locants;  $1\alpha$  is viewed as one locant.

( $6\alpha,11\beta,16\alpha$ )-6-fluoro-16-methylpregna-1,4-diene

$\beta,4$ -dichlorocyclohexanepropionic acid

1,2-dinitrobutane

*N,N*-dimethylacetamide

2,3,3a,4-tetrahydro-1*H*-indole

► Use hyphens to separate locants and configurational descriptors from each other and from the syllabic portion of the name.

$\alpha$ -ketoglutaric acid

2-benzoylbenzoic acid

1,4-bis(2-ethylhexyl) sulfosuccinate

3-chloro-4-methylbenzoic acid

*cis*-dichloroethylene

*D*-arabinose

(1,4-dioxaspiro[4.5]dec-2-ylmethyl) guanidine

(*E*)-2-(3,7-dimethyl-2,6-octadienyl)-1,4-benzenediol

*N*-hydroxy-*N*-nitrosobenzeneamine

*N*-methylmethanamine

4-*O*- $\beta$ -*D*-galactopyranosyl-*D*-fructose

tetrahydro-3,4-dipiperonyl-2-furanol

*trans*-2-bromocyclopentanol

► Do not use hyphens to separate the syllables of a chemical name unless the name is too long to fit on one line. Appendix 12-1 is a list of prefixes, suffixes, roots, and some complete words hyphenated as they would be at the end of a line.



## Specialized Groups of Chemicals

### Polymers

Polymer names are often one or two words in parentheses following the prefix “poly”. “Poly” is a syllabic prefix, not a descriptor, and thus is set in roman type. Here is a short list of correctly formatted names of frequently cited polymers. (These names are not necessarily IUPAC or CA index preferences.)

nylon-6	poly(isobutyl methacrylate)
nylon-6,6	polyisobutylene
polyacrylamide	polyisoprene
poly(acrylic acid)	poly(methacrylic acid)
polyacrylonitrile	poly(methyl acrylate)
polyamide	poly(methyl methacrylate)
poly(aryl sulfone)	poly(methylene)
polybutadiene	poly( <i>N,N'</i> -hexamethylenedipamide)
1,2-polybutadiene	poly(oxy-1,4-phenylene)
1,4-polybutadiene	poly(oxyethylene)
poly(butyl acrylate)	poly(oxymethylene)
poly(butyl methacrylate)	poly(phenylene ether)
poly( <i>n</i> -butyl methacrylate)	poly(phenylene oxide)
poly(butylene terephthalate)	poly(phenylene sulfide)
polycarbonate	polypropylene
polychloroprene	poly(propylene glycol)
poly( <i>N,N</i> -dimethylacrylamide)	polystyrene
poly(dimethylsiloxane)	polysulfide
polyester	polysulfone
polyether	poly(tetrafluoroethylene)
poly(ether imide)	poly(tetramethylene oxide)
poly(ether ketone)	polythiazole
poly(ether sulfone)	poly(thiocarbonate)
poly(ethyl acrylate)	polyurethane
poly(ethyl methacrylate)	poly(vinyl acetate)
polyethylene	poly(vinyl alcohol)
poly(ethylene adipate)	poly(vinyl butyral)
poly(ethylene glycol)	poly(vinyl chloride)
poly(ethylene oxide)	poly(vinyl ether)
poly(ethylene terephthalate)	poly(vinyl trichloroacetate)
polyformaldehyde	poly(vinylidene chloride)
polyimidazole	poly(vinylpyrrolidone)
polyimide	povidone

► In text, keep polymer names lowercase. As the first word of a sentence and in titles or headings, capitalize only the first letter of the polymer name.

New Uses for Poly(ethylene terephthalate)

Poly(vinyl chloride) is a less useful polymer than poly(ethylene glycol).

Reactions of Poly(methyl methacrylate)

- In copolymer nomenclature, descriptive lowercase italic infixes may be used. These include *alt*, *blend*, *block* (or *b*), *co*, *cross*, *graft* (or *g*), *inter*, *per*, *stat*, and *ran*.

polybutadiene-*graft*-[polystyrene:poly(methyl methacrylate)]

poly(*cross*-butadiene)

poly[*cross*-(ethyl acrylate)]-*inter*-polybutadiene

poly(ethylene-*alt*-carbon monoxide)

polyisoprene-*blend*-polystyrene

poly[(methyl methacrylate)-*b*-(styrene-*co*-butadiene)]

poly[(methyl methacrylate)-*co*-styrene]

polystyrene-*block*-polybutadiene

poly(styrene-*co*-butadiene)

poly(styrene-*g*-acrylonitrile)

poly(vinyl trichloroacetate)-*cross*-polystyrene

## Saccharides

Abbreviations for the major monosaccharides are presented in Table 12-3.

- Designation of the bond between two monosaccharides should specify the first residue, its anomeric configuration ( $\alpha$  or  $\beta$ ), the position of attachment on both sugar residues, and the second residue. Additional locants and configurational descriptors may be present but are not required. A number of variations may be used.

Gal $\beta$ 1 $\rightarrow$ 4Glc

Gal $\beta$ 1-4Glc

Gal $\beta$ 1,4Glc

Gal $\beta$ (1 $\rightarrow$ 4)Glc

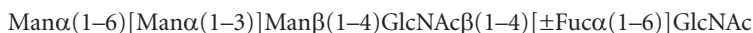
Gal $\beta$ (1-4)Glc

Gal $\beta$ (1,4)Glc

**Table 12-3.** Abbreviations for Major Monosaccharides

<i>Saccharide</i>	<i>Abbreviation</i>
arabinose	Ara
fucose	Fuc
galactose	Gal
<i>N</i> -acetylgalactosamine	GalNAc
glucose	Glc
<i>N</i> -acetylglucosamine	GlcNAc
glucuronic acid	GlcA
mannose	Man
<i>N</i> -acetylneuraminic acid	Neu5Ac
<i>N</i> -glycolylneuraminic acid	Neu5Gc
rhamnose	Rha
xylose	Xyl

- For larger oligosaccharides, use parentheses or brackets for branched residues:



## Nucleic Acids

Table 12-4 presents the standard abbreviations for nucleic acids.

- By convention, numbering of the bases is unprimed and numbering of the sugars is primed. A nucleic acid polymer typically has the phosphate group attached to the 5' position of the first nucleotide (the 5' end), and the other end terminates in a hydroxyl group at the 3' position of the sugar of the last nucleotide (the 3' end). By convention, nucleotide sequences are almost always read and presented in the 5' to 3' direction. The sequence may be presented in unbroken form or in evenly spaced blocks.



- Complementary base pairs are joined by hydrogen bonds and are best represented by a centered dot: dA·dT and dG·dC are the canonical pairings in double-stranded DNA, although alternate pairings, DNA·RNA hybrids, triplexes, and other variations may occur.

**Table 12-4.** Abbreviations for Nucleic Acids

Base	Sugar	Nucleoside <sup>a</sup> (base + sugar)	Abbreviation for		
			Nucleoside Monophosphate <sup>b</sup>	Nucleoside Diphosphate	Nucleoside Triphosphate
<b>Naturally occurring in RNA, ribonucleic acid</b>					
adenine	ribose	adenosine, A	AMP	ADP	ATP
cytosine	ribose	cytidine, C	CMP	CDP	CTP
guanine	ribose	guanosine, G	GMP	GDP	GTP
uracil	ribose	uridine, U	UMP	UDP	UTP
<b>Naturally occurring in DNA, deoxyribonucleic acid</b>					
adenine	deoxyribose	deoxyadenosine, dA	dAMP	dADP	dATP
cytosine	deoxyribose	deoxycytidine, dC	dCMP	dCDP	dCTP
guanine	deoxyribose	deoxyguanosine, dG	dGMP	dGDP	dGTP
thymine	deoxyribose	thymidine, dT <sup>c</sup>	dTMP	dTDP	dTTP

<sup>a</sup>Other nucleosides may occur (e.g., inosine, I, or xanthosine, X), but those listed are the canonical building blocks of nucleic acids and need never be defined. N may be used for an unspecified nucleoside or a mixture of all four (i.e., dNTPs were added to the reaction mixture).

<sup>b</sup>A nucleoside monophosphate is also known as a nucleotide.

<sup>c</sup>Thymidine consists of thymine + deoxyribose by definition and is abbreviated dT by definition; deoxythymidine would imply a different compound lacking another oxygen.

## Amino Acids

- The abbreviations of the essential 20 amino acids are listed in Table 12-5; these abbreviations do not need to be defined. In analytical situations, undifferentiated mixtures of aspartic acid/asparagine (Asx, B) or glutamic acid/glutamine (Glx, Z) may occur.
- For amino acids other than the essential 20, three-letter abbreviations may be used and defined at their first appearance.

homocysteine	Hcy
hydroxyproline	Hyp
norvaline	Nva
ornithine	Orn

Three-letter amino acid abbreviations may be preceded by a configurational designator, D or L, set in small capital letters.

- Always capitalize the three-letter and one-letter abbreviations for amino acids.
- In sequences of amino acids, separate the three-letter abbreviations with hyphens.

Pro-Gln-Ile-Ala

**Table 12-5.** Abbreviations for Amino Acids

<i>Amino Acid</i>	<i>Three-Letter Abbreviation</i>	<i>One-Letter Abbreviation</i>
alanine	Ala	A
arginine	Arg	R
asparagine	Asn	N
aspartic acid	Asp	D
cysteine	Cys	C
glutamic acid	Glu	E
glutamine	Gln	Q
glycine	Gly	G
histidine	His	H
isoleucine	Ile	I
leucine	Leu	L
lysine	Lys	K
methionine	Met	M
phenylalanine	Phe	F
proline	Pro	P
serine	Ser	S
threonine	Thr	T
tryptophan	Trp	W
tyrosine	Tyr	Y
valine	Val	V

- Do not use abbreviations for individual amino acids in running text.

Selective labeling of arginine and serine made it possible to monitor the kinetics of folding of the individual residues.

- Position numbers may follow one- or three-letter abbreviations or spelled-out names and may be closed up, hyphenated, spaced, or superscripted. Designation of a mutation includes the original amino acid, the position number, and the new amino acid:

A134V  
Ala134Val  
alanine-134 → valine

## Combinatorial Compounds

- Combinatorial libraries are described by generic representations, which consist of a generic structure together with one or more lists of substituents. The position of substituents is indicated by superatoms in the generic structure.

- Superatoms are designated by roman letters: R for any set of substituents or residues, for example, or Ar for a list of aromatic substituents. Superatoms may be distinguished by the addition of designation digits, typically a subscript following the superatom: R<sub>A</sub>, R<sub>B</sub>, and R<sub>C</sub> could specify the residue of reagents A, B, and C.

- Subscript numbers are generally used to indicate the order in which residues were introduced to the reaction scheme: R<sub>1</sub>, R<sub>2</sub>, R<sub>3</sub>, and so on.

- The *Journal of Combinatorial Chemistry* recommends the use of ChemSet notation, in which a structure number is followed by the reagent sets associated with it. The structure number is typeset in bold, and the reagent sets are set in italics and enclosed in curly brackets.

$$1\{I-5\} + 2\{I-6\} + 4\{I-4\} \rightarrow 5\{I-5, I-4, I-6\}$$

$$4\{I-5, I-4, I-6\}$$

- The composition of a final library can be described in terms of mixtures or separate products. An uppercase X is used to indicate products mixed; an uppercase O is used to indicate products separate.

$$4\{X, X, O\} \qquad 4\{X I-5, X I-4, O I-6\}$$

$$4\{O, O, O\} \qquad 4\{O I-5, O I-4, O I-6\}$$

Additional information on the representation of combinatorial chemistry is given in Appendix 12-2.



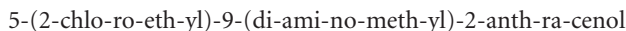
## APPENDIX 12-1

# End-of-Line Hyphenation of Chemical Names

This appendix contains a list of prefixes, suffixes, roots, and some complete words hyphenated as they would be at the end of a line. To hyphenate a chemical name such as



look up each syllable that is to be hyphenated in the list. Also, chemical names can be broken after hyphens that are integral in their names. Follow other standard rules for hyphenation of regular words; for example, try to leave at least three characters on each line. Thus, the example given could be hyphenated as follows:



Most desk dictionaries contain the names of common chemicals; they also give end-of-line hyphenation.

ace-naph-tho	ac-ry-lo	azo
ace-tal	ad-i-po-yl	benz-ami-do
acet-al-de-hyde	al-kyl	ben-zene
acet-amide	al-lyl	benz-hy-dryl
acet-ami-do	ami-di-no	ben-zo-yl
acet-amin-o-phen	amide	ben-zyl
acet-an-i-lide	ami-do	ben-zyl-i-dene
ace-tate	amine	bi-cy-clo
ac-et-azol-amide	ami-no	bo-ryl
ace-tic	am-mine	bro-mide
ace-to	am-mo-nio	bro-mo
ace-to-ace-tic	am-mo-ni-um	bu-tane
ace-tone	an-thra	bu-ten-yl
ace-to-ni-trile	an-thra-cene	bu-tyl
ace-tyl	an-thra-ce-no	bu-tyl-ene
acet-y-late	an-thryl	bu-tyl-i-dene
acet-y-lene	ar-se-nate	car-ba-mate
acro-le-in	ar-si-no	car-bam-ic
ac-ryl-am-ide	aryl	car-ba-mide
ac-ry-late	az-i-do	carb-an-ion
acryl-ic	azi-no	car-ba-ryl

car-ba-zole	for-mic	iso-pro-pyl
car-bi-nol	form-imi-do-yl	mer-cap-to
car-bol-ic	for-myl	mer-cu-ric
car-bon-ate	fu-ran	meth-an-ami-do
car-bon-ic	ger-myl	meth-ane
car-bo-ni-um	gua-ni-di-no	meth-ano
car-bon-yl	gua-nyl	meth-yl
car-box-ami-do	halo	meth-yl-ate
car-boxy	hep-tane	meth-yl-ene
car-box-yl	hep-tyl	meth-yl-i-dene
car-by-l-a-mi-no	hex-ane	mono
chlo-ride	hex-yl	mono-ac-id
chlo-ro	hy-dra-zide	mono-amine
chlo-ro-syl	hy-dra-zine	naph-tha-lene
chlo-ryl	hy-dra-zi-no	naph-tho
cu-mene	hy-dra-zo	naph-thyl
cy-a-nate	hy-dra-zo-ic	neo-pen-tyl
cy-a-nide	hy-dric	ni-trate
cy-a-na-to	hy-dride	ni-tric
cy-a-no	hy-dri-od-ic	ni-trile
cy-clo	hy-dro	ni-trilo
cy-clo-hex-ane	hy-dro-chlo-ric	ni-trite
cy-clo-hex-yl	hy-dro-chlo-ride	ni-tro
di-azo	hy-dro-chlo-ro	ni-troso
di-bo-ran-yl	hy-drox-ide	oc-tane
di-car-bon-yl	hy-droxy	oc-tyl
di-im-ino	hy-drox-yl	ox-idase
di-oxy	imi-da-zole	ox-ide
di-oyl	imide	ox-ido
diyl	imi-do	ox-ime
do-de-cyl	imi-do-yl	oxo
ep-oxy	imi-no	ox-o-nio
eth-ane	in-da-mine	oxy
eth-a-no	in-da-zole	palm-i-toyl
eth-a-nol	in-dene	pen-tane
eth-a-no-yl	in-de-no	pen-tyl
eth-en-yl	in-dole	pen-tyl-i-dene
eth-yl	io-date	per-chlo-rate
eth-yl-ene	io-dide	per-chlo-ride
eth-yl-i-dene	iodo	per-chlo-ryl
eth-yn-yl	io-do-syl	per-man-ga-nate
fluo-res-cence	io-dyl	per-ox-idase
fluo-ride	iso-cy-a-na-to	per-ox-ide
fluo-ro	iso-cy-a-nate	per-oxy
form-al-de-hyde	iso-cy-a-nide	phen-ac-e-tin
form-ami-do	iso-pro-pen-yl	phen-an-threne

phen-an-thro	pyr-a-zine	sul-fon-ami-do
phen-an-thryl	pyr-a-zole	sul-fo-nate
phen-a-zine	pyr-i-dine	sul-fone
phe-no	pyr-id-a-zine	sul-fon-ic
phe-nol	pyr-role	sul-fo-nio
phe-none	quin-o-line	sul-fo-nyl
phen-ox-ide	qui-none	sulf-ox-ide
phen-oxy	sel-e-nate	sul-fu-ric
phen-yl	se-le-nic	sul-fu-rous
phen-yl-ene	sel-e-nide	sul-fu-ryl
phos-phate	sel-e-nite	tet-ra
phos-phide	se-le-no	thio
phos-phine	si-lane	thio-nyl
phos-phi-no	sil-anyl	thio-phene
phos-phin-yl	sil-ox-anyl	thi-oxo
phos-phite	sil-ox-yl	thi-oyl
phos-pho	si-lyl	tol-u-ene
phos-pho-nio	spi-ro	tol-u-ide
phos-pho-no	stan-nic	tol-yl
phos-phor-anyl	stan-nite	tri-a-zine
phos-pho-li-pase	stan-nous	tri-a-zole
phos-pho-lip-id	stan-nyl	tri-yl
phos-pho-ni-um	stib-ino	urea
phos-pho-ric	sty-rene	ure-ide
phos-pho-rus	sty-ryl	ure-ido
phos-pho-ryl	sul-fa-mo-yl	uric
plum-byl	sul-fate	vi-nyl
pro-pane	sul-fe-no	vi-nyl-i-dene
pro-pen-yl	sul-fe-nyl	xan-thene
pro-pen-yl-ene	sul-fide	xan-tho
pro-pyl	sul-fi-do	xy-lene
pro-pyl-ene	sul-fi-no	xy-li-dine
pro-pyl-i-dene	sul-fi-nyl	xy-lyl
pu-rine	sul-fite	xy-li-din-yl
py-ran	sul-fo	yl-i-dene





## APPENDIX 12-2

# Representation of Combinatorial Chemistry

Derek Maclean

Combinatorial chemistry entails the reaction of *sets* of reagents to produce sets or *libraries* of products in numbers up to the size of each reagent set multiplied together. Thus 5 reagents A, plus 4 reagents B, plus 6 reagents C could prepare  $5 \times 4 \times 6$ , or 120 products ABC. The unique feature of this strategy is the ability to efficiently prepare very large numbers of compounds—a so-called *combinatorial library*. The challenges in describing combinatorial chemistry consist of concisely but accurately reporting the constituents and form of such a compound collection.

The individual products of combinatorial chemistry are called *members*. The distinction between a member and a *compound* is important and is based on the respective level of characterization. A compound will meet the typical standards for reporting new chemical structures; a member will fall short of that standard. In fact, a member may, in principle, simply be *expected* to be present in a library, especially for large libraries, and those that consist of mixtures rather than discrete samples of members.

The structural representation of combinatorial chemistry consists of a *generic structure* plus a list of *substituents* that may be present in that structure.

The generic structure is very similar to a typical structural formula with the addition of special notation to indicate the potential for variable substitution at certain parts of the molecule.

The position of variable substituents on a generic structure is indicated by *superatoms*, such as the R designation. In a combinatorial library, R need not simply designate an alkyl radical but is conventionally used to represent any set of substituents or *residues*. The residues R typically define those portions of reagents or building blocks that are found in the final product of the synthesis and that vary among library members. Particular superatoms may more precisely define the composition of a library, such as Ar for a list of aromatic substituents.

To distinguish superatoms within a generic structure, it is typical to use additional designation digits. Thus  $R_A$ ,  $R_B$ , and  $R_C$  could specify the residue of reagents A, B, and C in our example. The position of the additional digit has

not been standardized but may be typically added as a subscript following the superatom.

The designation digit may usefully convey additional information beyond the simple differentiation of superatoms. For instance, R<sub>1</sub>, R<sub>2</sub>, R<sub>3</sub>, and so on may indicate the order in which these residues were introduced to the reaction scheme. Alternatively, R<sub>X</sub> or R<sub>O</sub> make use of the pool designations X and O (see the section “ChemSet Notation”) to concisely describe library composition in a generic structure.

It is often possible to draw multiple generic structures for a combinatorial library. Care should be taken in the choice of the appropriate structure, taking into account the purpose for the structure. Often the maximum common substructure is a good choice, but other structures may better illustrate structure–activity relationships or the synthetic potential of a combinatorial reaction strategy. The relationship between residue and reagent or product should be defined. This may be conveniently shown in the generic reaction scheme; see Figure 12A-1.

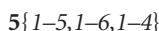
A typical feature of combinatorial synthesis is the use of techniques that facilitate the isolation of products and intermediates. The most common example is the attachment to a solid support, such as a polymer bead, to allow isolation by simple filtration (*solid-phase chemistry*). A variety of solid and soluble supports have been developed. These may be attached to either the products or the reagents of a library.

Such supports can be dealt with in generic reaction schemes as a special type of superatom. Often, a pictorial representation is used. A polymer bead may be conveniently represented by an s orbital in common chemistry software packages. Few standards have been developed for the representation of other supports, but a filled structure designates a solid support and an open structure may be used for a soluble support.

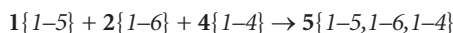
### ChemSet Notation

A convenient descriptive notation for combinatorial libraries (recommended by the *Journal of Combinatorial Chemistry*) is the ChemSet terminology.

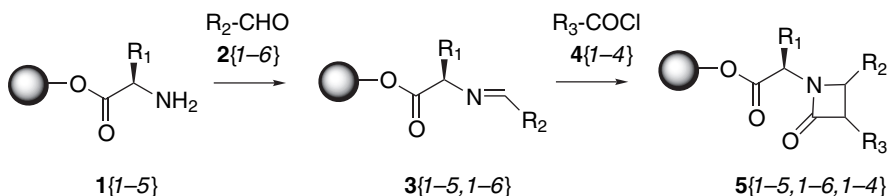
A ChemSet is denoted by a structure number followed by the reagent sets associated with that structure. Thus the combinatorial library with 120 products could be described as follows, where the numbers in curly brackets define the reagents which were used to prepare that library; see Figure 12A-1.



The synthetic scheme to prepare such a library may also be described in terms of ChemSets:



The composition of the final library may consist of a mixture of all members, or as a collection of discrete product samples, or as a set of smaller *pools*. An exten-



**Figure 12A-1.** Combinatorial reaction scheme and ChemSet notation.

Source: Reprinted from *J. Am. Chem. Soc.* **1996**, *118*, 253–254. Copyright 1996 American Chemical Society.

sion to the ChemSet notation allows these situations to be precisely defined. The useful designations X and O indicate respectively, “products mixed” and “products separate”. Thus, the library  $5\{X\ 1-5, X\ 1-6, O\ 1-4\}$  is a set of 6 pools, each with 20 members deriving from a single reagent from set 4, since the O indicates that the six individual product mixtures were kept separate from one another after adding reagents 4. In contrast,  $5\{O\ 1-5, O\ 1-4, O\ 1-6\}$  represents 120 discrete product samples, also called *parallel synthesis*, since the O for each set indicates that all products were kept separate at each stage.

If all of a given set of reagents have been used in a given pool, then the number for that set may be omitted. Thus,  $5\{X, X, O\}$  and  $5\{O, O, O\}$  accurately describe the composition of the above libraries. However, if a subset of possible reagents have been used, this must be indicated using the numerical list format, e.g.,  $5\{X\ 1-6, O\ 1-2, 3\}$ .



## APPENDIX 12-3

# CAS Registry Numbers

Chemical substances, their syntheses, the determination of their properties, and their applications are the core of chemistry and the main occupation of chemists. In their communications, chemists represent chemical substances by structural diagrams, names, molecular formulas, codes, and identification numbers. One of the most frequently used identification numbers is the CAS Registry Number. Today, CAS Registry Numbers are often used to identify chemical substances in handbooks, indexes, databases, and inventories, and even on many commercial product labels.

The CAS Chemical Registry System is a computer-based system that uniquely identifies chemical substances on the basis of their molecular structures. Begun originally in 1965 to support indexing for *Chemical Abstracts (CA)*, the CAS Chemical Registry System now serves not only as a support system for identifying substances within Chemical Abstracts Service operations but also as an international resource for chemical substance identification by scientists, industry, and regulatory bodies. The CAS Registry provides a means of bridging the many differences in systematic, generic, proprietary, and trivial substance names that may be used to identify a single substance.

The CAS Chemical Registry System database is the largest collection of information on naturally occurring and synthetic chemical substances in the world, including organic compounds, inorganic compounds, organometallics, metals, polymers, coordination compounds, alloys, elements, isotopes, nuclear particles, proteins, nucleic acids, and minerals. By the end of 2005, the CAS Chemical Registry System contained records for more than 27 million organic and inorganic substances, with new records added at the rate of some 5000 per day. A running total of registered substances can be found on the CAS Web site at <http://www.cas.org/cgi-bin/regreport.pl>.

The database contains CAS Registry Numbers, structures, and names for substances reported in the chemical literature covered in *CA*, in addition to substances registered from special collections, for governmental and industrial organizations, and for individual requesters. CAS Registry Numbers are also assigned to sequences such as DNA and proteins.

CAS Registry Numbers are assigned in sequential order as substances are entered into the CAS Chemical Registry System database for the first time; the numbers have no chemical significance. CAS Registry Numbers link the molecular structure diagram, systematic *CA* index name, synonyms, molecular formula,

and other identifying information for each substance. Because CAS Registry Numbers are independent of the many different systems of chemical nomenclature, they can bridge these systems and link often unrecognized synonymous names.

A format was developed using hyphens to make the numbers easier to read and to recognize. A CAS Registry Number includes up to nine digits that are separated into three parts by hyphens. The first part, starting from the left, has up to six digits, the second part has two digits, and the final part is a single check digit to verify the validity of the total number (e.g., 7732-18-5 for water).

Within the registry system, each substance is assigned a separate CAS Registry Number. For example, each salt of an acid receives a distinct number, and an ion receives a number different from that of the neutral compound.

CAS Registry Numbers are included in the printed *Chemical Abstracts* chemical substance and formula indexes and in the CAS databases. The full set of CAS Chemical Registry System database information—structures, names, formulas, and ring data—is available for search and display through STN International, SciFinder, and other CAS search services. CAS Registry information is also available in CAS databases offered by other online system vendors.

In addition to their inclusion in the CAS databases, CAS Registry Numbers are used in many public and private databases. Many handbooks, guides, and other reference works include CAS Registry Numbers and provide special indexes that allow the reader to find the proper place in the text without first having to identify the full name of the substance. The reader benefits because the full name may differ from handbook to handbook.

CAS Registry Numbers are also widely used as standard identifiers for chemical substances in many of the commercial chemical inventories of governmental regulatory agencies, such as the Toxic Substances Control Act (TSCA) Inventory in the United States, the European Inventory of Existing Commercial Chemical Substances (EINECS), and the Canadian Domestic and Non-Domestic Substance Lists (DSL/NDSL).

Whenever a chemical substance is sold, transported, imported, exported, reported to a regulatory agency, or disposed of, a CAS Registry Number is probably involved.

# Conventions in Chemistry

This chapter presents a quick reference guide for the use of typefaces (roman, italic, and bold), Greek letters, superscripts and subscripts, and special symbols that are commonly used in chemistry. Appendix 13-1 presents the symbols for commonly used physical quantities.

Detailed recommendations from the International Union of Pure and Applied Chemistry (IUPAC, <http://www.iupac.org>) are given in the book titled *Quantities, Units and Symbols in Physical Chemistry*, 2nd edition, nicknamed the “green book”, published by Blackwell Science, Oxford, U.K., 1993. Updates are published as articles in the journal *Pure and Applied Chemistry*.

Detailed recommendations from the International Organization for Standardization (ISO, <http://www.iso.org>) are given in the ISO Standards Handbook 2, *Quantities and Units*, published by ISO, Geneva, Switzerland, 1993. Some individual standards have been amended, and their updates are available at <http://www.iso.org/iso/en/prods-service/ISOstore/store.html>. The *National Institute of Standards (NIST) Special Publication 330, 2001 Edition*, available at <http://physics.nist.gov/Pubs/SP330/sp330.pdf>, is the U.S. updated edition of the English version of the *Bureau International des Poids et Mesures*. The booklet *The International System of Units (SI)*, 7th ed., published by the International Bureau of Weights and Measures (BIPM), Sèvres, France, 1998, is the definitive reference on SI units.

Some books and journals follow IUPAC recommendations for representations of various chemical conventions. Some specify the use of ISO standards. Others are less stringent as long as the manuscript is consistent in usage within itself. Always consult the author guidelines.

## Subatomic Particles and Quanta

- Use lowercase Latin or Greek letters for abbreviations for subatomic particles.

alpha particle	$\alpha$	neutrino	$\nu_e$
beta particle	$\beta$	neutron	n
deuteron	d	photon	$\gamma$
electron	e	pion	$\pi$
helion	h	proton	p
muon	$\mu^\pm$	triton	t

- Indicate electric charges with the appropriate superscript (+, −, or 0).

$n^0$   
 $e^+$   
 $e^-$   
 $\pi^\pm$

If the symbols p and e are used without indication of charge, they refer to positive proton and negative electron, respectively.

## Electronic Configuration

- Denote electron shells with the uppercase roman letters K, L, M, and N.
- Name electron subshells and atomic orbitals with the lowercase roman letters s, p, d, and f. Write principal energy levels 1–7 on the line and to the left of the letter; give the number of electrons in the orbital as a superscript to the right of the letter. Specify orbital axes with italic subscripts.

7s electron	$3d^44s4p^2$ configuration
$5f^2$ ions	$p_x p_y p_z$
5f orbital	$d_{xz} d_{yz} d_{xy}$
6d orbital	$d_{z^2}$
$sp^3$ hybrid orbital	$d_{x^2-y^2}$
$f^{n-3}ds^2$ configuration	

The ground state of boron is  $1s^22s^22p_x^12p_y^02p_z^0$ .

The valence-shell configuration of nitrogen is  $2s^22p_x^12p_y^12p_z^1$ .

The electronic configuration of potassium is  $1s^22s^22p^63s^23p^64s^1$ .

The valence-electron configuration is described by  $5d^{10}6s^1$ .

- Use Greek letters for some bonding orbitals and the bonds they generate.

$\pi$  bond  
 $\sigma$  orbital  
 $\sigma^*$  orbital

► Name the *electronic states of atoms* with the uppercase roman letters S, P, D, F, G, H, I, and K, corresponding to quantum numbers  $l = 0-7$ . Use the corresponding lowercase letters to indicate the orbital angular momentum of a single electron. The left superscript is the spin multiplicity; the right subscript is the total angular momentum quantum number  $J$ .

${}^2S_0$	${}^4P_{1/2}$	${}^7F_0$	${}^2P_{3/2}$
${}^2S_0$	${}^4P_{1/2}$	${}^7f_0$	${}^7D_1$
${}^8F_{1/2}$	${}^8G_{1/2}$	${}^2P_{3/2}$	${}^7d_1$
${}^8f_{1/2}$	${}^8g_{1/2}$		

► Name the *electronic states of molecules* with the uppercase roman letters A, B, E, and T; the ground state is X. Use the corresponding lowercase letters for one-electron orbitals. A tilde ( $\sim$ ) is added for polyatomic molecules. The subscripts describe the symmetry of the orbital.

$\tilde{A}$	${}^2a_{1g}$	$E_g$	$e_{2g}$
${}^2A_{1g}$	$a_{2g}$	$E_{2g}$	$T_{2g}$
$A_{2g}$	${}^3B_1$	$e_g$	$t_{2g}$
$\tilde{a}$	${}^3b_1$		

## Chemical Elements and Formulas

► Write the names of the chemical elements in roman type and treat them as common nouns.

calcium	francium	oxygen
californium	helium	seaborgium
carbon	hydrogen	uranium
einsteinium		

► Write the symbols for the chemical elements in roman type with an initial capital letter.

Ca	Es	H	Sg
Cf	Fr	O	U
C	He		

The complete list of chemical elements and symbols is given in Table 13-1.

► Even when symbols are used, the element's name is pronounced. Therefore, choose the article (a or an) preceding the element symbol to accommodate the pronunciation of the element name. (This usage does not apply to isotopes, as described in the section on isotopes.)

- a Au electrode (pronounced "a gold electrode")
- a N-containing compound (pronounced "a nitrogen-containing compound")
- a He-Ne laser (pronounced "a helium-neon laser")



**Table 13-1.** Atomic Weights of the Elements 2001

<i>Name</i>	<i>Sym.</i>	<i>No.</i>	<i>Atomic Wt.</i>	<i>Notes</i>	<i>Name</i>	<i>Sym.</i>	<i>No.</i>	<i>Atomic Wt.</i>	<i>Notes</i>
Actinium	Ac	89	*		Lawrencium	Lr	103	*	
Aluminum	Al	13	26.981538(2)		Lead	Pb	82	207.2(1)	<i>g, r</i>
Americium	Am	95	*		Lithium	Li	3	6.941(2)†	<i>g, m, r</i>
Antimony	Sb	51	121.760(1)	<i>g</i>	Lutetium	Lu	71	174.967(1)	<i>g</i>
Argon	Ar	18	39.948(1)	<i>g, r</i>	Magnesium	Mg	12	24.3050(6)	
Arsenic	As	33	74.92160(2)		Manganese	Mn	25	54.938049(9)	
Astatine	At	85	*		Meitnerium	Mt	109	*	
Barium	Ba	56	137.327(7)		Mendelevium	Md	101	*	
Berkelium	Bk	97	*		Mercury	Hg	80	200.59(2)	
Beryllium	Be	4	9.012182(3)		Molybdenum	Mo	42	95.94(2)	<i>g</i>
Bismuth	Bi	83	208.98038(2)		Neodymium	Nd	60	144.24(3)	<i>g</i>
Bohrium	Bh	107	*		Neon	Ne	10	20.1797(6)	<i>g, m</i>
Boron	B	5	10.811(7)	<i>g, m, r</i>	Neptunium	Np	93	*	
Bromine	Br	35	79.904(1)		Nickel	Ni	28	58.6934(2)	
Cadmium	Cd	48	112.411(8)	<i>g</i>	Niobium	Nb	41	92.90638(2)	
Calcium	Ca	20	40.078(4)	<i>g</i>	Nitrogen	N	7	14.0067(2)	<i>g, r</i>
Californium	Cf	98	*		Nobelium	No	102	*	
Carbon	C	6	12.0107(8)	<i>g, r</i>	Osmium	Os	76	190.23(3)	<i>g</i>
Cerium	Ce	58	140.116(1)	<i>g</i>	Oxygen	O	8	15.9994(3)	<i>g, r</i>
Cesium	Cs	55	132.90545(2)		Palladium	Pd	46	106.42(1)	<i>g</i>
Chlorine	Cl	17	35.453(2)	<i>g, m, r</i>	Phosphorus	P	15	30.973761(2)	
Chromium	Cr	24	51.9961(6)		Platinum	Pt	78	195.078(2)	
Cobalt	Co	27	58.933200(9)		Plutonium	Pu	94	*	
Copper	Cu	29	63.546(3)	<i>r</i>	Polonium	Po	84	*	
Curium	Cm	96	*		Potassium	K	19	39.0983(1)	
Dubnium	Db	105	*		Praseodymium	Pr	59	140.90765(2)	
Dysprosium	Dy	66	162.500(1)	<i>g</i>	Promethium	Pm	61	*	
Einsteinium	Es	99	*		Protactinium	Pa	91	231.03588(2)*	
Erbium	Er	68	167.259(3)	<i>g</i>	Radium	Ra	88	*	
Europium	Eu	63	151.964(1)	<i>g</i>	Radon	Rn	86	*	
Fermium	Fm	100	*		Rhenium	Re	75	186.207(1)	
Fluorine	F	9	18.9984032(5)		Rhodium	Rh	45	102.90550(2)	
Francium	Fr	87	*		Rubidium	Rb	37	85.4678(3)	<i>g</i>
Gadolinium	Gd	64	157.25(3)	<i>g</i>	Ruthenium	Ru	44	101.07(2)	<i>g</i>
Gallium	Ga	31	69.723(1)		Rutherfordium	Rf	104	*	
Germanium	Ge	32	72.64(1)		Samarium	Sm	62	150.36(3)	<i>g</i>
Gold	Au	79	196.96655(2)		Scandium	Sc	21	44.955910(8)	
Hafnium	Hf	72	178.49(2)		Seaborgium	Sg	106	*	
Hassium	Hs	108	*		Selenium	Se	34	78.96(3)	<i>r</i>
Helium	He	2	4.002602(2)	<i>g, m</i>	Silicon	Si	14	28.0855(3)	<i>r</i>
Holmium	Ho	67	164.93032(2)		Silver	Ag	47	107.8682(2)	<i>g</i>
Hydrogen	H	1	1.00794(7)	<i>g, m, r</i>	Sodium	Na	11	22.989770(2)	
Indium	In	49	114.818(3)		Strontium	Sr	38	87.62(1)	<i>g, r</i>
Iodine	I	53	126.90447(3)		Sulfur	S	16	32.065(5)	<i>g, r</i>
Iridium	Ir	77	192.2217(3)		Tantalum	Ta	73	180.9479(1)	
Iron	Fe	26	55.845(2)		Technetium	Tc	43	*	
Krypton	Kr	36	83.798(2)	<i>g, m</i>	Tellurium	Te	52	127.60(3)	<i>g</i>
Lanthanum	La	57	138.9055(2)	<i>g</i>					<i>Continued on next page</i>

**Table 13-1.** Atomic Weights of the Elements 2001—*Continued*

Name	Sym.	No.	Atomic Wt.	Notes	Name	Sym.	No.	Atomic Wt.	Notes
Terbium	Tb	65	158.92534(2)		Ununquadium	Uuq	114	*	
Thallium	Tl	81	204.3833(2)		Unununium	Uuu	111	*	
Thorium	Th	90	232.0381(1)*	<i>g</i>	Uranium	U	92	238.02891(3)*	<i>g, m</i>
Thulium	Tm	69	168.93421(2)		Vanadium	V	23	50.9415(1)	
Tin	Sn	50	118.710(7)	<i>g</i>	Xenon	Xe	54	131.293(6)	<i>g, m</i>
Titanium	Ti	22	47.867(1)		Ytterbium	Yb	70	173.04(3)	<i>g</i>
Tungsten	W	74	183.84(1)		Yttrium	Y	39	88.90585(2)	
Ununbium	Uub	112	*		Zinc	Zn	30	65.409(4)	
Ununhexium	Uuh	116	*		Zirconium	Zr	40	91.224(2)	<i>g</i>
Ununnilium	Uun	110	*						

Notes: Scaled to the relative atomic mass,  $A_r(^{12}\text{C}) = 12$ , where  $^{12}\text{C}$  is a neutral atom in its nuclear and electronic ground state.

The atomic weights of many elements are not invariant but depend on the origin and treatment of the material. The standard values of  $A_r(\text{E})$  and the uncertainties (in parentheses following the last significant figure to which they are attributed) apply to elements of natural terrestrial origin. The footnotes to this table elaborate the types of variation that may occur for individual elements and that may be larger than the listed uncertainties of values of  $A_r(\text{E})$ . Names of elements with atomic numbers 110 to 116 are provisional.

\*Element has no stable nuclides. However, three such elements (Pa, Th, and U) do have a characteristic terrestrial isotopic composition, and for these an atomic weight is tabulated.

†Commercially available Li materials have atomic weights that range between 6.939 and 6.996; if a more accurate value is required, it must be determined for the specific material.

*g* Geological specimens are known in which the element has an isotopic composition outside the limits for normal material. The difference between the atomic weight of the element in such specimens and that given in the table may exceed the stated uncertainty.

*m* Modified isotopic compositions may be found in commercially available material because it has been subjected to an undisclosed or inadvertent isotopic fractionation. Substantial deviations in atomic weight of the element from that given in the table can occur.

*r* Range in isotopic composition of normal terrestrial material prevents a more precise  $A_r(\text{E})$  being given; the tabulated  $A_r(\text{E})$  value should be applicable to any normal material.

Source: Reprinted with permission from IUPAC, 2003. Copyright 2003 IUPAC.

► Write the names of chemical compounds in roman type and treat them as common nouns. (Names for chemical compounds are discussed further in Chapter 12.)

benzaldehyde	isopropyl iodide
calcium carbonate	magnesium sulfate
chlorobenzene	mercuric sulfate
ethanol	methyl salicylate
hydrochloric acid	phenol
iron(III) nitrate	sodium hydroxide

► Use roman type for the symbols for chemical compounds.

BaSO <sub>4</sub>	CH <sub>3</sub> COOH	NaOH
C <sub>2</sub> H <sub>5</sub> OH	Fe(NO <sub>3</sub> ) <sub>3</sub>	Ni <sub>3</sub> P <sub>2</sub> O <sub>8</sub>
C <sub>6</sub> H <sub>5</sub> Cl	H <sub>3</sub> PO <sub>4</sub>	P <sub>2</sub> S <sub>5</sub>
C <sub>6</sub> H <sub>5</sub> OH	HCl	VF <sub>5</sub>
CaCO <sub>3</sub>	HgSO <sub>4</sub>	Zn(C <sub>2</sub> H <sub>3</sub> O <sub>2</sub> ) <sub>2</sub>

► You may use both chemical symbols and element names in text, but it is best to use one or the other consistently. Do not mix symbols and words within a name.

NaCl *or* sodium chloride, *not* Na chloride

► Unnamed elements may be designated by using the atomic number (for example, element 125). They may also be designated by using the systematic name or symbol devised by IUPAC for elements of atomic number greater than 100 that have not yet received trivial names. In this system, an element name consists of a series of numerical roots corresponding to the numerals in the atomic number of the element, followed by “ium”. The roots are as follows:

0	nil	4	quad	7	sept
1	un	5	pent	8	oct
2	bi	6	hex	9	enn
3	tri				

The symbols consist of the first letters of the numerical roots.

#### EXAMPLES

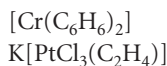
element 146	unquadhexium	Uqh
element 187	unoctseptium	Uos
element 209	binilennium	Bne
element 290	biennilium	Ben
element 501	pentnilunium	Pnu
element 502	pentnilbium	Pnb
element 503	pentniltrium	Pnt
element 900	ennilnilium	Enn

Drop the final “n” in “enn” when it is followed by “nil” (see elements 290 and 900) and the final “i” in “bi” and “tri” when they are followed by “ium” (see elements 502 and 503).

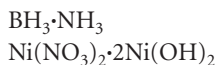
► You may use common abbreviations for organic groups in formulas and structures, but not in text. These (and only these) abbreviations need not be defined.

Ac	acetyl	Bn, Bzl	benzyl
Ar	aryl	Et	ethyl
Bu	butyl	Me	methyl
<i>i</i> -Bu	isobutyl	Ph	phenyl
<i>sec</i> -Bu	<i>sec</i> -butyl	Pr	propyl
<i>t</i> -Bu	<i>tert</i> -butyl	<i>i</i> -Pr	isopropyl
Bz	benzoyl	R, R'	alkyl

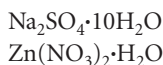
► Use square brackets in formulas for *coordination entities*.



- In the formula for an *addition compound*, use a centered dot, closed up on each side. (Although the IUPAC books show a space on each side, this spacing would wreak havoc with many typesetting systems.)



*Water of hydration* follows a centered dot, closed up on each side.



- Use either a slash or an en dash between components of a mixture, but not a colon.

dissolved in 5:1 glycerin/water  
dissolved in 5:1 glycerin–water

the metal/ligand (1:1) reaction mixture  
the metal–ligand (1:1) reaction mixture  
the metal–ligand (1/1) reaction mixture

the methane/oxygen/argon (1/50/450) matrix  
the methane/oxygen/argon (1:50:450) matrix

## Reference to the Periodic Table

- Always use lowercase for the word “group”, even with a specific number.

group 15 elements  
group IVB elements

- Always use lowercase for the words “periodic table”.

The elements in group 8 of the periodic table include Fe, Ru, and Os.

## Atoms and Molecules

Nuclide descriptors are specified with superscripts and subscripts to the element symbol, as follows.

### *Use the Left Superscript for Mass Number*

- The mass number of an atom is usually shown only for isotopes or in discussions of isotopes.



**Use the Left Subscript for Atomic Number**

- The atomic number of an atom is usually used only in discussions of nuclear chemistry.

**Use the Right Superscript for Ionic Charge**

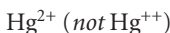
- The charge number is followed by the sign of the ionic charge. When the charge number is 1, only the sign is used.



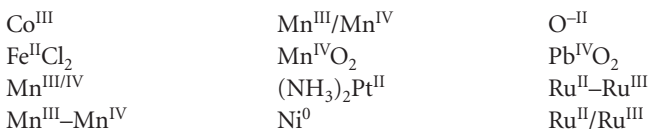
- Stagger the subscript and superscript; do not align them. The subscript comes first with ionic charge.



- Do not use multiple plus or minus signs, and do not circle the charge.

**Use the Right Asterisk for Excited Electronic State****Use the Right Superscript for Oxidation Number**

- You may use superscript roman numerals for oxidation numbers. In formulas, do not use numbers on the line to avoid confusion with the symbols for iodine or vanadium.



- Stagger the subscript and superscript; do not align them. The subscript follows the superscript with oxidation number.

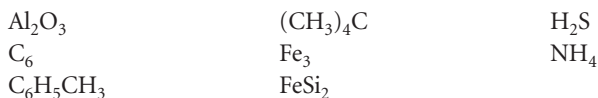


- You may also write oxidation numbers on the line in parentheses closed up to the element name or symbol.

cobalt(III) *or* Co(III)  
 copper(II) *or* Cu(II)  
 diammineplatinum(II)  
 ferrate(VI) ion  
 iron(II) *or* Fe(II)  
 iron(II) chloride  
 manganese(IV) oxide  
 Mn(III)–Mn(IV) complex  
 Mn(III)/Mn(IV) complex  
 potassium tetracyanonickelate(0)

### ***Use the Right Subscript for Number of Atoms***

- With an element symbol, use a subscript to indicate the number of atoms, whether in formulas or in narrative text.



The  $\text{C}_{60}$  fullerene molecule is shaped like a soccer ball.

- With an element name, follow the usual conventions for numbers in text.

Molecules composed of 60 carbon atoms are shaped like soccer balls.

In this reaction, three hydrogen atoms are lost.

### ***Atom in a Specific Position***

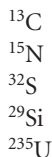
- Use either words or symbols and numbers on the line to refer to an atom in a specific position.

at the carbon in the 6-position *or* at C6 *or* at C-6

the atom in the  $\beta$ -position *or* the  $\beta$  atom

## **Isotopes**

- Specify the isotope of an element by a mass number written as a left superscript to the element symbol.



► Alternatively, indicate an isotope by using the spelled-out element name hyphenated to its mass number.

carbon-14  
uranium-235

► In either case, the isotope name or symbol is pronounced first, then the number. Thus,  $^{14}\text{C}$  is pronounced “c fourteen”. Consequently, choose the article (a or an) preceding the isotope to accommodate the pronunciation of the element name or symbol, not the number.

a carbon-14 isotope	a $^{14}\text{C}$ isotope (pronounced “c fourteen”)
a hydrogen-3 isotope	an $^3\text{H}$ isotope (pronounced “aitch three”)
a nitrogen-15 isotope	an $^{15}\text{N}$ isotope (pronounced “en fifteen”)

► Use the symbols  $^2\text{H}$  or D for deuterium and  $^3\text{H}$  or T for tritium when no other nuclides are present.

$\text{D}_2\text{O}$	$\text{CH}_3\text{O}^3\text{H}$	$^2\text{H}_2\text{S}$
$\text{CD}_2\text{H}_2$	$(\text{T}_2\text{N})_2\text{CO}$	$\text{CH}_2\text{TOH}$
$^3\text{H}_2$	$\text{HDSO}_4$	$^3\text{H}_2$

An *isotopically unmodified* compound is one whose isotopic nuclides are present in the proportions that occur in nature. An *isotopically modified* compound has a nuclide composition that deviates measurably from that occurring in nature.

An *isotopically substituted* compound has a composition such that all of the molecules of the compound have only the indicated nuclides at the designated positions. To indicate isotopic substitution in formulas, the nuclide symbols are incorporated into the formulas. To indicate isotopic substitution in spelled-out compound names, the number and symbol (and locants if needed) are placed in parentheses closed up to the name.

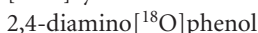
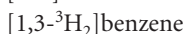
$\text{N}^{15}\text{NF}_2$	$^{238}\text{UCl}_3$	$(^{15}\text{N})\text{ammonia}$
$^{24}\text{NaCl}$	$^{32}\text{PO}_4^{3-}$	$(^{14}\text{C}_6)\text{glucose}$
$\text{H}_2\text{N}^{14}\text{CONH}_2$	$\text{Mo}(^{12}\text{CO})_6$	$(1,3\text{-}^3\text{H}_2)\text{benzene}$
$^{14}\text{CH}_4$	$\text{Na}_2^{35}\text{S}$	1-chloro( $2\text{-}^3\text{H}$ )benzene

An *isotopically labeled* compound is a mixture of an isotopically unmodified compound with an analogous isotopically substituted compound or compounds. Isotopically labeled compounds may be specifically labeled or selectively labeled. To indicate isotopic labeling, the number and symbol (and locants if needed) are enclosed in square brackets closed up to the compound name or formula.

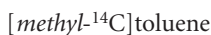
#### SPECIFICALLY LABELED:

$[^{14}\text{C}]\text{H}_4$   
 $\text{CH}_2[{}^2\text{H}_2]$   
 $\text{CH}_3\text{CH}_2[{}^{18}\text{O}]\text{H}$

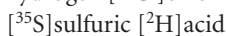
## SELECTIVELY LABELED:



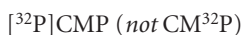
- When the isotope position is specified by a group name that is part of the parent compound, italicize the group name.



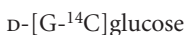
- Isotopically labeled compounds may also be described by inserting the symbol in brackets into the name of the compound.



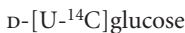
- Do not use the left superscript within an abbreviation.



- To indicate *general labeling*, use the symbol G in the names of selectively labeled compounds in which all positions of the designated element are labeled, but not necessarily in the same isotopic ratio.



- To indicate *uniform labeling*, use the symbol U in the names of selectively labeled compounds in which all positions of the designated element are labeled in the same isotopic ratio.



- When it is unknown or irrelevant whether the compound is isotopically labeled or isotopically substituted, simply hyphenate the isotope symbol to the compound name and do not use square brackets or parentheses.



The *Boughton system*, used in *Chemical Abstracts*, does not distinguish between labeling and substitution. The isotopic variation is shown by the symbol for the isotope (with a subscript numeral to indicate the number of isotopic atoms) placed after the name or relevant portion of the name; locants are cited



if necessary. The locants and symbols are in italics, except subscripts and Greek letters, and hyphens are used to separate them.

acetamide- $1\text{-}^{13}\text{C}\text{-}^{15}\text{N}$   
 acetic- $^{17}\text{O}_2$  acid  
 benzeneacetic-*carboxy*, $\alpha\text{-}^{14}\text{C}_2$  acid  
 benzoic- $^{18}\text{O}$  acid  
 4-(2-propenyl- $3\text{-}^{13}\text{C}\text{-oxy}$ )benzoic acid  
 toluene-*methyl*- $^{14}\text{C}$

► In this system, deuterium and tritium are represented by italic lowercase letters *d* and *t*, respectively.

acetic- $t_3$  acid-*t*  
 alanine-*N,N,1-d*<sub>3</sub>  
 ammonia-*d-t*  
 ethane-*1-d-2-t*  
 1-(ethyl- $2,2,2\text{-d}_3$ )-4-(methyl- $d_3$ )benzene  
 methan-*t-ol*  
 methane- $d_4$   
 tri(silyl- $d_3$ )phosphine  
 urea- $t_4$

## Radicals

► In the formula of a free radical, indicate the unshared electron by a superscript or centered dot closed up to the element symbol or formula. The superscript dot comes after the symbol or formula; centered dots come before or after the symbol or formula.

Br <sup>•</sup>	H <sup>•</sup>	•SH
Br <sup>•</sup>	HO <sup>•</sup>	(SiH <sub>3</sub> ) <sup>•</sup>
•CH <sub>3</sub>	•NH <sub>2</sub>	•SnH <sub>3</sub>
C <sub>6</sub> H <sub>5</sub> <sup>•</sup>		

► Charged radical cations and anions are often indicated by the symbol, formula, or structure with a superscript dot followed by a plus or minus sign. However, in mass spectrometry, the reverse is used. Therefore, use the order of dots and signs for charges that is appropriate for the context.

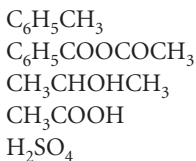
(Ag <sub>2</sub> ) <sup>+•</sup>	R <sup>-•</sup>	R <sup>(•)(2-)</sup>
C <sub>6</sub> H <sub>5</sub> NO <sup>3-•</sup>	R <sub>2</sub> <sup>+•</sup>	(SO <sub>2</sub> ) <sup>-•</sup>
HCO <sup>+•</sup>		

### MASS SPECTROMETRY

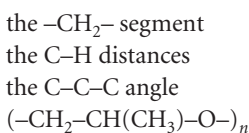
C<sub>3</sub>H<sub>6</sub><sup>+•</sup>  
 R<sup>+•</sup>

## Bonds

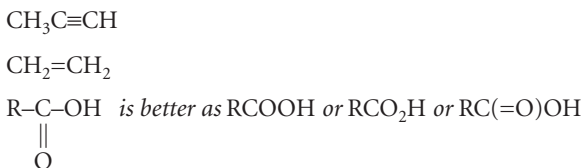
- For linear formulas in text, do not show single bonds unless the bonds are the subject of the discussion.



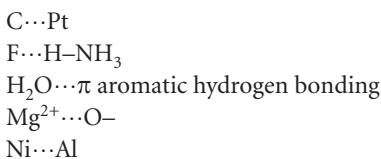
- When necessary for the discussion, indicate bonds by en dashes.



- When necessary, show double and triple bonds in linear formulas.



- Use three centered dots to indicate association of an unspecified type (e.g., hydrogen bonding, bond formation, or bond breaking).



## Crystallography

### *Planes and Directions in Crystals*

- Miller indices of a crystal face or a single net plane are enclosed in parentheses. (123) or (*hkl*) is a plane or set of planes that describe crystal faces; (*h*<sub>1</sub>*h*<sub>2</sub>*h*<sub>3</sub>) is a single net plane.
- Laue indices are not enclosed. 123 or *hkl* is the Bragg reflection from the set of net planes (123) or (*hkl*), respectively.

► Indices of a set of all symmetrically equivalent crystal faces or net planes are enclosed in braces.  $\{hkl\}$  is a form.

► Indices of a zone axis or lattice direction are enclosed in square brackets.  $[123]$  or  $[uvw]$  is a direction.

► Indices of a set of symmetrically equivalent lattice directions are enclosed in angle brackets.  $\langle uvw \rangle$  represents all crystallographically equivalent directions of the type  $[uvw]$ .

$\bar{1}20$   
 $1,10,1$   
 $11,0,1$   
 $1,-2,0$  reflections  
 the (111) face  
 the (120) face  
 the [001] axis  
 the [010] direction  
 the [101] direction  
 $h00$  diffraction lines  
 the  $hk0$  zone  
 the 002 reflection  
 the  $00l$  class of reflections

► When indices are used with spelled-out element names, separate the name of the element and the index with a space.

copper (111)  
 rhenium (010)  
 a gold (111) substrate  
 on silicon (111) surfaces  
 the silver (110) surface

► However, when indices are used with element symbols, close up the element symbol to the index.

Au(210)  
 CdTe(100)  
 Cu(111)  
 GaAs(100)  
 Rh(010)  
 Si(400)  
 an iodine-modified Ag(111) electrode  
 the Ag(110) surface

## Types of Crystal Lattices

bcc	body-centered cubic
ccp	cubic close-packed
fcc	face-centered cubic
hcp	hexagonal close-packed

## Symmetry Operations and Structural Point Groups

► Use italic type for the letters in symmetry operations and structural point groups. The symbols (Schoenflies) are as follows: *E*, identity; *C*, cyclic; *D*, dihedral; *T*, tetrahedral; *O*, octahedral; *I*, icosahedral; *S*, rotation–reflection; and  $\sigma$ , mirror plane. Align subscripts and superscripts.

$C_1$	$C_{2h}$	$S_3$
$C_i$	$C_{3h}$	$S_4$
$C_s$	$D_{2d} (V_d)$	$2S_6$
$C_2$	$D_{3d}$	$S_8$
$C_2^3$	$D_{4d}$	$\sigma$
$C_2^4$	$D_{2h} (V_h)$	$2\sigma_v$
$C_{\infty}$	$D_{3h}$	$3\sigma_v$
$C_{2v}$	$D_{4h}$	$4\sigma_v$
$C_{3v}$	$D_{\infty h}$	$3\sigma_d$
$C_{4v}$	$I_h$	$\sigma_h$
$C_{\infty v}$	$O_h (K_h)$	$T_d$

## Crystallographic Point Groups

► Use arabic numerals or combinations of numerals and the italic letter *m* to designate the 32 crystallographic point groups (Hermann–Mauguin). The number is the degree of the rotation, and *m* stands for mirror plane. Use an overbar to indicate rotation inversion.

1	<i>mmm</i>	$6/mmm$
<i>m</i>	$4mm$	$\bar{4}3m$
$2/m$	32	$m\bar{3}m$
<i>mm2</i>	622	

## Space Groups

► Designate space groups by a combination of unit cell type and point group symbol, modified to include screw axes and glide planes (Hermann–Mauguin); 230 space groups are possible. Use italic type for conventional types of unit cells (or Bravais lattices): *P*, primitive; *I*, body-centered; *A*, A-face-centered; *B*, B-face-centered; *C*, C-face-centered; *F*, all faces centered; and *R*, rhombohedral.

<i>Pnma</i>	<i>Pnn2</i>	<i>P1</i>
<i>C2/c</i>	<i>P4<sub>3</sub>2<sub>1</sub>2</i>	<i>Fdd2</i>
<i>Pbcn</i>	<i>Fm3m</i>	<i>Aba2</i>
<i>I4<sub>1</sub>/a</i>	<i>R3m</i>	<i>I4/mmm</i>
<i>Fd3m</i>	<i>Cmc2<sub>1</sub></i>	

## Crystallographic Information File

A description of the Crystallographic Information File, CIF, is included in Appendix 13-2.

## Chirality

- Use italic type for certain chirality symbols and symmetry site terms.

<i>A</i>	anticlockwise	<i>OC</i>	octahedron
<i>C</i>	clockwise	<i>TP</i>	trigonal phase
<i>CU</i>	cube	<i>TPR</i>	trigonal prism
<i>DD</i>	dodecahedron	<i>TPY</i>	trigonal pyramid

These symbols are often combined with coordination numbers and position designations for stereochemical descriptors (e.g., *OC*-6-11').

- In chemical names, use (*R*) and (*S*), with designated locants when applicable, as prefixes to designate absolute configuration.

(*R*)-hydroxyphenylacetic acid  
 (*S*)-2,3-dihydroxypropanoic acid  
 (1*S*,2*S*,4*R*)-trichloro-1,2,4-trimethylcyclohexane

- Indicate optical rotation by plus and minus signs in parentheses and hyphenate them to the chemical name.

(±)-4-(2-aminopropyl)phenol  
 (+)-glucose  
 (-)-tartaric acid

- Use small capital letters *D* and *L* for absolute configuration with amino acids and carbohydrates.

<i>β</i> - <i>D</i> -cellotetraose	5-hydroxy- <i>L</i> -lysine
<i>D</i> -allothreonine	hydroxy- <i>L</i> -proline
<i>D</i> -glucose	<i>L</i> -alanine
<i>D</i> -valine	<i>L</i> -alloisoleucine
<i>DL</i> -leucine	<i>L</i> -ascorbic acid
hydroxy- <i>DL</i> -glutamic acid	<i>L</i> -phenylalanine

- Use a hyphen between (+) or (–) and D or L.

(–)-D-fructose

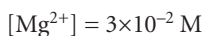
(–)-D-glyceraldehyde

(+)-L-phosphoglycerol

## Concentration

- Use square brackets enclosing an element symbol or formula to indicate its concentration in reactions and equations, but not in narrative text.

CORRECT



The Mg concentration decreased with repeated washings.

INCORRECT

The [Mg] was found to be greater in the unwashed samples.

- Do not use square brackets to indicate concentration with a spelled-out name.

[Ca<sup>2+</sup>] (*not* [calcium])

[NaCl] (*not* [sodium chloride])

- Do not use italic type for the chemical concentration unit M (molar, moles per cubic decimeter, moles per liter) or the unit N (normal). Use italic type for the unit *m* (molal, moles per kilogram). Use a space between the number and these abbreviations, that is, on each side of these abbreviations.

8 M urea

1 mM EDTA

6 N HCl

2.0 *m* NaOH

- When concentration is given as percentage, use the percent sign closed up to the number.

20% H<sub>2</sub>SO<sub>4</sub>

90% acetonitrile/10% water

- Generally, the negative logarithm of the hydrogen ion concentration is denoted by pH; the negative logarithm of the hydroxide ion concentration is denoted by pOH. Use a space to separate pH or pOH and the number. Use

roman type for pH and pOH; always use lowercase for “p”; always capitalize “H” and “OH”.

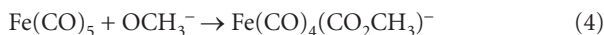
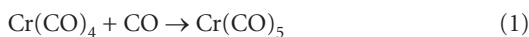
Solutions were titrated to pH >11.

The UV spectra were measured at pH 6.

A pOH of <12 was acceptable.

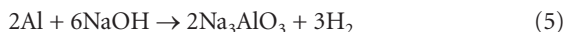
## Chemical Reactions

► Short chemical reactions may be run into text or they may be displayed and numbered, if numbering is needed. Long chemical reactions should be displayed separately from the text. The sequential numbering system used may integrate both chemical and mathematical equations, or separate sequences using different notations may be used for different types of equations (e.g., eqs 1–3 could be used for a set of chemical reactions and eqs I–III could be used for a set of mathematical equations). The use of lettering, rather than numbering, sequences is also acceptable.

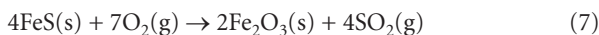


► Many kinds and combinations of arrows can be used. For example, two full arrows in opposite directions ( $\rightleftharpoons$ ) indicate a reaction that is proceeding in both directions. Two arrows with half heads in opposite directions ( $\rightleftharpoons$ ) indicate a reaction in equilibrium. A single arrow with heads on both sides ( $\leftrightarrow$ ) indicates resonance structures, not a reaction.

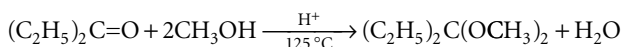
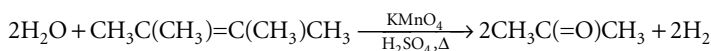
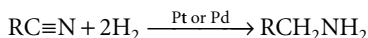
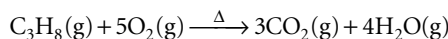
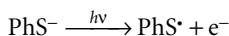
► Specify the number of each species (molecules, atoms, ions, etc.) of reactants and products by a numeral written on the line and closed up to the symbol.



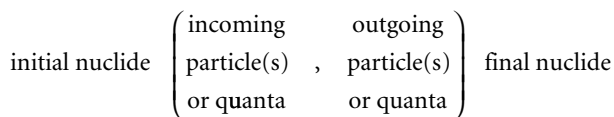
► To indicate the aqueous, solid, liquid, or gas state, use the appropriate abbreviations on the line, in parentheses, and with no space preceding them.



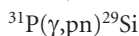
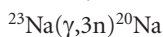
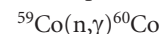
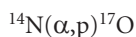
► Indicate reaction conditions and catalysts over and under the arrow in a smaller type size. The Greek capital letter delta indicates heat;  $h\nu$  indicates light, where  $h$  is Planck's constant and the Greek letter nu is the photon frequency.



- Specify *nuclear reactions* according to the following scheme:



#### EXAMPLES



- Treat *chemical equations* that include structures with rings as illustrations. They are discussed in Chapter 17.

- Abbreviate reaction types with capital roman letters and arabic numerals.

$\text{S}_{\text{N}}1$	$\text{S}_{\text{N}}2$	first- and second-order nucleophilic substitution, respectively
E1	E2	first- and second-order elimination, respectively
$\text{S}_{\text{RN}}1$	$\text{S}_{\text{RN}}2$	first- and second-order radical nucleophilic substitution, respectively

- Subscripts denote a chemical process or reaction.

ads	adsorption
at	atomization
c	combustion
dil	dilution
dpl	displacement
f	formation
fus	fusion
imm	immersion
mix	mixing
r	reaction in general
sol	solution
sub	sublimation
trs	transition
vap	vaporization



► Certain superscripts are recommended.

‡	activated complex, transition state
'	apparent
E	excess quantity
id	ideal
∞	infinite dilution
*	pure substance
°, °	standard state

## Reporting Analytical Data

There is no best way to present data. A presentation that is suitable for one paper or publication may be unsuitable for another. The following are examples of acceptable presentations of analytical data. These are not necessarily real examples; they may be combinations of data from two or more samples, intended to show various style possibilities. You need not define the abbreviations and symbols in the paper.

### Melting and Boiling Points

mp 175.5 °C (lit.<sup>25</sup> mp 175–176 °C)

mp 225 °C dec

bp 127 °C

Abbreviations: mp, melting point; bp, boiling point; lit., literature value; and dec, decomposition. A full space is used between the number and the unit °C; the degree symbol is closed up to the C. A superscript number after “lit.” denotes the number of the reference.

### Specific Rotation

$[\alpha]_D^{20} + 25.4$  ( $c$  1.00, CHCl<sub>3</sub>)

Abbreviations:  $\alpha$ , specific rotation; D, the sodium D line or wavelength of light used for the determination; and the superscript number, temperature (°C) at which the determination was made. In parentheses:  $c$  stands for concentration; the number following  $c$  is the concentration in grams per 100 mL of solution; and last is the solvent name or formula.

### NMR Spectroscopy

<sup>1</sup>H NMR (400 MHz, CD<sub>3</sub>OD,  $\delta$ ): 8.73 (s, 3H, –OCH<sub>3</sub>), 7.50 (s, 1H, CH), 7.15 (d,  $J$  = 8.2 Hz, 1H, Ar H), 6–3 (br s, 5H, NH and NH<sub>2</sub>).

Compound 5: <sup>1</sup>H NMR (500 MHz, CDCl<sub>3</sub>,  $\delta$ ) 1.12 (t,  $J$  = 7.1 Hz, –CH<sub>2</sub>CH<sub>3</sub>, 3H), 3.34 (q,  $J$  = 7.1 Hz, –CH<sub>2</sub>CH<sub>3</sub>, 2H), 3.38 (t,  $J$  = 6.0 Hz, –CH<sub>2</sub>CH<sub>2</sub>OH, 2H), 3.72 (t,  $J$  = 6.0 Hz, –CH<sub>2</sub>CH<sub>2</sub>OH, 2H), 6.57 (dd,  $J$  = 8.7 Hz, Ar H, 2H).

<sup>13</sup>C NMR (DMSO-*d*<sub>6</sub>,  $\delta$ ): 175.4 (C=O), 156.5 (C<sub>4</sub>), 147.4 (C<sub>6</sub>), 138.3 (C<sub>2</sub>), 110.5 (d,  $J$  = 11.3 Hz, C<sub>5</sub>), 52.3 (CH<sub>3</sub>), 28.4 and 28.8 (C<sub>7</sub>).

$^{13}\text{C}$  NMR (DMSO- $d_6$ ,  $\delta$ ): 0.43 (2C), 27.56 (4C), 131.8 (1C), 161.9 (2C).

$^{13}\text{C}$  NMR ( $\text{CDCl}_3$ , 75.4 MHz):  $\delta$  213.50 (s, C-21), 178.27 (s, C-2), 168.69 (s, C-8), 164.61 (d, C-10), 119.67 (d, C-7), 52.45 (t, C-22), 38.95 (q, C-25).

$^{13}\text{C}$  NMR ( $\text{C}_6\text{D}_{12}$ ,  $\delta$ ): 6.51 (s,  $\text{C}_5\text{Me}_5$ ), 14.41 (d,  $J = 157$  Hz,  $\text{PMe}_3$ ), 28.68 (s, Me), 105.1 (t,  $J = 3.7$  Hz,  $\text{C}_5\text{Me}_5$ ), 128.52 (s), 135.19 (br s), 212.56 (C=O).

If the experimental conditions have already been described elsewhere in the paper, they need not be repeated.

NMR: 3.81, 2.56, and 2.12 ppm.

Compound **27**: NMR 5.14, 3.90, 2.67, and 1.88 ppm.

Abbreviations:  $\delta$ , chemical shift in parts per million (ppm) downfield from the standard;  $J$ , coupling constant in hertz; and the multiplicities s, singlet; d, doublet; t, triplet; q, quartet; and br, broadened. Italicized elements or groups are those that are responsible for the shifts.

## IR Spectroscopy

IR (KBr)  $\bar{\nu}_{\text{max}}$ : 967 (Ti=O), 3270  $\text{cm}^{-1}$  (NH).

IR (KBr, thin film)  $\bar{\nu}_{\text{max}}$  ( $\text{cm}^{-1}$ ): 3017, 2953 (s, OH), 2855 (s), 2192, 1512, 1360, 1082, 887.

IR (dry film)  $\bar{\nu}_{\text{max}}$ : 3324 (OH), 2973–2872 (CH, aliphatic), 1706 (C=O, ketone), 1595, 1437, 1289, 1184, 1048, 870, 756, 677  $\text{cm}^{-1}$ .

IR: 2000, 2030, 2040, 2050  $\text{cm}^{-1}$ .

IR ( $\text{cm}^{-1}$ ): 3130, 3066, 2964, 1654, 1500, 1371.

Compound **6**: IR 2910, 2487, 1972, 1564, 1190  $\text{cm}^{-1}$ .

GC–FTIR  $\bar{\nu}_{\text{max}}$  ( $\text{cm}^{-1}$ ): 2979 (w), 1400 (m), 1264 (s), 827 (vs).

Abbreviations:  $\bar{\nu}_{\text{max}}$  is the wavenumber of maximum absorption peaks in reciprocal centimeters, and the absorptions are w, weak; m, medium; s, strong; vw, very weak; vs, very strong; and br, broad.

## Mass Spectrometry

MS  $m/z$  (relative intensity): 238.2058 (44.8%), 195.1487 (100%), 153.1034 (21.2%).

GC–MS  $m/z$  (% relative intensity, ion): 202 (9, M + 4), 200 (32, M + 2), 198 (23,  $\text{M}^+$ ), 142 (35, M – 2CO), 321 (95, M – Me), 415 ( $\text{M}^+$  – Cl).

HRMS–FAB ( $m/z$ ): [ $\text{M} + \text{H}$ ] $^+$  calcd for  $\text{C}_{21}\text{H}_{38}\text{N}_4\text{O}_6\text{S}$ , 475.259; found, 475.256.

EIMS (70 eV)  $m/z$ :  $\text{M}^+$  420 (15), 241 (15), 201 (59), 135 (14), 69 (23).

Abbreviations:  $m/z$  is the mass-to-charge ratio, M is the molecular weight of the molecule itself,  $\text{M}^+$  is the molecular ion, HRMS is high-resolution mass spectrometry, FAB is fast atom bombardment, and EIMS is electron-impact mass spectrometry.

**UV-Visible Spectroscopy**

UV (hexanes)  $\lambda_{\text{max}}$  nm ( $\epsilon$ ): 250 (1070).

UV (CH<sub>3</sub>OH)  $\lambda_{\text{max}}$  (log  $\epsilon$ ): 210 (3.33), 242 (sh, 3.02), 288 (sh, 2.21), 421 nm (3.16).

Abbreviations:  $\lambda_{\text{max}}$  is the wavelength of maximum absorption in nanometers;  $\epsilon$  is the molar absorption coefficient or molar absorptivity; and sh is the shoulder. The wavenumber,  $\bar{\nu}$ , in reciprocal micrometers, might also be given.

**Quantitative Analysis**

Anal. Calcd for C<sub>45</sub>H<sub>28</sub>N<sub>4</sub>O<sub>7</sub>: C, 62.47; H, 3.41; N, 6.78. Found: C, 61.80; H, 3.55; N, 6.56.

All values are given as percentages.

**X-ray Diffraction Spectroscopy**

- Separate the element and its spectral line by a space.

Au L <sub>I</sub>	Cu K $\alpha$	Cu K $\alpha$ radiation
Au L <sub>III</sub>	Cu K $\beta$	the Co K absorption edge
Cr K	Mo K $\alpha$	the Ni K edge

**Citing ASTM, ANSI, and ISO Standards**

ASTM International, originally known as the American Society for Testing and Materials; ANSI, the American National Standards Institute; and ISO, the International Organization for Standardization, are organizations that set standards in a variety of areas.

- For ASTM standards, separate the letter and the number of the standard by a space. For ANSI standards, close up the letter and the number.

## ASTM

D 3137	DS 4B	STP 1249
D 573	DS 64	STP 169C
D 130	DS 48A	STP 315I
D 1660	E 380-93	

as described in ASTM Standard D 1223

## ANSI

Z358.1-1990	Z88.2-1992
-------------	------------

as noted in ANSI Standard H35.1M-1993

## ISO

14020	9000	71.040
-------	------	--------

ISO/DIS 14010  
according to ISO Standard 11634



## APPENDIX 13-1

# Symbols for Commonly Used Physical Quantities

### Atoms and Molecules

NAME	SYMBOL	SI UNIT
Atomic mass	$m_a$	kg
Atomic mass constant	$m_u$	kg
Atomic number	$Z$	dimensionless
Decay constant	$\lambda$	$s^{-1}$
Electron rest mass	$m_e$	kg
Electronic term	$T_e$	$m^{-1}$
Elementary charge (of a proton)	$e$	C
$g$ factor, $g$ value	$g$	dimensionless
Ionization energy	$E_i, I$	J
Magnetogyric ratio	$\gamma$	$s^{-1} \cdot T^{-1}$
Mass number	$A$	dimensionless
Neutron number	$N$	dimensionless
Nucleon number	$A$	dimensionless
Planck constant	$h$	J·s
Planck constant/ $2\pi$	$\hbar$	J·s
Proton number	$Z$	dimensionless
Proton rest mass	$m_p$	kg
Rotational constants	$A, B, C$	$m^{-1}$
Rotational term	$F$	$m^{-1}$
Total angular momentum component	$m_j, m_J$	dimensionless
Total term	$T$	$m^{-1}$
Unified atomic mass unit	$m_u$	kg
Vibrational quantum number	$\nu$	dimensionless
Vibrational term	$G$	$m^{-1}$

### Chemical Kinetics

NAME	SYMBOL	SI UNIT
Boltzmann constant	$k, k_B$	J/K, J·K <sup>-1</sup>
Energy of activation; Arrhenius or activation energy	$E, E_a, E_A$	J/mol, J·mol <sup>-1</sup>
Half-life	$t_{1/2}$	s
Photochemical yield	$\phi$	dimensionless
Quantum yield	$\phi$	dimensionless

## Chemical Kinetics—Continued

NAME	SYMBOL	SI UNIT
Rate constant, first order	$k$	$s^{-1}$
Rate constant, second order	$k$	$\text{mol}^{-1}\cdot\text{s}^{-1}$
Rate of concentration change of substance B	$r_B$	$\text{mol}/(\text{m}^3\cdot\text{s}), \text{mol}\cdot\text{m}^{-3}\cdot\text{s}^{-1}$
Rate of conversion	$\dot{\zeta}$	$\text{mol}/\text{s}, \text{mol}\cdot\text{s}^{-1}$
Rate of reaction	$\nu$	$\text{mol}/(\text{m}^3\cdot\text{s}), \text{mol}\cdot\text{m}^{-3}\cdot\text{s}^{-1}$
Relaxation time	$\tau$	s
Scattering angle	$\theta$	rad
Standard enthalpy of activation	$\Delta^\ddagger H^\circ, \Delta H^\ddagger$	J/mol, $\text{J}\cdot\text{mol}^{-1}$
Standard entropy of activation	$\Delta^\ddagger S^\circ, \Delta S^\ddagger$	J/(mol·K), $\text{J}\cdot\text{mol}^{-1}\cdot\text{K}^{-1}$
Standard Gibbs energy of activation	$\Delta^\ddagger G^\circ, \Delta G^\ddagger$	J/mol, $\text{J}\cdot\text{mol}^{-1}$
Standard internal energy of activation	$\Delta^\ddagger U^\circ, \Delta U^\ddagger$	J/mol, $\text{J}\cdot\text{mol}^{-1}$
Temperature, absolute	$T$	K
Thermal energy	$kT$	J
Volume of activation	$\Delta^\ddagger V, \Delta V^\ddagger$	J/mol, $\text{J}\cdot\text{mol}^{-1}$

## Electricity and Magnetism

NAME	SYMBOL	SI UNIT
Capacitance	$C$	C/V, $\text{C}\cdot\text{V}^{-1}$ , F
Charge density	$\rho$	$\text{C}/\text{m}^3, \text{C}\cdot\text{m}^{-3}$
Conductance	$G$	S
Conductivity	$\kappa$	S/m, $\text{S}\cdot\text{m}^{-1}$
Dielectric polarization	$P$	$\text{C}/\text{m}^2, \text{C}\cdot\text{m}^{-2}$
Electric charge	$Q$	C
Electric current	$I$	A
Electric current density	$j$	$\text{A}/\text{m}^2, \text{A}\cdot\text{m}^{-2}$
Electric dipole moment	$p, \mu$	$\text{C}\cdot\text{m}$
Electric displacement	$D$	$\text{C}/\text{m}^2, \text{C}\cdot\text{m}^{-2}$
Electric field strength	$E$	V/m, $\text{V}\cdot\text{m}^{-1}$
Electric potential	$V, \phi$	V, J/C, $\text{J}\cdot\text{C}^{-1}$
Electric potential difference	$U, \Delta V, \Delta\phi$	V
Electric resistance	$R$	$\Omega$
Electric susceptibility	$\chi_e$	dimensionless
Electromagnetic moment	$\mu, m$	$\text{A}\cdot\text{m}^2, \text{J}/\text{T}, \text{J}\cdot\text{T}^{-1}$
Impedance	$Z$	$\Omega$
Inductance	$H$	A/m, $\text{A}\cdot\text{m}^{-1}$ , H
Magnetic field strength	$H$	A/m, $\text{A}\cdot\text{m}^{-1}$ , H
Magnetic flux	$\Phi$	Wb
Magnetic flux density	$B$	T
Magnetic induction	$B$	T
Magnetic moment	$M$	A/m, $\text{A}\cdot\text{m}^{-1}$
Magnetic susceptibility	$\chi$	dimensionless

**Electricity and Magnetism—Continued**

NAME	SYMBOL	SI UNIT
Magnetization	$M$	A/m, $A \cdot m^{-1}$
Permeability	$\mu$	H/m, $H \cdot m^{-1}$
Permittivity	$\epsilon$	F/m, $F \cdot m^{-1}$
Polarization (of a particle)	$\alpha$	$m^2 \cdot C \cdot V^{-1}$
Relative permeability	$\mu_r$	dimensionless
Relative permittivity	$\epsilon_r$	dimensionless
Resistance	$R$	$\Omega$
Resistivity	$\rho$	$\Omega \cdot m$
Self-inductance	$L$	H
Voltage	$U, \Delta V, \Delta\phi$	V

**Electrochemistry**

NAME	SYMBOL	SI UNIT
Charge number of an ion	$z$	dimensionless
Conductivity	$\kappa$	S/m, $S \cdot m^{-1}$
Diffusion rate constant	$k_d$	m/s, $m \cdot s^{-1}$
Electric current	$I$	A
Electric current density	$j$	$A/m^2$ , $A \cdot m^{-2}$
Electric mobility	$u$	$m^2/(V \cdot s)$ , $m^2 \cdot V^{-1} \cdot s^{-1}$
Electrode potential	$E$	V
Electrolytic conductivity	$\kappa$	S/m, $S \cdot m^{-1}$
Electromotive force (emf)	$E$	V
Elementary charge	$e$	C
Faraday constant	$F$	C/mol, $C \cdot mol^{-1}$
Half-wave potential	$E_{1/2}$	V
Ionic strength		
concentration basis	$I_c, I$	$mol/m^3$ , $mol \cdot m^{-3}$
molality basis	$I_m, I$	$mol/kg$ , $mol \cdot kg^{-1}$
Mass-transfer coefficient	$k_d$	m/s, $m \cdot s^{-1}$
Molar conductivity	$\Lambda$	$S \cdot m^2/mol$ , $S \cdot m^2 \cdot mol^{-1}$
Reduction potential	$E^\circ$	V
Standard electrode potential	$E^\circ$	V
Standard electromotive force (emf)	$E^\circ$	V
Surface charge density	$\sigma$	$C/m^2$ , $C \cdot m^{-2}$
Transport number	$t$	dimensionless

**General Chemistry**

NAME	SYMBOL	SI UNIT
Amount concentration	$c$	$mol/m^3$ , $mol \cdot m^{-3}$
Amount of substance	$n$	mol
Atomic weight	$A_r$	dimensionless
Concentration	$c$	$mol/m^3$ , $mol \cdot m^{-3}$
Degree of dissociation	$\alpha$	dimensionless

## General Chemistry—Continued

NAME	SYMBOL	SI UNIT
Extent of reaction	$\zeta$	mol
Mass fraction	$w$	dimensionless
Molality	$m, b$	mol/kg, mol·kg <sup>-1</sup>
Molar mass	$M$	kg/mol, kg·mol <sup>-1</sup>
Molar volume	$V_m$	m <sup>3</sup> /mol, m <sup>3</sup> ·mol <sup>-1</sup>
Molarity	$M$	mol/L, mol·L <sup>-1</sup>
Mole fraction	$x$	dimensionless
Molecular weight	$M_r$	dimensionless
Number concentration	$C, n$	m <sup>-3</sup>
Number density of entities	$C, n$	m <sup>-3</sup>
Number of entities	$N$	dimensionless
Partial pressure of substance B	$p_B$	Pa
Relative atomic mass	$A_r$	dimensionless
Relative molecular mass	$M_r$	dimensionless
Stoichiometric coefficient	$\nu$	dimensionless
Surface concentration	$\Gamma$	mol/m <sup>2</sup> , mol·m <sup>-2</sup>
Volume fraction	$\phi$	dimensionless

## Mechanics

NAME	SYMBOL	SI UNIT
Angular momentum	$L$	J·s
Density	$\rho$	kg/m <sup>3</sup> , kg·m <sup>-3</sup>
Energy	$E$	J
Force	$F$	N
Gravitational constant	$G$	N·m <sup>2</sup> /kg <sup>2</sup> , N·m <sup>2</sup> ·kg <sup>-2</sup>
Hamiltonian function	$H$	J
Kinetic energy	$E_k, K$	J
Lagrange function	$L$	J
Mass	$m$	kg
Moment of force	$M$	N·m
Moment of inertia	$I$	kg·m <sup>2</sup>
Momentum	$p$	kg·m/s, kg·m·s <sup>-1</sup>
Potential energy	$E_p, V$	J
Power	$P$	W
Pressure	$P, p$	Pa, N/m <sup>2</sup> , N·m <sup>-2</sup>
Reduced mass	$\mu$	kg
Relative density	$d$	dimensionless
Specific volume	$\nu$	m <sup>3</sup> /kg, m <sup>3</sup> ·kg <sup>-1</sup>
Surface tension	$\gamma$	N/m, N·m <sup>-1</sup> , J/m <sup>2</sup> , J·m <sup>-2</sup>
Torque	$T$	N·m
Weight	$G, W$	N
Work	$w, W$	J

## NMR Spectroscopy

NAME	SYMBOL	SI UNIT
Bohr magneton	$\mu_B, \beta$	$J/T, J \cdot T^{-1}$
Bohr radius	$a_0$	m
Chemical shift, $\delta$ scale	$\delta$	dimensionless
Coupling constant		
(indirect) spin–spin	$J_{AB}$	Hz
direct (dipolar)	$D_{AB}$	Hz
reduced spin–spin	$K_{AB}$	$T^2 \cdot J^{-1}, N \cdot A^{-2} \cdot m^{-3}$
Delay time	$\tau$	s
Electron spin quantum component	$m_s, m_S$	dimensionless
Electron spin quantum number	$s, S$	dimensionless
Hyperfine coupling constant	$a, A, T$	Hz
Larmor angular frequency	$\omega_L$	$s^{-1}$
Larmor frequency	$\nu_L$	Hz
Magnetogyric ratio	$\gamma$	$s^{-1} \cdot T^{-1}$
Nuclear magneton	$\mu_N$	$J/T, J \cdot T^{-1}$
Nuclear spin quantum component	$M_I$	dimensionless
Nuclear spin quantum number	$I$	dimensionless
Orbital quantum number	$l, L$	dimensionless
Orbital quantum number component	$m_l, m_L$	dimensionless
Principal quantum number	$n$	dimensionless
Quadrupole moment	$Q, \Theta$	$C \cdot m^2$
Relaxation time		
longitudinal	$T_1$	s
transverse	$T_2$	s
Shielding constant	$\sigma$	dimensionless

## Polymer Chemistry

NAME	SYMBOL	SI UNIT
Bulk modulus	$K$	Pa
Complex permittivity	$\epsilon^*$	$F/m, F \cdot m^{-1}$
Crack-tip radius	$\rho_c$	m
Electrophoretic mobility	$\mu$	$m^2 \cdot V^{-1} \cdot s^{-1}$
Flory–Huggins interaction parameter	$\chi$	
Fracture strain	$\gamma_f, \epsilon_f$	dimensionless
Fracture stress	$\sigma_f$	Pa
Glass-transition temperature	$T_g$	K
Modulus of elasticity	$E$	Pa
Tensile strength	$\sigma$	Pa
Viscosity	$\nu$	$Pa \cdot s$
Volume fraction	$V_f$	dimensionless
Yield stress	$\sigma_y$	Pa
Young's modulus	$E$	Pa



## Radiation

NAME	SYMBOL	SI UNIT
Absorbance	$A$	dimensionless
Absorption factor	$\alpha$	dimensionless
Angle of optical rotation	$\alpha$	dimensionless, rad
Angular frequency	$\omega$	$s^{-1}$ , rad/s, $rad \cdot s^{-1}$
Emissivity, emittance	$\varepsilon$	dimensionless
Frequency	$\nu$	Hz
Linear decadic absorption coefficient	$a$	$m^{-1}$
Molar decadic absorption coefficient	$\varepsilon$	$m^2/mol$ , $m^2 \cdot mol^{-1}$
Molar refraction	$R_m$	$m^3/mol$ , $m^3 \cdot mol^{-1}$
Radiant energy	$Q, W$	J
Radiant intensity	$I$	$W/sr$ , $W \cdot sr^{-1}$
Radiant power	$P$	W
Refractive index	$n$	dimensionless
Speed of light	$c$	$m/s$ , $m \cdot s^{-1}$
Stefan–Boltzmann constant	$\sigma$	$W/(m^2 \cdot K^4)$ , $W \cdot m^{-2} \cdot K^{-4}$
Transmittance	$T$	dimensionless
Wavelength	$\lambda$	m
Wavenumber (in a vacuum)	$\bar{\nu}$	$m^{-1}$

## Space and Time

NAME	SYMBOL	SI UNIT
Acceleration	$a$	$m/s^2$ , $m \cdot s^{-2}$
Area	$A, S, A_S$	$m^2$
Cartesian space coordinates	$x, y, z$	m
Characteristic time interval	$\tau$	s
Circular frequency	$\omega$	$s^{-1}$ , rad/s, $rad \cdot s^{-1}$
Diameter	$d$	m
Frequency	$\nu, f$	Hz
Height	$h$	m
Length	$l$	m
Position vector	$r$	m
Radius	$r$	m
Speed	$v, u, w, c$	$m/s$ , $m \cdot s^{-1}$
Thickness, distance	$d, \delta$	m
Time	$t$	s
Time constant	$\tau$	s
Velocity	$v, u, w, c$	$m/s$ , $m \cdot s^{-1}$
Volume	$V$	$m^3$

## Thermodynamics

NAME	SYMBOL	SI UNIT
Absolute activity	$\lambda$	dimensionless
Affinity of a reaction	$A$	J/mol, J·mol <sup>-1</sup>
Chemical potential	$\mu$	J/mol, J·mol <sup>-1</sup>
Cubic expansion coefficient	$\alpha$	K <sup>-1</sup>
Energy	$E$	J
Enthalpy	$H$	J
Entropy	$S$	J/K, J·K <sup>-1</sup>
Fugacity	$f$	Pa
Gas constant	$R$	J/(K·mol), J·K <sup>-1</sup> ·mol <sup>-1</sup>
Gibbs energy	$G$	J
Heat	$q, Q$	J
Heat capacity, molar	$C_m$	J/(K·mol), J·K <sup>-1</sup> ·mol <sup>-1</sup>
Heat capacity at constant pressure	$C_p$	J/K, J·K <sup>-1</sup>
Heat capacity at constant volume	$C_v$	J/K, J·K <sup>-1</sup>
Helmholtz energy	$A$	J
Internal energy	$U$	J
Isothermal compressibility	$\kappa$	Pa <sup>-1</sup>
Joule–Thomson coefficient	$\mu$	K/Pa, K·Pa <sup>-1</sup>
Pressure, osmotic	$\Pi$	Pa
Pressure coefficient	$\beta$	Pa/K, Pa·K <sup>-1</sup>
Specific heat capacity	$c$	J/(K·kg), J·K <sup>-1</sup> ·kg <sup>-1</sup>
Surface tension	$\gamma, \sigma$	J/m <sup>2</sup> , J·m <sup>-2</sup> , N/m, N·m <sup>-1</sup>
Temperature		
Celsius	$t, \theta$	°C
thermodynamic	$T$	K
Viscosity	$\eta$	Pa·s
Work	$w, W$	J

## Transport Properties

NAME	SYMBOL	SI UNIT
Coefficient of heat transfer	$h$	W/(m <sup>2</sup> ·K), W·m <sup>-2</sup> ·K <sup>-1</sup>
Diffusion coefficient	$D$	m <sup>2</sup> /s, m <sup>2</sup> ·s <sup>-1</sup>
Flux of a quantity $x$	$J_x, J$	varies
Heat flow rate	$\phi$	W
Kinematic viscosity	$\nu$	m <sup>2</sup> /s, m <sup>2</sup> ·s <sup>-1</sup>
Mass flow rate	$q_m$	kg/s, kg·s <sup>-1</sup>
Mass-transfer coefficient	$k_d$	m/s, m·s <sup>-1</sup>
Thermal conductivity	$\lambda, k$	W/(m·K), W·m <sup>-1</sup> ·K <sup>-1</sup>
Thermal diffusion coefficient	$D_T$	m <sup>2</sup> /s, m <sup>2</sup> ·s <sup>-1</sup>
Thermal diffusivity	$a$	m <sup>2</sup> /s, m <sup>2</sup> ·s <sup>-1</sup>
Viscosity	$\eta$	Pa·s
Volume flow rate	$q_v, V$	m <sup>3</sup> /s, m <sup>3</sup> ·s <sup>-1</sup>



## APPENDIX 13-2

# The Crystallographic Information File

Frank H. Allen

The Crystallographic Information File (CIF) is the internationally agreed on standard file format for the exchange of crystallographic information. Most major journals now require that crystal structure data for small molecules and inorganic compounds, obtained by single-crystal and powder diffraction analyses, be deposited as electronic CIFs as part of the manuscript submission process. A related format, the macromolecular CIF, or mmCIF, has been developed for data deposition with the Protein Data Bank. The CIF (and mmCIF) standard is maintained by the International Union of Crystallography (IUCr), and full information and leading references can be found at [www.iucr.org/iucr-top/cif/](http://www.iucr.org/iucr-top/cif/).

Important sources of three-dimensional crystal structure data, including data in CIF or mmCIF format, are the following:

- The Cambridge Crystallographic Data Centre produces the Cambridge Structural Database (<http://www.ccdc.cam.ac.uk/products/csd/>), which covers organic and metal-organic small-molecule crystal structures.
- CRYSTMET (<http://www.tothcanada.com/>) contains data for metals, intermetallics, and alloys.
- FIZ Karlsruhe produces the ICSD (<http://www.fiz-informationsdienste.de/en/FG/Kristall/index.html>), which contains information on inorganic crystal structures.
- The Nucleic Acid Database (<http://ndbserver.rutgers.edu/>) contains data on oligonucleotides.
- The Protein Data Bank (<http://www.rcsb.org/pdb/>) contains biological macromolecular structure data.

CIF principles are simple. Every *data item* is represented by a unique *data name* followed by its associated *data value*. Data items are described in an electronic dictionary that defines meaning, usage, and (where appropriate) permitted values or ranges of values. Data names start with an underscore (underline) character, and data values can be any type of string (text, numeric, or mixed), ranging from a single character to many lines of text. Data values are delimited by spaces, double or single quotes, or pairs of lines beginning with a semicolon (to delimit

multiline data items). Related data items, such as those that relate to an individual crystal structure, are grouped together in a *data block*. The start of a block is designated by the string `data_` prefixing the name of the block, and the end of a block is recognized by another `data_` record introducing a new block, or by the end of the file. A complete CIF may contain any number of data blocks, each reporting an individual crystal structure, and these may be preceded by a data block containing items (such as author names and contact details) that are common for all structures in the complete CIF.

These basic principles, together with the data names in the CIF standard, make the CIF human readable, as illustrated below:

```

data_structure_1
  _cell_length_a           5.959(1)
  _chemical_formula_moiety 'C23 H36 O7'
  _publ_contact_author
;
Dr J. Smith
Department of Chemistry
University of Nowhere
Nowhere
Anystate 20761
USA
;

```

If a data name is preceded by `loop_`, then a series of values can be associated with that name, e.g., `_symmetry_equiv_pos_as_xyz`. A series of data values can also be grouped together under different data names using the `loop_` construct, as in the example below, which shows a loop containing the atom labels and *x,y,z*-coordinates for four atoms. Here, the data names can be regarded as the column headings in a conventional printed table.

```

loop_
  _atom_site_label
  _atom_site_fract_x
  _atom_site_fract_y
  _atom_site_fract_z
I1 0.26639(7) 0.61557(3) 0.94292(3)
I2 0.64548(7) 0.364889(3) 0.56299(3)
P3 0.0438(2) 0.27607(11) 0.74432(13)
O1 -0.0989(7) 0.2488(3) 0.6619(4)

```

The crystallographic part of a CIF is generated automatically by the software package used for structure refinement. However, the software can only output data items that it knows about, i.e., those items that are input to or are generated by the refinement process, or which can be generated reliably from these data.

This is seldom sufficient for journal submission, where additional data, such as author names and contact details, and other chemical or crystal property

information are almost always required. Because these additional requirements will vary from journal to journal, authors should consult the author guidelines for the journal of their choice to ensure that they submit files that conform to the publisher's requirements.

Although the CIF can be edited using standard text editors, this is not recommended because the strict syntax, if broken in any small way, renders the file unreadable by application software. To solve the editing issue, a number of stand-alone CIF editors have been written. For example, the enCIFer program is available for free download from the Cambridge Crystallographic Data Centre Web site (<http://www.ccdc.cam.ac.uk>). The program will handle single-block or multiblock CIFs and has a graphical interface that permits the following:

- location, display, and correction of syntax or format violations using the current CIF dictionary;
- spreadsheet representation of looped data items;
- editing and/or addition of individual or looped data items;
- addition of certain standard information (basic bibliographic and/or property information) via two data entry wizards; and
- three-dimensional visualization of the structure(s) contained in the CIF.

The IUCr Web site (<http://www.iucr.org/iucr-top/cif/>) lists other software that can be used to manipulate or visualize CIF content. Most importantly, they maintain a Web-based service that provides a classified validation report on any format-compliant CIF. This service can be accessed at <http://checkcif.iucr.org/>. CheckCIF reports can be lengthy, but it is wise to scan them carefully, particularly the most serious Class A alerts. Journal editors and their referees will often indicate the types of alerts that they would normally expect to be fixed by the authors before publication.

# References

Janet S. Dodd, Leah Solla,  
and Paula M. Bérard

This chapter presents style conventions for citing references within a manuscript and for listing complete reference citations. Many of the references in the examples were created to illustrate a style point under discussion; they may not be real references.

## Citing References in Text

In ACS publications, you may cite references in text in three ways:

1. By superscript numbers, which appear outside the punctuation if the citation applies to a whole sentence or clause.

Oscillation in the reaction of benzaldehyde with oxygen was reported previously.<sup>3</sup>

2. By italic numbers in parentheses on the line of text and inside the punctuation.

The mineralization of TCE by a pure culture of a methane-oxidizing organism has been reported (*6*).

3. By author name and year of publication in parentheses inside the punctuation (known as author–date).

The primary structure of this enzyme has also been determined (Finnegan et al., 2004).

In ACS books, all three of these systems are used, depending on the subject matter and series. Table 14-1 lists the referencing systems used by the ACS journals currently in print.

**Table 14-1.** ACS Periodicals, with Referencing Style, CASSI Abbreviation, and 2006 Volume Number

Name as Registered in the U.S. Patent and Trademark Office	Referencing Style <sup>a</sup>	CASSI Abbreviation	2006 Vol.
<i>Accounts of Chemical Research</i>	1	<i>Acc. Chem. Res.</i>	39
<i>ACS Chemical Biology</i>	2	<i>ACS Chem. Biol.</i>	1
<i>Analytical Chemistry</i>	1	<i>Anal. Chem.</i>	78
<i>review issues</i>	2		
<i>Biochemistry</i>	2	<i>Biochemistry</i>	45
<i>Bioconjugate Chemistry</i>	2	<i>Bioconjugate Chem.</i>	17
<i>Biomacromolecules</i>	1	<i>Biomacromolecules</i>	7
<i>Biotechnology Progress</i>	2	<i>Biotechnol. Prog.</i>	22
<i>Chemical &amp; Engineering News</i>		<i>Chem. Eng. News</i>	84
<i>Chemical Research in Toxicology</i>	2	<i>Chem. Res. Toxicol.</i>	19
<i>Chemical Reviews</i>	1	<i>Chem. Rev.</i>	106
<i>Chemistry of Materials</i>	1	<i>Chem. Mater.</i>	18
<i>Crystal Growth &amp; Design</i>	1	<i>Cryst. Growth Des.</i>	6
<i>Energy &amp; Fuels</i>	1	<i>Energy Fuels</i>	20
<i>Environmental Science &amp; Technology</i>	2	<i>Environ. Sci. Technol.</i>	40
<i>Industrial &amp; Engineering Chemistry Research</i>	1	<i>Ind. Eng. Chem. Res.</i>	45
<i>Inorganic Chemistry</i>	1	<i>Inorg. Chem.</i>	45
<i>Journal of Agricultural and Food Chemistry</i>	2	<i>J. Agric. Food Chem.</i>	54
<i>Journal of the American Chemical Society</i>	1	<i>J. Am. Chem. Soc.</i>	128
<i>Journal of Chemical and Engineering Data</i>	1	<i>J. Chem. Eng. Data</i>	51
<i>Journal of Chemical Information and Modeling</i>	1	<i>J. Chem. Inf. Model.</i>	46
<i>Journal of Chemical Theory and Computation</i>	1	<i>J. Chem. Theory Comput.</i>	2
<i>Journal of Combinatorial Chemistry</i>	1	<i>J. Comb. Chem.</i>	8
<i>Journal of Medicinal Chemistry</i>	1	<i>J. Med. Chem.</i>	49
<i>Journal of Natural Products</i>	1	<i>J. Nat. Prod.</i>	69
<i>The Journal of Organic Chemistry</i>	1	<i>J. Org. Chem.</i>	71
<i>The Journal of Physical Chemistry A</i>	1	<i>J. Phys. Chem. A</i>	110
<i>The Journal of Physical Chemistry B</i>	1	<i>J. Phys. Chem. B</i>	110
<i>Journal of Proteome Research</i>	1	<i>J. Proteome Res.</i>	5
<i>Langmuir</i>	1	<i>Langmuir</i>	22
<i>Macromolecules</i>	1	<i>Macromolecules</i>	39
<i>Molecular Pharmaceutics</i>	1	<i>Mol. Pharm.</i>	3
<i>Nano Letters</i>	1	<i>Nano Lett.</i>	6
<i>Organic Letters</i>	1	<i>Org. Lett.</i>	8
<i>Organic Process Research &amp; Development</i>	1	<i>Org. Process Res. Dev.</i>	10
<i>Organometallics</i>	1	<i>Organometallics</i>	25

<sup>a</sup>Reference style 1 uses superscript numbers, and 2 uses italic numbers in parentheses on the line of the text.

- In all three systems, the author's name may be made part of the sentence. In such cases, in the author–date system, place only the year in parentheses.

The syntheses described by Fraser<sup>8</sup> take advantage of carbohydrate topology.

Jensen (3) reported oscillation in the reaction of benzaldehyde with oxygen.

According to Harris (2003), drug release is controlled by varying the hydrolytic stability of the ester bond.

- With numerical reference citations, start with 1 and number consecutively throughout the paper, including references in text and those in tables, figures, and other nontext components. If a reference is repeated, do not give it a new number; use the original reference number.
- Whenever authors are named, if a reference has two authors, give both names joined by the word “and”. If a reference has more than two authors, give only the first name listed, followed by “et al.” Do not use a comma before et al.; always use a period after al.

Allison and Perez<sup>12</sup>  
 Johnson et al. (12)  
 (O'Brien and Alenno, 2005)  
 (Bachrach et al., 2004)

- To cite more than one reference by the same principal author and various coauthors in one of the numerical citation systems, use the principal author's name followed by “and co-workers” or “and colleagues”.

Pauling and co-workers<sup>10,11</sup>  
 Cram and colleagues (27–29)

- When citing more than one reference at one place by number in one of the numerical systems, list the numbers in ascending order and separate them by commas (*without* spaces as superscripts, *with* spaces on line), or if they are part of a consecutive series, use an en dash to indicate a range of three or more.

in the literature<sup>2,5,8</sup>  
 were reported<sup>3–5,10</sup>  
 in the literature (2, 5, 8)  
 were reported (3–5, 10)

- When citing more than one reference at one place by the author–date system, list them alphabetically according to the first author's name, followed by a comma and the year. Use a semicolon to separate individual references.

(Axelrod, 2003; Cobbs and Stolman, 2005; Gerson et al., 2001)



► When citing more than one reference by the same author at one place by the author–date system, do not repeat the name. List the name followed by the year of each of the references in ascending order; separate the years by commas. If an author has more than one reference in the same year, add lowercase letters to the years to differentiate them. Add letters to all of the years, for example, 2005a, 2005b, etc., not 2005, 2005a, etc. (The references in the list will need to be listed the same way, for example, 2005a, 2005b.)

(Trapani, 2003, 2005; Zillman, 2004)  
 (Knauth, 2005a, 2005b)  
 (Fordham, 2004; Fordham and Rizzo, 2004)

► Cite the reference in a logical place in the sentence.

recent investigations (cite)  
 other developments (cite)  
 was reported (cite)  
 as described previously (cite)  
 previous results (cite)  
 were demonstrated (cite)  
 a molecular mechanics study (cite)  
 Marshall and Levitt's approach (cite)  
 the procedure of Lucas et al. (cite)

## Style for Reference Lists

*Authors are responsible for the accuracy and completeness of all references.* Authors should check all parts of each reference listing against the original document.

A reference must include certain minimum data:

- Periodical references must include the author names, abbreviated journal title, year of publication, volume number (if any), and initial page of cited article (the complete span is better).
- Book references must include the author or editor names, book title, publisher, city of publication, and year of publication.
- For material other than books and journals, sufficient information must be provided so that the source can be identified and located.

In lists, references always end with a period.

Table 14-2 provides sample references for common reference types.

## Periodicals

### RECOMMENDED FORMATS

Author 1; Author 2; Author 3; etc. Title of Article. *Journal Abbreviation* **Year**, *Volume*, Inclusive Pagination.

Author 1; Author 2; Author 3; etc. *Journal Abbreviation* **Year**, *Volume*, Inclusive Pagination.

The journal *Biochemistry* is an exception. Consult this journal's instructions to authors for the correct format.

### **Author Name Field**

Include all author names in a reference citation. With multiple authors, separate the names from one another by semicolons. Always end the author field with a period (exception: *Biochemistry*). List the names in inverted form: surname first, then first initial, middle initial, and qualifiers (Jr., II). Some publications list the first 10 authors followed by a semicolon and et al.; check the guidelines.

Cotton, F. A.

Basconi, J.; Lin, P. B.

Chandler, J. P., III; Levine, S. M.

Schafer, F. W., Jr.

Fishman, W., II.

Farhataziz. (a single name is uncommon, but does occur; no period in *Biochemistry*)

Inderjit; Fontana, M. J. (the first author has a single name)

### **Article Title Field**

Article titles are not essential in reference citations, but they are considered desirable to highlight the contents of a paper and facilitate location in reference libraries. Some ACS publications include the article title in journal references, and some do not; check the publication itself. Article titles are set in roman type without quotation marks and end with a period (or a question mark if that is part of the title). In ACS journals, capitalization follows that of the original publication; in other publications, the main words are capitalized.

Caruso, R. A.; Susha, A.; Caruso, F. Multilayered Titania, Silica, and Laponite Nanoparticle Coatings on Polystyrene Colloidal Templates and Resulting Inorganic Hollow Spheres. *Chem. Mater.* **2001**, *13*, 400–409.

### **Journal Abbreviation Field**

The journal name is an essential component of a periodical reference citation. Abbreviate the name according to the *Chemical Abstracts Service Source Index*

**Table 14-2.** Common Types of References with Examples

Reference Type	See Pages	Example
<b>Print Sources</b>		
Journal article		
with article title	291	Klingler, J. Influence of Pretreatment on Sodium Powder. <i>Chem. Mater.</i> <b>2005</b> , <i>17</i> , 2755–2768.
without article title	291	Klingler, J. <i>Chem. Mater.</i> <b>2005</b> , <i>17</i> , 2755–2768.
Nonscientific magazines and newspapers	299	Squires, S. Falling Short on Nutrients. <i>The Washington Post</i> , Oct 4, 2005, p H1.
Books		
without editors	300	Le Couteur, P.; Burreson, J. <i>Napoleon's Buttons: How 17 Molecules Changed History</i> ; Jeremy P. Tarcher/Putnam: New York, 2003; pp 32–47.
with editors	300	Almlof, J.; Gropen, O. Relativistic Effects in Chemistry. In <i>Reviews in Computational Chemistry</i> ; Lipkowitz, K. B., Boyd, D. B., Eds.; VCH: New York, 1996; Vol. 8, pp 206–210.
Series publication		
cited as a book	306	Puls, J.; Saake, B. Industrially Isolated Hemicelluloses. In <i>Hemicelluloses: Science and Technology</i> ; Gatenholm, P., Tenkanen, M., Eds.; ACS Symposium Series 864; American Chemical Society: Washington, DC, 2004; pp 24–37.
cited as a journal	306	Puls, J.; Saake, B. <i>ACS Symp. Ser.</i> <b>2004</b> , <i>864</i> , 24–37.
Meeting or conference, full citation	307–308	Garrone, E.; Ugliengo, P. In <i>Structure and Reactivity of Surfaces</i> , Proceedings of the European Conference, Trieste, Italy, Sept 13–20, 1988; Zecchina, A., Cost, G., Morterra, C., Eds.; Elsevier: Amsterdam, 1988.
Theses	309–310	Mäckel, H. Capturing the Spectra of Silicon Solar Cells. Ph.D. Thesis, The Australian National University, December 2004.
Patents	310–311	Sheem, S. K. Low-Cost Fiber Optic Pressure Sensor. U.S. Patent 6,738,537, May 18, 2004.
Government publications, U.S.	311–314	<i>Agriculture Fact Book 2000</i> ; U.S. Department of Agriculture, U.S. Government Printing Office: Washington, DC, 2000.
Technical reports and bulletins	314	Tschantz, B. A.; Moran, B. M. <i>Modeling of the Hydrologic Transport of Mercury in the Upper East Fork Poplar Creek (UEFPC) Watershed</i> ; Technical Report for Lockheed Martin Energy Systems: Bethesda, MD, September 2004.
Material Safety Data Sheets	315	<i>Titanium Dioxide</i> ; MSDS No. T3627; Mallinckrodt Baker: Phillipsburg, NJ, Nov 12, 2003.
Personal communications	315–316	Henscher, L. X. University of Minnesota, Minneapolis, MN. Personal communication, 2001.
<b>Online Periodicals</b>		
Based on print editions	318	Fine, L. Einstein Revisited. <i>J. Chem. Educ.</i> [Online] <b>2005</b> , <i>82</i> , 1601 ff. <a href="http://jchemed.chem.wisc.edu/Journal/Issues/2005/Nov/abs1601.html">http://jchemed.chem.wisc.edu/Journal/Issues/2005/Nov/abs1601.html</a> (accessed Oct 15, 2005).
Published in advance of print issue	318–319	Pratt, D. A.; van der Donk, W. A. Theoretical Investigations into the Intermediacy of Chlorinated Vinylcobalamins in the Reductive Dehalogenation of Chlorinated Ethylenes. <i>J. Am. Chem. Soc.</i> [Online early access]. DOI: 10.1021/ja047915o. Published Online: Dec 8, 2004. <a href="http://pubs.acs.org/cgi-bin/asap.cgi/jacsat/asap/html/ja047915o.html">http://pubs.acs.org/cgi-bin/asap.cgi/jacsat/asap/html/ja047915o.html</a> (accessed Dec 8, 2004).

Continued on next page

**Table 14-2.** Common Types of References with Examples—*Continued*

<i>Reference Type</i>	<i>See Pages</i>	<i>Example</i>
Retrieved from a database provider	318	Hallet, V. Scanning the Globe for Organic Chemistry. <i>U.S. News and World Report</i> [Online], April 19, 2004, p 59. Business Source Premier. <a href="http://www.epnet.com/academic/bussourceprem.asp">http://www.epnet.com/academic/bussourceprem.asp</a> (accessed April 24, 2005).
Published only electronically	319	Zloh, M.; Esposito, D.; Gibbons, W. A. Helical Net Plots and Lipid Favourable Surface Mapping of Transmembrane Helices of Integral Membrane Proteins: Aids to Structure Determination of Integral Membrane Proteins. <i>Internet J. Chem.</i> [Online] <b>2003</b> , <i>6</i> , Article 2. <a href="http://www.ijc.com/articles/2003v6/2/">http://www.ijc.com/articles/2003v6/2/</a> (accessed Oct 13, 2004).
From preprint servers	319	Ward, D. W.; Nelson, K. A. Finite Difference Time Domain (FDTD) Simulations of Electromagnetic Wave Propagation Using a Spreadsheet. 2004, arXiv:physics/0402096. arXiv.org e-Print archive. <a href="http://arxiv.org/abs/physics/0402096">http://arxiv.org/abs/physics/0402096</a> (accessed Oct 13, 2004).
Online books		
without editors	319–320	Tour, J. M. <i>Molecular Electronics: Commercial Insights, Chemistry, Devices, Architecture and Programming</i> [Online]; World Scientific: River Edge, NJ, 2003; pp 177–180. <a href="http://legacy.netlibrary.com/ebook_info.asp?product_id=91422&amp;piclist=19799,20141,20153">http://legacy.netlibrary.com/ebook_info.asp?product_id=91422&amp;piclist=19799,20141,20153</a> (accessed Nov 7, 2004).
with editors	320	Oleksyn, B. J.; Stadnicka, K.; Sliwinski, J. Structural Chemistry of Enamines: A Statistical Approach. In <i>The Chemistry of Enamines</i> [Online]; Rappoport, Z., Ed.; The Chemistry of Functional Groups; Patai, S., Rappoport, Z., Series Eds.; Wiley & Sons: New York, 1994; Chapter 2, pp 87–218. <a href="http://www3.interscience.wiley.com/cgi-bin/summary/109560980/SUMMARY">http://www3.interscience.wiley.com/cgi-bin/summary/109560980/SUMMARY</a> (accessed April 24, 2005).
Online encyclopedias	320	Alkanolamines from Nitro Alcohols. <i>Kirk-Othmer Encyclopedia of Chemical Technology</i> [Online]; Wiley & Sons, Posted March 14, 2003. <a href="http://www.mrw.interscience.wiley.com/kirk/articles/alkaboll.a01/frame.html">http://www.mrw.interscience.wiley.com/kirk/articles/alkaboll.a01/frame.html</a> (accessed Nov 7, 2004).
<b>Other Online Sources</b>		
General Web sites	320–321	ACS Publications Division Home Page. <a href="http://pubs.acs.org">http://pubs.acs.org</a> (accessed Nov 7, 2004).
Electronic lists and newsgroups	322	Chemical Information List Server, CHMINF-L@iubvm.ucs.indiana.edu (accessed Oct 13, 2004). Computational Chemistry List, solvent discussion in archived messages of September 2003, chemistry@ccl.net (accessed Nov 10, 2004).
Electronic mail messages	322	Solla, L. R. Cornell University, Ithaca, NY. Personal communication, 2005.
CD-ROMs and DVDs		
periodicals	322	Fleming, S. A.; Jensen, A. W. Substituent Effects on the Photocleavage of Benzyl–Sulfur Bonds. Observation of the “Meta” Effect. <i>J. Org. Chem.</i> [CD-ROM] <b>1996</b> , <i>61</i> , 7044.
books	322–323	<i>Green Chemistry: Meeting Global Challenges</i> [DVD]; American Chemical Society: Washington, DC, 2003.

(*CASSI*), and italicize it. One-word journal names are not abbreviated (e.g., *Biochemistry*, *Macromolecules*, *Nature*, *Science*). No punctuation is added to end this field; thus, a period will be there with an abbreviation but not with a spelled-out word.

*CASSI* and its quarterly supplements provide an extensive list of recommended journal abbreviations. Appendix 14-1 lists *CASSI* abbreviations for more than 1000 of the most commonly cited journals. ACS publication names, their abbreviations, and their volume numbers for 2006 are given in Table 14-1. Note that, in some cases, the word “the” is part of the title.

Sometimes journal names change. Authors should use the abbreviation of the journal title that was in use at the time the article was published. *CASSI* lists the journal titles and the range of years during which the title was being used.

### Information Found in *CASSI*

Entries are arranged in *CASSI* alphabetically according to the abbreviated form of the title. Abbreviations are based on the standards of the International Organization for Standardization (ISO). Recommended abbreviations are indicated in boldface type. See Appendix 14-2 for a sample *CASSI* entry with a description of each element in an entry.

### Using *CASSI* Abbreviations

► The boldface components of the publication title form the abbreviated title. Use a period after each abbreviation, and maintain the punctuation shown in *CASSI*.

*Journal of Polymer Science, Part A: Polymer Science*  
*J. Polym. Sci., Part A: Polym. Sci.*

► Maintain the word spacing shown in *CASSI*, except for D.C., N.Y., U.K., U.S., and U.S.A.

*Analyst (Cambridge, U.K.)*  
*Anesth. Analg. (Hagerstown, MD, U.S.)*  
*Ann. N.Y. Acad. Sci.*  
*Proc. Natl. Acad. Sci. U.S.A.*  
*Science (Washington, DC, U.S.)*

► Use a terminal period only if the last word of the periodical title is abbreviated.

*International Journal of Nanoscience*  
*Int. J. Nanosci.* (last word is abbreviated; period is used)

*Journal of Controlled Release*  
*J. Controlled Release* (last word is not abbreviated; no period is used)

- If the periodical abbreviation in *CASSI* shows a hyphen with spaces on both sides, change the hyphen to an em dash closed up on each side.

**Annual Technical Conference - Society of Plastics Engineers**  
*Annu. Tech. Conf.—Soc. Plast. Eng.*

- If a boldface **n** precedes the volume number in *CASSI*, use the abbreviation “No.” before the volume number in italics in the entry.

**British Medical Journal** ... **n6372 1983**  
*Br. Med. J.* **1983**, No. 6372.

Include all the information shown for volume in italics, especially for references to government publications and reports.

**Los Alamos National Laboratory**, [Report] **LA (United States) ... LA-14240-SR 2005**  
*Los Alamos Natl. Lab., [Rep.] LA (U.S.) 2005, LA-14240-SR.*

### Exceptions to the Rules of *CASSI* Abbreviations

- Strict rules for *CASSI* abbreviations can be modified for periodicals whose titles include multiple parts, sections, and series.

#### ABBREVIATION

*Acta Crystallogr., Sect. C: Cryst. Struct. Commun.* **2005**, 61, 99–102.

ACCEPTABLE VARIATION The section title need not be named:

*Acta Crystallogr., Sect. C* **2005**, 61, 99–102.

ACCEPTABLE VARIATION The section can be indicated by the volume number:

*Acta Crystallogr.* **2005**, C61, 99–102.

- For some periodicals whose *CASSI* abbreviation includes a place of publication, you need not add the place of publication unless its omission would create ambiguity. If *CASSI* lists only one journal with a given main title, there is no ambiguity in omitting the place of publication.

#### USE

*Clin. Chem.*  
*Nature*  
*Science*

#### NOT NECESSARILY

*Clin. Chem. (Washington, DC, U.S.)*  
*Nature (London, U.K.)*  
*Science (Washington, DC, U.S.)*

In contrast, omission of the place of publication would create ambiguity for different journals having the same main title.

*Transition Met. Chem. (Dordrecht, Neth.)*  
*Transition Met. Chem. (N.Y.)*

**Year of Publication Field**

The year of publication is essential information in a periodical citation. The year is set in boldface type, followed by a comma in boldface type.

**Publication Volume Field**

The volume number is important information and is recommended for all periodical citations; it is essential for publications having more than one volume per year (such as the *Journal of Chemical Physics*). The volume number is set in italic type and is separated from the pagination information by a comma, which is set in italic type.

► For periodicals in which each issue begins with page 1, include issue information (either the number or the date) in the publication volume field. Issue information is set in roman type, enclosed in parentheses, and spaced from the volume number, which it directly follows.

## ISSUE NUMBER

Mullin, R. *Chem. Eng. News* **2005**, 83 (42), 7.

## DATE OF ISSUE

Mullin, R. *Chem. Eng. News* **2005**, 83 (Oct 17), 7.

► For publications that have supplements, the following form is recommended.

Taylor, C. W.; Kumar, S. *Eur. J. Cancer* **2005**, 40 (Suppl. 1), 781.  
*Eur. J. Anaesthesiol.* **2005**, 22 (Suppl. S36), 1–35.

► For journals that have no volume numbers, include issue numbers, especially when the pagination of each issue begins with page 1. Use the following form. Note that the issue number is not italicized.

Wills, M. R.; Savory, J. *Lancet* **1983**, No. 2, 29.

**Pagination Field**

Pagination is an essential element of a reference citation. The complete page range is preferable, but initial page numbers are acceptable.

► In page spans, use all digits, closed up, with no commas or spaces.

2–15	1376–1382
44–49	2022–2134
103–107	11771–11779

- You may also indicate pagination in reference citations by “f” or “ff”, which mean “and following” page or pages, respectively. The f or ff is set in roman type and is spaced from the preceding number:

60 f (indicates page 60 and the page following—pages 60 and 61)

60 ff (indicates page 60 and pages following)

58–60 ff (indicates pages 58 through 60 and pages following—essentially the same as 58 ff except that the three pages enumerated contain the most pertinent information and other relevant information is scattered on the rest of the pages)

- The pagination field may also include terms such as “and references therein” and similar expressions (especially in references to review articles). This phrase follows the page numbers and is not separated by a comma.

Puskas, J. E.; Chan, S. W. P.; McAuley, K. B.; Shaikh, S.; Kaszas, G. J. *Polym. Sci., Part A: Polym. Chem.* **2005**, *43*, 5394–5413 and references therein.

- Some publications use article numbering, rather than page numbering, where each article starts on page 1. Use the article number in the pagination field.

Brosset, C. *Ark. Kemi, Mineral. Geol.* **1945**, *20A*, No. 7.

### ***Use of Punctuation To Indicate Repeating Fields of Information***

The choice of what punctuation to use to indicate repeating fields of information depends on whether the publication will appear strictly in print or on the Web. For publications that will appear in both print and on the Web, use the rules for Web publications.

- In references that will appear only in print publications, use a semicolon, a comma, or a period to indicate repeating information.

1. Same authors in multiple publications:

Chauvin, Y.; Gilbert, B.; Guibard, I. *Vib. Spectrosc.* **1991**, *1*, 299–304; *J. Chem. Soc., Chem. Commun.* **1990**, 1715–1716.

2. Same authors in multiple publications, but with letters to separate the references (the semicolon from the previous example is changed to a period):

(a) Schrock, R. R. *Chem. Commun.* **2003**, 2389. (b) *J. Mol. Catal. A* **2004**, *213*, 21–30.

3. Same authors of multiple articles in the same journal:

Lu, Y.; Pignatello, J. J. *Environ. Sci. Technol.* **2002**, *36*, 4553–4561; **2004**, *38*, 5853–5862.

When the year and volume are the same:

Clay, S. A.; Koskinen, W. C. *Weed Sci.* **1990**, *38*, 74–80, 262–266.



When the year is the same but the volumes are different:

Badyal, R.; Fleissner, A. *Chem. Phys.* **2005**, *317*, 73–86; **2005**, *316*, 201–215.

► In references that will appear only in Web publications, provide complete references so that the references can be properly linked. If two or more references with the same authors are cited, it is not acceptable to combine them into a single reference.

1. Same authors in multiple publications:

Chauvin, Y.; Gilbert, B.; Guibard, I. *Vib. Spectrosc.* **1991**, *1*, 299–304; Chauvin, Y.; Gilbert, B.; Guibard, I. *J. Chem. Soc., Chem. Commun.* **1990**, 1715–1716.

2. Same authors in multiple publications, but with letters to separate the references:

(a) Schrock, R. R. *Chem. Commun.* **2003**, 2389. (b) Schrock, R. R. *J. Mol. Catal. A* **2004**, *213*, 21–30.

3. Same authors of multiple articles in the same journal:

Lu, Y.; Pignatello, J. J. *Environ. Sci. Technol.* **2002**, *36*, 4553–4561; Lu, Y.; Pignatello, J. J. *Environ. Sci. Technol.* **2004**, *38*, 5853–5862.

The same principle holds no matter what information is being repeated: provide each reference in its entirety. Do not use the Latin terms *ibid.* (in the same place) or *idem* (the same).

## References to Chemical Abstracts

Use a semicolon to separate the periodical citation from a reference to its abstract (*Chemical Abstracts*).

Mohamed, A. M.; Hawata, A.; El-Torgoman, M.; El-Kousy, S. M.; Ismail, A. E.; Øgaard Madsen, J.; Søtofte, I.; Senning, A. *Eur. J. Org. Chem.* **2002**, 2039–2045; *Chem. Abstr.* **2003**, *138*, 4195.

Mloston, G.; Majchrazak, A.; Senning, A.; Søtofte, I. *J. Org. Chem.* **2002**, *67*, 5690–5695; *Chem. Abstr.* **2002**, *137*, 201289.

*Chemical Abstracts* routinely contains more than one abstract per page. The method of distinguishing which abstract was being cited has changed over the years. Three variations are worth noting.

1. The column (two columns per page) in which the abstract occurs followed by a superscript number:

*Chem. Abstr.* **1946**, *40*, 4463<sup>8</sup>. (This is the eighth abstract in column 4463.)

2. The column (two columns per page) in which the abstract occurs followed by a letter, either on the line or superscript (generally italic):

*Chem. Abstr.* **1953**, 47, 1167f. (This is abstract f in column 1167.)

*Chem. Abstr.* **1947**, 41, 571<sup>d</sup>. (This is abstract d in column 571.)

3. The abstract number itself followed by an online letter (roman), often a computer check character:

*Chem. Abstr.* **1989**, 110, 8215j. (This is abstract number 8215.)

### Special Situations

- You may treat Beilstein references as periodical references.

*Beilstein*, 4th ed. **1950**, 12, 237.

- Cite journals published in a foreign language either by the actual non-English title or by a translated form.

*Nippon Ishikai Zasshi* or *J. Jpn. Med. Assoc.*

*Nouv. J. Chim.* or *New J. Chem.*

- When citing an article printed in the English translation of a foreign-language journal, include reference to the original article, if possible, and use a semicolon to separate the two citations.

Tarasov, Y. I.; Kochikov, I. V.; Kovtun, D. M.; Vogt, N.; Novosadov, B. K.; Saakyan, A. S. *J. Struct. Chem. (Engl. Transl.)* **2004**, 45 (5), 778–785; *Zh. Strukt. Khim.* **2004**, 45 (5), 822–829.

- Separate two or more companion publications with a semicolon.

Clear, J. M.; Kelly, J. M.; O'Connell, C. M.; Vos, J. G. *J. Chem. Res., Miniprint* **2005**, 3038; *J. Chem. Res., Synop.* **2005**, 260.

### Nonscientific Magazines and Newspapers

#### RECOMMENDED FORMAT

Author 1; Author 2; Author 3; etc. Title of Article. *Title of Periodical*, Complete Date, Pagination.

For nonscientific magazines and other periodicals that are not abstracted by Chemical Abstracts Service, give the authors' names in inverted form ending with a period, the article title in roman type with main words capitalized and ending with a period, the full magazine title in italic type followed by a comma in italic type, the complete date of the issue (see pp 160–161 about dates) ending with a comma, and the pagination.

Squires, S. Falling Short on Nutrients. *The Washington Post*, Oct 4, 2005, p H1.

## Books

Some ACS publications include the chapter title in book references, and some do not; check the publication itself. Also, consult the instructions to authors in *Biochemistry* for exceptions to the format presented here and elsewhere in this chapter.

### RECOMMENDED FORMATS FOR BOOKS WITHOUT EDITORS

Author 1; Author 2; Author 3; etc. Chapter Title. *Book Title*, Edition Number; Series Information (if any); Publisher: Place of Publication, Year; Volume Number, Pagination.

Author 1; Author 2; Author 3; etc. *Book Title*; Series Information (if any); Publisher: Place of Publication, Year; Volume Number, Pagination.

When a book has authors and no editors, it means either that the entire book was written by one author or that two or more authors collaborated on the entire book.

Le Couteur, P.; Burreson, J. *Napoleon's Buttons: How 17 Molecules Changed History*; Jeremy P. Tarcher/Putnam: New York, 2003; pp 32–47.

Morris, R. *The Last Sorcerers: The Path from Alchemy to the Periodic Table*; Joseph Henry Press: Washington, DC, 2003; pp 145–158.

### RECOMMENDED FORMATS FOR BOOKS WITH EDITORS

Author 1; Author 2; Author 3; etc. Chapter Title. In *Book Title*, Edition Number; Editor 1, Editor 2, etc., Eds.; Series Information (if any); Publisher: Place of Publication, Year; Volume Number, Pagination.

Author 1; Author 2; Author 3; etc. In *Book Title*, Edition Number; Editor 1, Editor 2, etc., Eds.; Series Information (if any); Publisher: Place of Publication, Year; Volume Number, Pagination.

When a book has editors, it means that different authors wrote various parts of the book independently of each other. The word “In” before the book title indicates that the authors mentioned wrote only a part of the book, not the entire book.

Holbrey, J. D.; Chen, J.; Turner, M. B.; Swatloski, R. P.; Spear, S. K.; Rogers, R. D. Applying Ionic Liquids for Controlled Processing of Polymer Materials. In *Ionic Liquids in Polymer Systems: Solvents, Additives, and Novel Applications*; Brazel, C. S., Rogers, R. D., Eds.; ACS Symposium Series 913; American Chemical Society: Washington, DC, 2005; pp 71–88.

Almlof, J.; Gropen, O. Relativistic Effects in Chemistry. In *Reviews in Computational Chemistry*; Lipkowitz, K. B., Boyd, D. B., Eds.; VCH: New York, 1996; Vol. 8, pp 206–210.

If the book as a whole is being referenced, the author names might not appear.

*Ionic Liquids in Polymer Systems: Solvents, Additives, and Novel Applications*; Brazel, C. S., Rogers, R. D., Eds.; ACS Symposium Series 913; American Chemical Society: Washington, DC, 2005.

*Advances in Inorganic Chemistry and Radiochemistry*; Emeléus, H. J., Sharpe, A. G., Eds.; Academic: New York, 2001.

### Author Name Field

- Separate the names of multiple authors by semicolons, and always end the author field with a period (except in *Biochemistry*). List names in inverted form: surname first, then first initial, middle initial, and qualifiers (Jr., II).
- If a book has no primary authors because each chapter was written by a different author, you may place the editor names in the author name field (especially for lists in alphabetical order). Separate editor names by commas, and in this case, the period after the abbreviation Ed. or Eds. terminates the field.

Stocker, J. H., Ed. *Chemistry and Science Fiction*; American Chemical Society: Washington, DC, 1998.

- A book might have no named authors because it was compiled by a committee or organization. These books are discussed under the section “Works Written by an Organization or a Committee”, p 307.

### Chapter Title Field

Chapter titles are not essential, but they are considered desirable components in reference citations because they highlight the contents of a paper and facilitate its location in reference libraries. Chapter titles are set in roman type and end with a period.

Puls, J.; Saake, B. Industrially Isolated Hemicelluloses. In *Hemicelluloses: Science and Technology*; Gatenholm, P., Tenkanen, M., Eds.; ACS Symposium Series 864; American Chemical Society: Washington, DC, 2004; pp 24–37.

### Book Title Field

Book titles are essential elements in book reference citations. In general, book titles should not be abbreviated. They are set in italic type and are separated from the next field of the reference by a semicolon, which is set in italic type.

- The edition number (in ordinal form) and the abbreviation “ed.” follow the book title, set off by an italic comma; they are set in roman type. The edition information is separated from the next field of the reference by a semicolon.

*Reagent Chemicals*, 10th ed.;

- When both authors and editors are given, use the word “In” (set in roman type) immediately before the title of the book to indicate that the cited authors wrote only part of the book.

Hillman, L. W. In *Dye Laser Principles with Applications*; Duarte, F. J., Hillman, L. W., Eds.; Academic: New York, 1990; Chapter 2.

### Editor Name Field

For books with editors, list the names of the editors, after title and edition information, in inverted form as described in the section “Author Name Field”, separated from one another by commas. The names are denoted as editors by including the abbreviation “Eds.” or “Ed.” after the final name. The editor field is set in roman type and ends with a semicolon (unless it is used in the author field location).

*Lignocellulose Biodegradation*; Saha, B. C., Hayashi, K., Eds.; ACS Symposium Series 889; American Chemical Society: Washington, DC, 2004.

*The Chemistry of the Atmosphere: Oxidants and Oxidation in the Earth's Atmosphere*; Bandy, A. R., Ed.; Royal Society of Chemistry: Cambridge, U.K., 1995.

In books that have no primary authors, the names of the editors may appear in either the author name field (especially for lists in alphabetical order) or the editor name field. When the editor names appear in the author name field, they are separated by commas and the field ends with a period.

Saha, B. C., Hayashi, K., Eds.; *Lignocellulose Biodegradation*; ACS Symposium Series 889; American Chemical Society: Washington, DC, 2004.

Bandy, A. R., Ed. *The Chemistry of the Atmosphere: Oxidants and Oxidation in the Earth's Atmosphere*; Royal Society of Chemistry: Cambridge, U.K., 1995.

### Publication Information Field

The name of the publisher, place of publication, and year of publication are essential elements in a book reference.

#### Name of Publisher

Check the title page, front and back, for the publisher's name and location. Names and addresses of publishers are also listed in *Chemical Abstracts Service Source Index, 1907–2004 Cumulative*, pp 21I–39I.

► Generally, do not abbreviate publishers' names.

American Chemical Society, *not* Am. Chem. Soc. or ACS

American Ceramic Society, *not* Am. Ceram. Soc.

**EXCEPTION** You may use well-known acronyms or abbreviations created by the publishers themselves.

AIChE or American Institute of Chemical Engineers

ASTM or American Society for Testing and Materials

IUPAC or International Union of Pure and Applied Chemistry

- In some publisher's names, words such as Co., Inc., Publisher, and Press are not essential.

Academic Press: New York *or* Academic: New York

- Expanded names are also not essential.

John Wiley & Sons *or* John Wiley *or* Wiley

- It is not necessary to repeat the publisher's name for a book compiled by the organization that published it.

*CRC Handbook of Chemistry and Physics*, 85th ed.; Boca Raton, FL, 2004.

### Place of Publication

For the place of publication, give the city and state for U.S. cities or the city and country for all others. The country or state is not needed if the city is considered a major city in the world and could not be confused easily with other cities of the same name (e.g., London, Paris, New York, and Rome). Use the two-letter postal abbreviations (listed in Chapter 10) for states. Spell out names of countries unless they have standard abbreviations, such as U.K. for United Kingdom.

Birmingham, U.K.	Dordrecht, Netherlands	Princeton, NJ
Boca Raton, FL	Elmsford, NY	Springfield, IL
Cambridge, MA	Englewood Cliffs, NJ	Springfield, MA
Cambridge, U.K.	London	Washington, DC
Chichester, U.K.	New York	

### Year of Publication

In book references, the year is set in lightface (not bold) roman type, following the place of publication. Terminate the field with a period or with a semicolon if further information is given.

Gould, S. J. *The Structure of Evolutionary Theory*; Belknap Press: Cambridge, MA, 2002.

Kline, R. B. *Principles and Practice of Structural Equation Modeling*, 2nd ed.; Guilford Press: New York, 2004.

### Volume and Pagination Field

#### Volume Information

- The volume field contains specific information, such as volume number and chapter number. Use the following abbreviations and spelled-out forms with the capitalization, spelling, and punctuation shown:

Abstract  
Chapter

No.

Paper

Part

Vol. (for specific volumes, Vol. 4; Vols. 1, 2; Vols. 1 and 2; Vols. 3–5)

vols. (for a number of volumes, 4 vols.)

*Annual Review of Physical Chemistry*; Leone, S. R., McDermott, A. E., Paul, A., Eds.; Annual Reviews: Palo Alto, CA, 2005; Vol. 56.

- If a volume or part number refers to the volume or part of an entire series of books, this information is placed where a series number would normally appear and not in the volume field for the specific book being cited.

Wiberg, K. In *Investigations of Rates and Mechanisms of Reactions*; Lewis, E. S., Ed.; Techniques of Chemistry, Vol. VI, Part I; Wiley & Sons: New York, 1974; p 764.

- If the book or set of books as a whole is the reference, do not include individual volume information.

*McGraw-Hill Encyclopedia of Science and Technology*, 9th ed.; McGraw-Hill: New York, 2002; 20 vols.

### Pagination Information

- If you are citing a chapter, the complete page range is best, but initial page numbers are acceptable. Pagination may also be indicated by “f” or “ff” notation (meaning “and following” page or pages, respectively). The f or ff is set in roman type and is spaced from the preceding number. These points are illustrated under the “Pagination Field” heading for periodicals.

- Pagination information is set in roman type and ends with a period, except when miscellaneous information follows it, in which case it should end with a semicolon (see the next section). Use the abbreviations “p” and “pp” to indicate single and multiple pages, respectively.

p 57

p 93 f

pp 48–51

pp 30, 52, 76

pp 30, 52, 76 ff

pp 30, 52, and 76

pp 562–569

pp 562–9 (acceptable in journals)

2005; Vol. 2, p 35.

2004; pp 55–61.

- If the book as a whole is the reference, page numbers need not be given.

## Miscellaneous Information

If you wish to include additional information about a book that is important for the reader to know, you may add it at the end of the reference with or without parentheses, append it to the title in parentheses before the semicolon, or place it between the title and the publisher.

AOCS. *Official Methods and Recommended Practices of the American Oil Chemists' Society*; Link, W. E., Ed.; Champaign, IL, 1958 (revised 1973).

Brown, H. C. *The Nonclassical Ion Problem*; Plenum: New York, 1977; Chapter 5 (with comments by P. v. R. Schleyer).

Otsu, T.; Kinoshita, M. *Experimental Methods of Polymer Synthesis* (in Japanese); Kagakudojin: Kyoto, Japan, 1972; p 72.

Tessier, J. Structure, Synthesis and Physical–Chemical Properties of Deltamethrin. In *Deltamethrin Monograph*; Tessier, J., Ed.; Roussel-Uclaf: Paris, 1982; pp 37–66; translated by B. V. d. G. Walden.

Tessier, J. Structure, Synthesis and Physical–Chemical Properties of Deltamethrin. In *Deltamethrin Monograph*; Tessier, J., Ed.; Walden, B. V. d. G., Translator; Roussel-Uclaf: Paris, 1982.

*Volatile Compounds in Foods and Beverages*; Maarse, H., Ed.; Marcel Dekker: New York, 1991; see also references therein.

## Special Situations

- *Organic Syntheses* collective volumes should be treated as books.

*Organic Syntheses*; Wiley & Sons: New York, Year; Collect. Vol. No., Pagination.

YEAR	COLLECTIVE VOLUME NO.
1941	I
1943	II
1955	III
1963	IV
1973	V
1988	VI
1990	VII
1993	VIII
1998	IX
2004	X

*Organic Syntheses, Cumulative Indices for Collective Volumes I–VIII* was published in 1995. Beginning with Volume 82, each volume of *Organic Syntheses* is planned to be published online on orgsyn.org in installments about every three months, with printed volumes appearing annually.

- For references to the *Kirk-Othmer Encyclopedia*, include the article title followed by a period, similar to the citation of a chapter title.



Chloramines and Bromamines. *Kirk-Othmer Encyclopedia of Chemical Technology*, 4th ed.; Wiley & Sons: New York, 1993; Vol. 4, pp 931–932.

### Series Publications

Publications such as book series that are periodical in nature but are not journals may be styled as either books or journals. *CASSI* lists every document abstracted and indexed by the Chemical Abstracts Service; hence, book titles are included and abbreviated. Key words to look for with these types of publications include “Advances”, “Methods”, “Progress”, and “Series”.

#### RECOMMENDED FORMAT FOR CITATION AS A BOOK

Author 1; Author 2; Author 3; etc. In *Title*; Editor 1, Editor 2, Eds.; Series Title and Number; Publisher: Place of Publication, Year; Pagination.

► In book format, use the regular citation format for a book reference, but include information pertaining to the series. The series title is spelled out and set in roman type.

Kebarle, P. In *Techniques for the Study of Ion–Molecule Reactions*; Saunders, W., Farrar, J. M., Eds.; Techniques of Chemistry Series 20; Wiley & Sons: New York, 1988; p 125.

*Lignocellulose Biodegradation*; Saha, B. C., Hayashi, K., Eds.; ACS Symposium Series 889; American Chemical Society: Washington, DC, 2004.

► If a volume or part number is given for a series of books instead of a series number, cite this information where a series number would normally appear.

Wiberg, K. In *Investigations of Rates and Mechanisms of Reactions*; Lewis, E. S., Ed.; Techniques of Chemistry, Vol. VI, Part I; Wiley & Sons: New York, 1974; p 764.

► As for any book, you may cite specific chapters.

Puls, J.; Saake, B. Industrially Isolated Hemicelluloses. In *Hemicelluloses: Science and Technology*; Gatenholm, P., Tenkanen, M., Eds.; ACS Symposium Series 864; American Chemical Society: Washington, DC, 2004; pp 24–37.

► In journal format, the series title is used as a journal title, abbreviated according to *CASSI* and italicized, and the series number is used as a journal volume number.

#### RECOMMENDED FORMAT FOR CITATION AS A JOURNAL

Author 1; Author 2; Author 3; etc. *Abbreviation* **Year**, *Volume*, *Pagination*.

Puls, J.; Saake, B. *ACS Symp. Ser.*, **2004**, *864*, 24–37.

Kebarle, P. *Tech. Chem. (N.Y.)* **1988**, *20*, 125.

## Works Written by an Organization or a Committee

An organization or a committee may be the author of a book or periodical article. Acronyms for very well known organizations may be used. It is not necessary to repeat the publisher's name for a work compiled by the organization that published it.

### BOOK FORMAT

American Chemical Society, Committee on Analytical Reagents. *Reagent Chemicals: Specifications and Procedures*, 10th ed.; Washington, DC, 2006.

World Health Organization. *Pathology and Genetics of Tumours of the Head and Neck*; Albany, NY, 2002; Vol. 9.

### PERIODICAL FORMAT

International Union of Pure and Applied Chemistry, Physical Chemistry Division, Commission on Molecular Structure and Spectroscopy. Presentation of Molecular Parameter Values for Infrared and Raman Intensity Measurements. *Pure Appl. Chem.* **1988**, *60*, 1385–1388.

IUPAC. Molecular Absorption Spectroscopy, Ultraviolet and Visible (UV/VIS). *Pure Appl. Chem.* **1988**, *60*, 1449–1460.

## Meetings and Conferences

References to work presented at conferences and meetings must be treated on a case-by-case basis. At least three types of citations are possible:

1. Full citations of published abstracts and proceedings. The format resembles that of a book citation.
2. CASSI citations of published abstracts and proceedings. The format is that of a periodical citation.
3. References to oral presentations, posters, or demonstrations at technical meetings, possibly accompanied by handouts or brochures. These references contain no publication information.

### Full Citations

#### RECOMMENDED FORMAT

Author 1; Author 2; Author 3; etc. Title of Presentation. In *Title of the Collected Work*, Proceedings of the Name of the Meeting, Location of Meeting, Date of Meeting; Editor 1, Editor 2, etc., Eds.; Publisher: Place of Publication, Year; Abstract Number, Pagination.

The format resembles that of a book citation. The title field, however, includes additional information on the meeting title, location, and dates. The actual title

of the book (collected work) is set in italic type and is separated from the meeting information by a comma. The information on meeting location is set in roman type, but it is not repeated if it is included in the book title. The entire field ends with a semicolon.

Garrone, E.; Ugliengo, P. In *Structure and Reactivity of Surfaces*, Proceedings of the European Conference, Trieste, Italy, Sept 13–20, 1988; Zecchina, A., Cost, G., Morterra, C., Eds.; Elsevier: Amsterdam, 1988.

Abstracts are slightly different in that they usually do not have editors. The word “in” is not used before the book title.

Prasad, A.; Jackson, P. *Abstracts of Papers, Part 2*, 212th National Meeting of the American Chemical Society, Orlando, FL, Aug 25–29, 1996; American Chemical Society: Washington, DC, 1996; PMSE 189.

When the phrase “Proceedings of” is part of the reference, include the publisher and place of publication. When a society sponsors a meeting, the society is assumed to be the publisher. If the place of the meeting and the place of publication are the same, additional publisher and place information is not required. However, many organizations such as the ACS sponsor meetings in various cities.

Harwood, J. S. Direct Detection of Volatile Metabolites Produced by Microorganisms. *Proceedings of the 36th ASMS Conference on Mass Spectrometry and Allied Topics*, San Francisco, CA, June 5–10, 1988.

## CASSI Citations

Proceedings and abstracts of meetings and conferences are indexed in *CASSI*. The reference format follows that for periodicals.

*Abstr. Pap.—Am. Chem. Soc.* **1989**, 198.

*CASSI* gives the number of a meeting in ordinal form. Convert this number to an italic cardinal number, and use it as the volume number in the citation, unless *CASSI* has already indicated another volume number.

Journal format can be used for references to preprint papers.

Jones, J.; Oferdahl, K. *Natl. Meet.—Am. Chem. Soc., Div. Environ. Chem.* **1989**, 29 (2), ENVR 22 (or Paper 22).

## Material That Has No Publication Information

### RECOMMENDED FORMATS

Author 1; Author 2; Author 3; etc. Title of Presentation (if any). Presented at Conference Title, Place, Date; Paper Number.

List the data concerning the conference (name, place, and date) separated by commas and followed by a semicolon and the paper number (if any). The entire citation is set in roman type.

Zientek, K. D.; Eyler, J. R. Presented at the 51st ASMS Conference on Mass Spectrometry and Allied Topics, Montreal, Canada, June 8–12, 2003.

Dizman, B.; Elasri, M. O.; Mathias, L. J. Presented at the 227th National Meeting of the American Chemical Society, Anaheim, CA, March 28–April 1, 2004; Paper POLY 229.

## Theses

### RECOMMENDED FORMATS

Author. Title of Thesis. Level of Thesis, Degree-Granting University, Location of University, Date of Completion.

References to theses should be as specific as practical, including, at a minimum, the degree-granting institution and date.

Chandrakanth, J. S. Effects of Ozone on the Colloidal Stability of Particles Coated with Natural Organic Matter. Ph.D. Dissertation, University of Colorado, Boulder, CO, 1994.

Mäckel, H. Capturing the Spectra of Silicon Solar Cells. Ph.D. Thesis, The Australian National University, December 2004.

Kulamer, T. M.S. Thesis, Princeton University, 2004.

### **Author Name Field**

Cite the name in inverted form: surname first, then first initial, middle initial, and qualifiers (Jr., II). End the field with a period.

### **Title Field**

Thesis titles are not essential, but they are informative. They are set in roman type and end with a period.

Erickson, T. A. Development and Application of Geostatistical Methods to Modeling Spatial Variation in Snowpack Properties, Front Range, Colorado. Ph.D. Dissertation, University of Colorado, Boulder, CO, 2004.

Moore, S. Synthesis and Pharmacology of Potential Site-Directed Therapeutic Agents for Cocaine Abuse. Ph.D. Thesis, Georgia Institute of Technology, Atlanta, GA, 2004.

### **Thesis Level Field**

Work done at a master's level is often called a thesis. Work toward the Ph.D. (doctor of philosophy) may be called a thesis or a dissertation, depending on the policy of the degree-granting institution. The following abbreviations are standard for U.S. degrees. Many variations exist for degrees from institutions of other countries.

A.B., B.A., B.S.  
 A.M., M.A., M.S., M.B.A.  
 Ph.D., M.D.

Coghill, S. M.S. Thesis, Northwestern University, Evanston, IL, 2004.  
 Breton, J. C. *Intégrales Multiples Stochastiques Poissonniennes*. Ph.D. Dissertation, University of Lille, France, 2001.

### **University Name and Location Field**

The name of the degree-granting university is the minimum requirement for an acceptable citation. You should also include the city and state or city and country. Use the two-letter postal abbreviations for states. Spell out names of countries unless they have standard abbreviations, such as U.K. for United Kingdom.

Blättler, T. M. Covalent Immobilization of Poly(L-lysine)-g-poly(ethylene glycol) onto Aldehyde Plasma Polymer Coated Surfaces. Diploma Thesis, University of South Australia, 2004.  
 Mohamed, M. Waterjet Cutting Up to 900 MPa. Ph.D. Thesis, University of Hannover, Germany, 2004.

### **Date of Completion Field**

Indicate the date the thesis was completed by year only; month and year; or month, day, and year.

Fleissner, C. Ph.D. Thesis, New York University, March 2003.  
 Marshall, M. Ph.D. Thesis, University of California, San Francisco, CA, 2005.  
 Stover, J. Ph.D. Dissertation, Harvard University, May 24, 2001.

## **Patents**

### RECOMMENDED FORMAT

Patent Owner 1; Patent Owner 2; etc. Title of Patent. Patent Number, Date.

The minimum data required for an acceptable citation are the name(s) of the patent owner(s), the patent number, and the date. Ensure that the patent stage (Patent, Patent Application, etc.) is indicated and that the pattern of the number (e.g., spaces, commas, dashes) follows that of the original patent document. If possible, include the title and the *Chemical Abstracts* reference (preceded by a semicolon) as well.

Sheem, S. K. Low-Cost Fiber Optic Pressure Sensor. U.S. Patent 6,738,537, May 18, 2004.  
 Lenssen, K. C.; Jantscheff, P.; Kiedrowski, G.; Massing, U. Cationic Lipids with Serine Backbone for Transfecting Biological Molecules. Eur. Pat. Appl. 1457483, 2004.

- Petrovick, P. R.; Carlini, E. Antiulcerogenic Preparation from *Maytenus ilicifolia* and Obtaintion Process. Br. Patent PI 994502, March 6, 1999.
- Langhals, H.; Wetzel, F. Perylene Pigments with Metallic Effects. Ger. Offen. DE 10357978.8, Dec 11, 2003; *Chem. Abstr.* **2005**, *143*, 134834.
- Shimizu, Y.; Kajiyama, H. (Kanebo, Ltd., Japan; Kanebo Synthetic Fibers, Ltd.). Jpn. Kokai Tokkyo Koho JP 2004176197 A2 20040624, 2004.

## Government Publications

Publications of the U.S. government and those of state and local governments can be pamphlets, brochures, books, maps, journals, or almost anything else that can be printed. They may have authors or editors, who may be individuals, offices, or committees, or the author may not be identified. They are published by specific agencies, but they are usually (though not always) available through the Government Printing Office rather than the issuing agency. To enable others to find the publication, the American Library Association suggests that you include as much information as possible in the citation. The following are examples of the most commonly cited types of references.

### **Publications of Federal Government Agencies**

#### RECOMMENDED FORMAT

Author 1; Author 2; etc. Chapter Title. *Document Title*; Government Publication Number; Publishing Agency: Place of Publication, Year; Pagination.

The format resembles that of a serial publication in book format. Include as much information as possible.

- Gebhardt, S. E.; Thomas, R. G. *Nutritive Value of Foods*; Home and Garden Bulletin No. 72; U.S. Department of Agriculture, U.S. Government Printing Office: Washington, DC, 2002.
- Agriculture Fact Book 2000*; U.S. Department of Agriculture, U.S. Government Printing Office: Washington, DC, 2000.
- Dey, A. N.; Bloom, B. *Summary Health Statistics for United States Children: National Health Interview Survey, 2003*; DHHS Publication PHS 2005-1551; Department of Health and Human Services, Centers for Disease Control and Prevention, National Center for Health Statistics, U.S. Government Printing Office: Washington, DC, 2005.
- ISCORS Assessment of Radioactivity in Sewage Sludge: Modeling To Assess Radiation Doses*; NUREG-1783; EPA 832-R-03-002A; DOE/EH-0670; ISCORS Technical Report 2004-03; Interagency Steering Committee on Radiation Standards, Sewage Sludge Subcommittee, U.S. Government Printing Office: Washington, DC, 2005.

**Author Name Field**

Include all author names. With multiple authors, separate the names from one another by semicolons. Always end the author field with a period. List the names in inverted form: surname first, then first initial, middle initial, and qualifiers (Jr., II). Some publications list the first 10 authors followed by a semicolon and “et al.”

**Chapter Title Field**

Chapter titles are set in roman type and end with a period.

**Document Title Field**

Treat the formal title of the document as the title of a book. These titles are set in italic type and are separated from the next component of the reference by a semicolon, which is set in italic type.

**Government Publication Number Field**

The government publication number, also called an agency report number, is important because it is unique to the publication and because some indexing services provide access by these numbers. These numbers (or number–letter combinations) are usually printed somewhere on the cover or title page of the document and are sometimes identified as a “report/accession number”. Treat a report number the same as a series number; that is, it follows the book title, ends with a semicolon, and is set in roman type.

**Publishing Agency Field**

The publishing agency field may take on added complexity in government publications. Often, the office or agency issuing the report as well as the Government Printing Office must be cited. The order is department or agency, administration or office, and finally U.S. Government Printing Office, all separated by commas and set in roman type. The field ends with a colon.

**Place of Publication Field**

For the U.S. Government Printing Office, it is always Washington, DC. The field ends with a comma preceding the date of publication.

**Year of Publication Field**

The year of publication is set in roman type and ends with a semicolon if it is followed by pagination information. It ends with a period if it is the last field.

**Pagination Field**

The page numbers are set in roman type and end with a period, unless miscellaneous material is appended to the reference.

### Alternative Format

Government agency references can also be given with *CASSI* abbreviations. In that case, the format is the same as for periodicals.

Thompson, C. R.; Van Atta, G. R.; Bickoff, E. M.; Walter, E. D.; Livingston, A. L.; Guggloz, J. *Tech. Bull.—U.S. Dep. Agric.* **1957**, No. 1161, 63–70.

### Other Federal Publications

#### Federal Register

The *Federal Register* is a periodical and is treated as such in citations.

Agency for Toxic Substances and Disease Registry. Update on the Status of the Superfund Substance-Specific Applied Research Program. *Fed Regist.* **2002**, 67, 4836–4854.

U.S. Food and Drug Administration. Food Labeling: Health Claims and Label Statements for Dietary Supplements. *Fed Regist.* **1999**, 65 (195), 59855–59857.

#### Code of Federal Regulations

Licensing of Government Owned Inventions. *Code of Federal Regulations*, Part 404, Title 37, 2005.

Labeling Requirements for Pesticides and Devices. *Code of Federal Regulations*, Part 156, Title 40, 1998; *Fed. Regist.* **1998**, 15, 7.

#### U.S. Code

The Public Health and Welfare. *U.S. Code*, Section 1396a, Title 42, 2000.

#### U.S. Laws

Treat the name of the law as a chapter title (roman, terminated with a period). No publisher name is needed. The number and date of the law are separated by a comma. If additional publication information is given, it is preceded by a semicolon.

Domestic Quarantine Notices. *Code of Federal Regulations*, Section 301.10, Title 7, Vol. 5, 2005.

Federal Insecticide, Fungicide, and Rodenticide Act. Public Law 92-516, 1972; *Code of Federal Regulations*, Section 136, Title 7, 1990.

### State and Local Government Publications

#### RECOMMENDED FORMAT

Author 1; Author 2; etc. Chapter Title. *Document Title*; Publication Number or Type; Publishing Agency; Place of Publication, Date; Pagination.

*Annual Report 2004: Moving Forward*; Santa Barbara County Air Pollution Control District: Santa Barbara, CA, 2005.



Turner, B.; Powell, S.; Miller, N.; Melvin, J. *A Field Study of Fog and Dry Deposition as Sources of Inadvertent Pesticide Residues on Row Crops*; Report of the Environmental Hazard Assessment Program; California Department of Food and Agriculture: Sacramento, CA, November 1989.

## Technical Reports and Bulletins

Technical reports and bulletins come in many forms. Examples of some of these have already been presented. Many are in-house publications, and some are government publications. Others are reports of work in progress. The publication itself may include a phrase alluding to its status as a technical report or technical bulletin, but it may also simply be called a report or bulletin. Include whatever information is available, following the format shown for the word “Report”, “Report No.,” etc. Document titles are set in italic type.

### RECOMMENDED FORMAT

Author 1; Author 2; etc. *Title of Report or Bulletin*; Technical Report or Bulletin Number; Publisher: Place of Publication, Date; Pagination.

Tschantz, B. A.; Moran, B. M. *Modeling of the Hydrologic Transport of Mercury in the Upper East Fork Poplar Creek (UEFPC) Watershed*; Technical Report for Lockheed Martin Energy Systems: Bethesda, MD, September 2004.

*Fourth DELOS Workshop. Evaluation of Digital Libraries*; Final Report to the National Science Foundation on Grant IIS-225626; Hungarian Academy of Sciences: Budapest, 2002.

## Data Sets

Data sets are compilations of data, such as spectra or property tables. These data sets are often published serially as loose-leaf services, but the content is not always organized in chapters as in other serial publications. The citation of a serial data set should contain the title of the data set, the publisher, the place of publication, the date of the volume, the data entry number (as opposed to the data value), and the name of the figure or other identifying information. The page number can be included in the citation if page numbers are used in the index of the data set.

References to data retrieved from a stand-alone database should cite the source as a computer program (for example, *MDL CrossFire Commander*, see p 323 f) or as an online reference book (for example, the *Kirk-Othmer Encyclopedia of Chemical Technology*, see p 305 f), with the data entry number or other identifying information included at the end of the citation. Data retrieved from an Internet-based database should cite the source as a Web site (see pp 316 ff). If the data retrieved are calculated data, also cite the software used for calculation (for example, ACD/Labs).

## RECOMMENDED FORMAT FOR PRINTED DATA SETS

*Title*; Publisher: Place of Publication, Date; Data Entry Number, Figure Title or other identifying information.

*The Sadtler Standard Spectra: 300 MHz Proton NMR Standards*; Bio-Rad, Sadtler Division: Philadelphia, PA, 1994; No. 7640 (1-Chloropentane).

## Material Safety Data Sheets

Material Safety Data Sheets (MSDSs) are published by the company that manufactures the material covered on the sheet. Citations should include the title of the data sheet, which is the name of the material; the MSDS number; the manufacturing company; the location of the company; and the date on which the document was released. If the online version was used, the designation “Online” is included in brackets after the MSDS number, and the URL and date accessed are included at the end of the citation.

## RECOMMENDED FORMATS

*Title*; MSDS Number; Manufacturing Company: Location of Company, Date.

*Title*; MSDS Number [Online]; Manufacturing Company: Location of Company, Date. URL (accessed Month Day, Year).

*Titanium Dioxide*; MSDS No. T3627; Mallinckrodt Baker: Phillipsburg, NJ, Nov 12, 2003.

*Acetic Anhydride*; MSDS No. A0338 [Online]; Mallinckrodt Baker: Phillipsburg, NJ, Feb 18, 2003. <http://www.jtbaker.com/msds/englishhtml/a0338.htm> (accessed Nov 10, 2004).

## Unpublished Materials

Material in any stage preceding actual publication falls under this general classification, as do personal communications and work not destined for publication.

## RECOMMENDED FORMAT FOR MATERIAL INTENDED FOR PUBLICATION

Author 1; Author 2; etc. Title of Unpublished Work. *Journal Abbreviation*, phrase indicating stage of publication.

Various phrases indicating the stage of publication are acceptable in these references.

- For material accepted for publication, use the phrase “in press”.

Tang, D.; Rupe, R.; Small, G. J.; Tiede, D. M. *Chem. Phys.*, in press.

- For material intended for publication but not yet accepted, use “unpublished work”, “submitted for publication”, or “to be submitted for publication”.

Chatterjee, K.; Visconti, A.; Mirocha, C. J. Deepoxy T-2 Tetraol: A Metabolite of T-2 Toxin Found in Cow Urine. *J. Agric. Food Chem.*, submitted for publication, 2004.

Nokinara, K. Duke University, Durham, NC. Unpublished work, 2003.

As Gordon G. Hammes says in Chapter 1 of this book,

Occasionally, the attribution of an idea or fact may be to a “private communication” of a colleague or fellow scientist. In such cases, permission must be obtained from the individual in question before the citation is made. Reference to unpublished material should be avoided if possible because it generally will not be available to interested readers.

#### RECOMMENDED FORMAT FOR MATERIAL NOT INTENDED FOR PUBLICATION

Author. Affiliation, City, State. Phrase describing the material, Year.

Henschler, L. X. University of Minnesota, Minneapolis, MN. Personal communication, 2001.

Heltman, L. R. DuPont. Private communication, 2003.

Wagner, R. L. University of Utah, Salt Lake City, UT. Unpublished work, 2004.

Messages sent by electronic mail are considered personal communications and are referred to as such.

## Electronic Sources

Electronic media continue to develop rapidly in content, organization, and presentation of information. The conventions for citing electronic resources are evolving to reflect these changes, but the basic principles of citation remain the same: present enough documentation with enough clarity to establish the identity and authority of the source and direction for locating the reference. The guidelines stress consistency both in presentation of information and in reasons for exceptions.

To date, much of the material available in electronic media corresponds to and/or is modeled after the traditional print-based sources discussed earlier in this chapter and should be cited according to those guidelines as appropriate. However, given the transient nature of electronic sources, it is important to provide additional documentation about the format or online location and the date the source was accessed.

### Internet Sources

Internet sources include online editions of traditional sources such as periodicals and books available through Web technology; new collective sites of information, including Internet-based databases using Web, file transfer protocol (FTP),

and Telnet technologies; and electronic mailing lists and mail messages that may or may not use Web interfaces. Each source has an electronic address; for sources using the World Wide Web, this address is called the uniform resource locator (URL). As Web interfaces and supporting technologies evolve, direct addresses of items will often change to reflect new structures. Changing addresses can disrupt access to information sources that may still be available but at new locations and in modified formats. This issue can be resolved locally through use of persistent URLs. A persistent URL remains constant, but the actual location of a source is tracked through a local database that can be updated without disrupting the URL.

Information sources can also be tracked globally through coordinated efforts such as the Digital Object Identifier (DOI) system. Information providers register their sources, which are assigned unique and persistent DOIs. Each DOI is similar to a barcode that manages a complex profile of multiple pieces, formats, locations, ownership rights, and interoperability features. The identity of and access to an electronic information source is maintained through its DOI regardless of changes in location, format, or publisher. The use of DOIs is spreading among publishers as an efficient system to manage journal articles and other types of intellectual property on the Web. Further information about the DOI system can be found at <http://www.doi.org> (accessed April 13, 2005).

CrossRef is an application of the DOI system that links online citations across publishers. The unique identification and persistent location information in the DOI is packaged into an open URL that publishers and libraries can use to link to subscribed full-text content from reference lists. These links appear with citations in the reference lists of online articles and databases from several participating publishers.

For the purposes of citation, reference style conventions continue to use the URL as the most direct route to the location of a source. DOIs are sometimes used by publishers in place of page numbers or article numbers and should be included in citations in this context.

► URLs can be long and complicated, and there are conventions for splitting an address between multiple lines; see Chapter 10 (pp 156–157) for guidelines on breaking URLs and e-mail addresses.

### Online Periodicals

There are several types of periodicals online, including those based on print editions, electronic copies retrieved from databases, articles released online in advance of a full print issue, periodicals published only in electronic format, and article preprints posted in preprint servers. The reference styles for periodicals apply, with additional information concerning online location and accession date assigned as needed. As for print periodicals, article titles are desirable but not included in all ACS publications; check the publication itself.

RECOMMENDED FORMAT FOR ONLINE PERIODICALS  
BASED ON PRINT EDITIONS

Author 1; Author 2; Author 3; etc. Title of Article. *Journal Abbreviation* [Online] **Year**, *Volume*, Inclusive pagination or other identifying information. URL (accessed Month Day, Year).

Currently, the majority of the articles retrieved from online publications are based on corresponding print versions. For these articles, the basic periodical reference style is used, but if the article has been viewed only in its electronic form, the designation “Online” is included in brackets after the journal abbreviation.

Fine, L. Einstein Revisited. *J. Chem. Educ.* [Online] **2005**, 82, 1601 ff. <http://jchemed.chem.wisc.edu/Journal/Issues/2005/Nov/abs1601.html> (accessed Oct 15, 2005).

RECOMMENDED FORMATS FOR ELECTRONIC COPIES OF ARTICLES  
RETRIEVED FROM A DATABASE PROVIDER

Author 1; Author 2; Author 3; etc. Title of Article. *Journal Abbreviation* [Online] **Year**, *Volume*, Article Number or other identifying information. Database Provider. URL of top page (accessed Month Day, Year).

Author 1; Author 2; Author 3; etc. Title of Article. *Title of Periodical* [Online], Complete Date, Pagination. Database Provider. URL of top page (accessed Month Day, Year).

Electronic copies of periodicals, nonscientific magazines, or newspapers retrieved from subscription database services often provide only the original text but not the original formatting or the figures. For online articles provided as content in a subscription database, use the reference style for periodicals or nonscientific magazines as appropriate, and include the name of the database provider, the URL of the top page, and the date accessed.

Hallet, V. Scanning the Globe for Organic Chemistry. *U.S. News and World Report* [Online], April 19, 2004, p 59. Business Source Premier. <http://www.epnet.com/academic/bussourceprem.asp> (accessed April 24, 2005).

RECOMMENDED FORMAT FOR ARTICLES PUBLISHED ONLINE  
IN ADVANCE OF PRINT ISSUES

Author 1; Author 2; Author 3; etc. Title of Article. *Journal Abbreviation* [Online early access]. DOI or other identifying information. Published Online: Month Day, Year. URL (accessed Month Day, Year).

Often, articles are ready for publication in advance of a full issue of a periodical. Several publishers offer these articles online up to weeks in advance of the print issue. They are identical to the corresponding print articles except that page numbers are often not yet available. Publishers market this service under different names; the ACS Publications Division labels them As Soon As Publishable (ASAP). For citation purposes, use the designation “Online early access” in brackets after the journal abbreviation in place of the publisher-specific term.

Also include the DOI or other identifying information, the online publication date, the URL, and the date accessed.

Pratt, D. A.; van der Donk, W. A. Theoretical Investigations into the Intermediacy of Chlorinated Vinylcobalamins in the Reductive Dehalogenation of Chlorinated Ethylenes. *J. Am. Chem. Soc.* [Online early access]. DOI: 10.1021/ja047915o. Published Online: Dec 8, 2004. <http://pubs.acs.org/cgi-bin/asap.cgi/jacsat/asap/html/ja047915o.html> (accessed Dec 8, 2004).

#### RECOMMENDED FORMAT FOR PERIODICALS PUBLISHED ONLY IN ELECTRONIC FORMAT

Author 1; Author 2; Author 3; etc. Title of Article. *Journal Abbreviation* [Online] **Year**, *Volume*, Article Number or other identifying information. URL (accessed Month Day, Year).

A periodical published only in electronic format may include additional electronic features, data, or commentaries. Use the reference style for periodicals, and include the direct URL of the article as well as the date accessed. Volume and page numbers are often not relevant. If they are not used, include the article number, DOI, or other identifying information.

Zloh, M.; Esposito, D.; Gibbons, W. A. Helical Net Plots and Lipid Favourable Surface Mapping of Transmembrane Helices of Integral Membrane Proteins: Aids to Structure Determination of Integral Membrane Proteins. *Internet J. Chem.* [Online] **2003**, 6, Article 2. <http://www.ijc.com/articles/2003v6/2/> (accessed Oct 13, 2004).

#### RECOMMENDED FORMAT FOR ARTICLES RETRIEVED FROM PREPRINT SERVERS

Author 1; Author 2; Author 3; etc. Title of Article. Year, Article Number. Name of Repository. URL (accessed Month Day, Year).

Ward, D. W.; Nelson, K. A. Finite Difference Time Domain (FDTD) Simulations of Electromagnetic Wave Propagation Using a Spreadsheet. 2004, arXiv:physics/0402096. arXiv.org e-Print archive. <http://arxiv.org/abs/physics/0402096> (accessed Oct 13, 2004).

### Online Books

Books published online generally correspond to printed versions, and the reference styles are similar. Online location and access date should always be included when citing online books. Reference works published online are often updated with new content, and the dates on which sections were posted or updated should also be included.

#### RECOMMENDED FORMAT FOR ONLINE BOOKS WITHOUT EDITORS

Author 1; Author 2; Author 3; etc. *Book Title* [Online]; Series Information (if any); Publisher: Place of Publication, Year; Volume Number, Pagination. URL (accessed Month Day, Year).

Tour, J. M. *Molecular Electronics: Commercial Insights, Chemistry, Devices, Architecture and Programming* [Online]; World Scientific: River Edge, NJ, 2003; pp 177–180. [http://legacy.netlibrary.com/ebook\\_info.asp?product\\_id=91422&piclist=19799,20141,20153](http://legacy.netlibrary.com/ebook_info.asp?product_id=91422&piclist=19799,20141,20153) (accessed Nov 7, 2004).

#### RECOMMENDED FORMAT FOR ONLINE BOOKS WITH EDITORS

Author 1; Author 2; Author 3; etc. Chapter Title. In *Book Title* [Online]; Editor 1, Editor 2, etc., Eds.; Series Information (if any); Publisher: Place of Publication, Year; Volume Number, Pagination. URL (accessed Month Day, Year).

Oleksyn, B. J.; Stadnicka, K.; Sliwinski, J. Structural Chemistry of Enamines: A Statistical Approach. In *The Chemistry of Enamines* [Online]; Rappoport, Z., Ed.; The Chemistry of Functional Groups; Patai, S., Rappoport, Z., Series Eds.; Wiley & Sons: New York, 1994; Chapter 2, pp 87–218. <http://www3.interscience.wiley.com/cgi-bin/summary/109560980/SUMMARY> (accessed April 24, 2005).

#### RECOMMENDED FORMAT FOR ONLINE ENCYCLOPEDIAS

Article Title. *Encyclopedia Title*, edition [Online]; Publisher, Posted Online Posting Date. URL (accessed Month Day, Year).

Alkanolamines from Nitro Alcohols. *Kirk-Othmer Encyclopedia of Chemical Technology* [Online]; Wiley & Sons, Posted March 14, 2003. <http://www.mrw.interscience.wiley.com/kirk/articles/alkaboll.a01/frame.html> (accessed Nov 7, 2004).

### Web Sites

Aside from online periodicals and books, general Web sites containing a wide variety of information might need to be cited. Some sites are accessible by anyone, but many are accessible only by subscription. Reference styles for FTP and Telnet sites are similar to those for Web sites. Specific examples are given here for general Web sites and databases, stand-alone documents, unpublished conference proceedings, and electronic theses.

#### RECOMMENDED FORMAT FOR GENERAL WEB SITES

Author (if any). Title of Site. URL (accessed Month Day, Year), other identifying information (if any).

Use the title found on the Web site itself; add the words “Home Page” for clarification when needed. Data retrieved from Internet-based databases should include a data entry number. Stand-alone databases should be cited as computer programs (see p 323).

ACS Publications Division Home Page. <http://pubs.acs.org> (accessed Nov 7, 2004).  
Chemical Abstracts Service. STN on the Web. <http://stnweb.cas.org> (accessed Nov 7, 2004).

International Union of Pure and Applied Chemistry Home Page. [http://www.iupac.org/dhtml\\_home.html](http://www.iupac.org/dhtml_home.html) (accessed April 24, 2005).

Library of Congress Home Page. <http://www.loc.gov> (accessed April 24, 2005).  
 Northern Illinois University. Department of Chemistry and Biochemistry Home Page. <http://www.chembio.niu.edu> (accessed Nov 7, 2004).  
 Sheffield Chemistry Software Archive (Macintosh). <ftp://ftp.shef.ac.uk/pub/uni/academic/A-C/chem> (accessed April 24, 2005).  
 U.S. Environmental Protection Agency. <http://www.epa.gov> (accessed Nov 7, 2004).

#### RECOMMENDED FORMAT FOR DOCUMENTS RETRIEVED FROM INSTITUTIONAL OR AGENCY WEB SITES

Author 1; Author 2; Author 3; etc. Title of Document, Year. Title of Site. URL (accessed Month Day, Year).

If an article is contained within a large and complex Web site, such as that for a university or a government agency, the host organization and the relevant program or department should be identified before giving the direct URL of the article and accession date.

Chou, L.; McClintock, R.; Moretti, F.; Nix, D. H. Technology and education: New wine in new bottles: Choosing pasts and imagining educational futures, 1993. Columbia University Institute for Learning Technologies Web site. <http://www.ilt.columbia.edu/publications/papers/newwine1.html> (accessed Aug 24, 2000).

#### RECOMMENDED FORMAT FOR ONLINE UNPUBLISHED CONFERENCE PRESENTATIONS

Author 1; Author 2; etc. Title of Presentation. Presented at Conference Title [Online], Place, Date; Paper Number. Title of Site. URL (accessed Month Day, Year).

Works presented at conferences or meetings can be cited in several formats, as discussed earlier in this chapter. Generally, published abstracts or proceedings can be cited as online books or as online periodicals. Materials from oral presentations, posters, or demonstrations that do not contain publication information should be cited as follows.

Manly, S. Collective flow with PHOBOS. Presented at the 20th Winter Workshop on Nuclear Dynamics [Online], Trelawny Beach, Jamaica, March 15–20, 2004. University of Rochester, DSpace Web site. <http://hdl.handle.net/1802/228> (accessed Oct 13, 2004).

#### RECOMMENDED FORMAT FOR ELECTRONIC THESES

Author. Title of Thesis. Level of Thesis [Online], Degree-Granting University, Location of University, Date of Completion. URL (accessed Month Day, Year).

Lozano, P. C. Studies on the Ion-Droplet Mixed Regime in Colloid Thrusters. Ph.D. Thesis [Online], Massachusetts Institute of Technology, Cambridge, MA, January 2003. <http://theses.mit.edu/Dienst/UI/2.0/Describe/0018.mit.etheses%2f2003-1> (accessed Nov 7, 2004).



## Electronic Lists and Newsgroups

### RECOMMENDED FORMAT FOR ELECTRONIC LISTS AND NEWSGROUPS

Mailing List or Newsgroup Name, other information, electronic address (accessed Month Day, Year).

Chemical Information List Server, CHMINF-L@iubvm.ucs.indiana.edu (accessed Oct 13, 2004).

Computational Chemistry List, solvent discussion in archived messages of September 2003, chemistry@ccl.net (accessed Nov 10, 2004).

Molecular Diversity for Basic Research & Drug Discovery, mol-diversity@listserv.arizona.edu (accessed Nov 10, 2004).

## Electronic Mail Messages

Whether the message was personal and sent only to you or whether it was posted in a newsgroup, it is not published. E-mail messages should be cited the same as any other personal communication. Include the year and the professional affiliation of the author.

### RECOMMENDED FORMAT FOR ELECTRONIC MAIL MESSAGES

Author. Affiliation, City, State. Personal communication, Year.

Solla, L. R. Cornell University, Ithaca, NY. Personal communication, 2005.

## CD-ROMs and DVDs

The reference style for information published in CD-ROM or DVD format follows that for periodicals and books as appropriate, and the designation “CD-ROM” or “DVD” is included in brackets.

### RECOMMENDED FORMAT FOR CD-ROM AND DVD PERIODICALS

Author 1; Author 2; Author 3; etc. Title of Article. *Journal Abbreviation* [CD-ROM or DVD] Year, Volume, pagination or other identifying information.

Fleming, S. A.; Jensen, A. W. Substituent Effects on the Photocleavage of Benzyl–Sulfur Bonds. Observation of the “Meta” Effect. *J. Org. Chem.* [CD-ROM] 1996, 61, 7044.

### RECOMMENDED FORMATS FOR CD-ROM AND DVD BOOKS

Author 1; Author 2; etc. Chapter Title. In *Book Title*, Edition Number [CD-ROM or DVD]; Editor 1, Editor 2, etc., Eds.; Publisher: Place of Publication, Year; Volume Number.

Author 1; Author 2; etc. Chapter Title. *Book Title*, Edition Number [CD-ROM or DVD]; Publisher: Place of Publication, Year; Volume Number.

Vining, W. J.; Kotz, J.; Harman, P.; Vining, W.; McDonald, A.; Ward, J. *General Chemistry*, 3rd ed. [CD-ROM]; Thomson Brooks/Cole: Florence, KY, 2002.

Rowley, D.; Ramaker, D. *Standard Deviants Chemistry DVD Pack* [DVD]; Goldhill Educational: Camarillo, CA, 2000.

Many books in CD-ROM or DVD format are reference works, so they have no authors, editors, or chapter titles.

*The Merck Index*, 13.4 [CD-ROM]; Wiley: New York, 2005.

*Green Chemistry: Meeting Global Challenges* [DVD]; American Chemical Society: Washington, DC, 2003.

#### RECOMMENDED FORMAT FOR CONFERENCE PROCEEDINGS ON CD-ROM OR DVD

Author 1; Author 2; etc. Title of Presentation. In *Title of Conference*, Location of Meeting, Date of Meeting [CD-ROM or DVD]; Publisher: Place of Publication, Year; other identifying information.

Vasaru, G. Sources of Tritium. In *Proceedings of the 2nd International Conference on Nuclear Science and Technology in Iran*, Shiraz, Iran, April 27–30, 2004 [CD-ROM]; Conference Permanent Committee, Ed.; Shiraz University: Shiraz, Iran, 2004.

### Computer Programs

References to computer programs must be treated on a case-by-case basis. Five common presentations of computer programs are possible:

1. book format, with the name of the program as the title
2. technical report format
3. CASSI format
4. free style, as a simple listing of program title and author of program
5. thesis style

### Book Format

#### RECOMMENDED FORMAT

Author 1; Author 2; etc. *Program Title*, version or edition; Publisher: Place of Publication, Year.

The recommended format is the same as that for a book citation, except that there are no chapters or pages. The name of the computer program, with any descriptors, is considered the title and is set in italic type. If you wish to include additional information about a program that is important for the reader to know, you may add it at the end of the reference with or without parentheses or append it to the title in parentheses before the semicolon.

Binkley, J. S. *GAUSSIAN82*; Department of Chemistry, Carnegie Mellon University: Pittsburgh, PA, 1982.

Main, P. *MULTAN 80: A System of Computer Programs for the Automated Solution of Crystal Structures from X-ray Diffraction Data*; Universities of York and Louvain: York, England, and Louvain, Belgium, 1980.

## RECOMMENDED FORMAT FOR COMMERCIAL SOFTWARE AND DATABASES

*Program Title*, version or edition; comments; Publisher: Place of Publication, Year.

References to data should include the data entry number or other identifying information at the end of the citation. The date of access can also be included if the database is updated frequently. If the data retrieved are calculated data, also cite the software used for the calculation (for example, ACD/Labs).

*Mathematica*, version 5.1; software for technical computation; Wolfram Research: Champaign, IL 2004.

*MDL CrossFire Commander*, version 7; Elsevier MDL: San Leandro, CA, 2004; BRN 635994.

*Scifinder Scholar*, version 2004.2; Chemical Abstracts Service: Columbus, OH, 2004; RN 107-21-1 (accessed Dec 20, 2005); calculated using ACD/Labs software, version 8.14; ACD/Labs 1994–2006.

**Technical Report Format**

## RECOMMENDED FORMAT

Author. *Title of Report*; Technical Report Number; Publisher: Place of Publication, Year; Pagination (if any).

In a citation to a computer program as a technical report, a report or technical report number is included. As with book format, the name of the computer program is considered the title of the technical report.

Beurskens, P. T.; Bossman, W. P.; Doesburg, H. M.; Gould, R. O.; van der Hark, Th. E. M.; Prick, P. A. J. *DIRDIF: Direct Methods for Difference Structures*; Technical Report 1980/1; Crystallographic Laboratory: Toernooiveld, Netherlands, 1980.

Johnson, C. K. *ORTEP-II: A Fortran Thermal Ellipsoid Plot Program for Crystal Structure Illustrations*; Report ORNL-5138; National Technical Information Service, U.S. Department of Commerce: Springfield, VA, 1976.

**CASSI Format**

Because of the broad base from which *Chemical Abstracts* indexes work, computer programs, in the form of technical reports, may be referenced. In such cases, CASSI format would be appropriate.

Johnson, C. K. *Oak Ridge Natl. Lab., [Rep.] ORNL (U.S.) 1978*, ORNL-5348.

**Free Style**

When only minimal information (e.g., author and program name) is available, present the information as simply as possible.

Programs used in this study included local modifications of Jacobson's ALLS, Zalkin's FORDAP, Busing and Levy's ORFEE, and Johnson's ORTEP2. Lozos, G.; Hoffman, B.; Franz, C. SIMI4A, Chemistry Department, Northwestern University.

## Thesis Style

Sheldrick, G. M. SHELX-76: Program for Crystal Structure Determination. Cambridge University, 1976.

## Collating References

Collate all references at the end of the manuscript in numerical order if cited by number and in alphabetical order if cited by author. Do not include items in the reference list that are not cited in the manuscript. Check the publication for which you are writing. Some publications do not allow multiple references to be listed as one numbered entry; they prefer that each numbered entry include only one unique reference.

To collate references according to the author–date style, use the following format.

1. Alphabetize in order of the first authors' surnames.
2. When the same first author is common to multiple references,
  - Group the single-author references first. List them chronologically. To distinguish among references having the same year, add a lowercase letter (a, b, c, etc.) to the year.
  - Group the two-author references next. List them chronologically. To distinguish among references having the same year, add a lowercase letter (a, b, c, etc.) to the year.
  - Group all multiple-author (three or more) references last. List them chronologically. To distinguish among references having the same year, add a lowercase letter (a, b, c, etc.) to the year.

Hamilton, F. J. *Biochemistry* **2003**, *42*, 78–86.

Hamilton, F. J. *J. Agric. Food Chem.* **2004a**, *52*, 1622–1633.

Hamilton, F. J. *J. Org. Chem.* **2004b**, *69*, 298–306.

Hamilton, F. J.; Salvo, P. A. *J. Agric. Food Chem.* **2005**, *53*, 918–924.

Hurd, R. J. *Magn. Reson.* **1999**, *87*, 422.

Mills, M. S.; Thurman, E. M. *Anal. Chem.* **2001**, *73*, 1985–1990.

O'Connor, D. J. *Environ. Eng. ASCE* **2002**, *114*, 507–522.

Rahwan, R. G., Witiak, D. T., Eds. *Calcium Regulation by Calcium Antagonists*; ACS Symposium Series 201; American Chemical Society: Washington, DC, 2004.

Scarponi, T. M.; Moreno, S. P. *Biochemistry* **2002**, *41*, 345–360.

- Scarponi, T. M.; Adams, J. S. *J. Pharm. Sci.* **2003**, *92*, 703–712.
- Serpone, N.; Pellizzetti, E. *Photocatalysis: Fundamentals and Applications*; Wiley & Sons: New York, 2004.
- Tewey, L. P.; Rodriguez, R. E.; Jennes, A. C. *J. Agric. Food Chem.* **2001**, *49*, 1879–1886.
- Tewey, L. P.; Rodriguez, R. E.; Fortunato, B. D.; Jennes, A. C. *Ind. Eng. Chem. Res.* **2002a**, *41*, 465–472.
- Tewey, L. P.; Hiroshi, C. Y.; Allen, P. R.; Lowe, D. L. *Biochemistry* **2002b**, *41*, 11689–11699.
- Tewey, L. P.; Rolland, H. J.; Harwood, C. C. *J. Org. Chem.* **2002c**, *67*, 3548–3556.
- Tewey, L. P.; Allen, P. R.; Levy, M. S. *J. Am. Chem. Soc.* **2003**, *125*, 2520.

Do not use the Latin terms *ibid.* (in the same place) or *idem* (the same) because the actual reference source cannot be searched on electronic databases.

## Reference/Citation Managers

Software programs are available to assist with the process of collecting and collating references. With such programs, researchers can create personal electronic collections or libraries of references and tailor the formatting to any number of uses and publishing guidelines. Citations are parsed into searchable databases of component fields, and formatting templates draw on the data to produce reference lists in a variety of reference styles. The process is further enhanced by filters designed to correctly interpret the variety of incoming reference formats. Filters, fields, and templates are customizable to accommodate additional sources and styles.

Additional features have been developed to improve the convenience of these tools, including connection scripts for hundreds of public-access and subscription-based bibliographic databases and increased variety of field types to accommodate figures, cross-linking, personal annotation, etc. Plug-ins are available for word-processing packages to format citations within the text, reference lists, and lists of figures as authors write. There are also networking options for cooperative reference building and linking to full-text versions of references.

Researchers can search literature databases either directly or through a reference manager interface; import text, images, and figures from journal articles, Web sites, and other reference managers; arrange reference lists in numerous collections or libraries; search and retrieve records by any field; format footnotes, endnotes, and stand-alone bibliographies; share and co-edit these lists with colleagues; and export citations in hundreds of publication-specific styles in several languages. These software packages assist the research process from initial literature searching to writing and editing final publications.

Leading reference management programs include EndNote, Reference Manager, ProCite, RefWorks, and Biblioscape. EndNote, Reference Manager, and

ProCite are currently all owned by Thomson Scientific and are available as stand-alone software packages for both Windows and Macintosh platforms. RefWorks is a Web-based program with individual accounts that can be accessed across platforms from any point of Internet access. Biblioscape is available in a variety of stand-alone and Web-based options. For the most part, these programs cover the gamut of research disciplines and are fairly well populated with filters and templates specific to the chemistry literature. Reviews of these and other bibliographic management software tools are regularly available in the library literature.

The Thomson Scientific products were developed independently and still retain distinctive characteristics in their functionality. EndNote focuses on the reference input and output needs of the individual researcher, with hundreds of connection scripts and filters and more than 1000 citation style templates. EndNote is updated regularly and has a growing number of enhanced features available. Reference Manager has traditionally targeted collaborative reference sharing between colleagues, with networking options that allow multiple users to work on the same reference list for a project. Some of these features are now becoming available in EndNote as well. Reference Manager is only available for the Windows platform. ProCite has focused on managing reference collections with larger numbers of fields and reference types and more advanced grouping and searching techniques. ProCite has not been updated since version 5 in 2001.

RefWorks is published by RefWorks.com and emphasizes the convenience and collaborative nature of Web-based software. The program and updates are provided on the RefWorks server, and users' bibliographic data are stored there as well. Multiuser accounts are available for collaborative work. The options for filters, fields, reference types, and templates are less developed in RefWorks than in the other tools discussed here and do not include filters or templates for ACS journal styles.

Biblioscape is published by CG Information, founded by scientists specifically to manage scientific and electronic information. Biblioscape is a suite of products with different sets of features designed for a variety of users, including undergraduate and graduate students, researchers, and librarians. Options include Web access, intranet, and freeware editions. More than 1000 output styles are available, including the ACS journal styles.



## APPENDIX 14-1

# CASSI Abbreviations for the 1000+ Most Commonly Cited Journals

This appendix lists the *Chemical Abstracts Service Source Index*, or CASSI, abbreviations for more than 1000 of the most commonly cited journals. Note that some journals of the same name are published in more than one city. Authors should check the journal name carefully and include the city to prevent misunderstanding.

ACS Symp. Ser.	Am. J. Obstet. Gynecol.
Acta Crystallogr., Sect. C: Cryst. Struct. Commun.	Am. J. Pathol.
Acta Crystallogr., Sect. D: Biol. Crystallogr.	Am. J. Physiol.
Acta Crystallogr., Sect. E: Struct. Rep. Online	Am. J. Respir. Cell Mol. Biol.
Acta Hortic.	Am. J. Vet. Res.
Acta Mater.	Am. Mineral.
Acta Pharmacol. Sin.	Anal. Bioanal. Chem.
Acta Phys. Pol., B	Anal. Biochem.
Adv. Exp. Med. Biol.	Anal. Chem.
Adv. Mass Spectrom.	Anal. Chim. Acta
Adv. Mater. (Weinheim, Ger.)	Anal. Lett.
Adv. Sci. Technol. (Faenza, Italy)	Anal. Sci.
Adv. Space Res.	Analyst (Cambridge, U.K.)
Adv. Synth. Catal.	Anesth. Analg. (Hagerstown, MD, U.S.)
AIChE J.	Anesthesiology
AIDS (London, U.K.)	Angew. Chem., Int. Ed.
AIDS Res. Hum. Retroviruses	Anim. Genet.
AIP Conf. Proc.	Ann. N.Y. Acad. Sci.
Alcohol.: Clin. Exp. Res.	Ann. Neurol.
Aliment. Pharmacol. Ther.	Annu. Rep.—Conf. Electr. Insul. Dielectr. Phenom.
Am. Heart J.	Annu. Tech. Conf.—Soc. Plast. Eng.
Am. J. Cardiol.	Anti-Cancer Drugs
Am. J. Clin. Nutr.	Anticancer Res.
Am. J. Hum. Genet.	Antimicrob. Agents Chemother.
	Antioxid. Redox Signaling

Reprinted from *CASSI Annual Collective Issue for January–December 2004*; American Chemical Society: Washington, DC, 2004; pp 42I–45I. Copyright 2004 American Chemical Society.

- Appl. Biochem. Biotechnol.  
 Appl. Catal., A  
 Appl. Catal., B  
 Appl. Environ. Microbiol.  
 Appl. Geochem.  
 Appl. Microbiol. Biotechnol.  
 Appl. Opt.  
 Appl. Organomet. Chem.  
 Appl. Phys. A: Mater. Sci. Process.  
 Appl. Phys. B: Lasers Opt.  
 Appl. Phys. Lett.  
 Appl. Radiat. Isot.  
 Appl. Spectrosc.  
 Appl. Surf. Sci.  
 Aquaculture  
 Aquat. Toxicol.  
 Arch. Biochem. Biophys.  
 Arch. Environ. Contam. Toxicol.  
 Arch. Pharmacol. Res.  
 Arch. Virol.  
 ARKIVOC (Gainesville, FL, U.S.)  
 Arterioscler., Thromb., Vasc. Biol.  
 Arthritis Rheum.  
 Asian–Australas. J. Anim. Sci.  
 Asian J. Chem.  
 Astron. Astrophys.  
 Astron. J.  
 Astron. Soc. Pac. Conf. Ser.  
 Astrophys. J.  
 Astrophys. J., Suppl. Ser.  
 Atherosclerosis (Amsterdam, Neth.)  
 Atmos. Chem. Phys.  
 Atmos. Environ.  
 Aust. J. Chem.  
 Azerb. Khim. Zh.  
 Bandaoti Xuebao  
 Behav. Brain Res.  
 Biochem. Biophys. Res. Commun.  
 Biochem. Eng. J.  
 Biochem. J.  
 Biochem. Pharmacol.  
 Biochem. Soc. Trans.  
 Biochem. Syst. Ecol.  
 Biochemistry  
 Biochemistry (Moscow, Russ. Fed.)  
 Biochim. Biophys. Acta  
 Bioconjugate Chem.  
 Bioinformatics  
 Biol. Chem.  
 Biol. Pharm. Bull.  
 Biol. Psychiatry  
 Biol. Reprod.  
 Biol. Trace Elem. Res.  
 Biomacromolecules  
 Biomaterials  
 Bioorg. Med. Chem.  
 Bioorg. Med. Chem. Lett.  
 Biophys. Chem.  
 Biophys. J.  
 Biopolymers  
 Bioresour. Technol.  
 Biosci., Biotechnol., Biochem.  
 Biosens. Bioelectron.  
 BioTechniques  
 Biotechnol. Bioeng.  
 Biotechnol. Lett.  
 Biotechnol. Prog.  
 Blood  
 BMC Bioinf.  
 Bone (San Diego, CA, U.S.)  
 Bone Marrow Transplant.  
 Br. J. Anaesth.  
 Br. J. Cancer  
 Br. J. Clin. Pharmacol.  
 Br. J. Haematol.  
 Br. J. Nutr.  
 Br. J. Pharmacol.  
 Brain Res.  
 Breast Cancer Res. Treat.  
 Bul. Stiint. Univ. "Politeh." Timisoara  
     Rom., Ser. Chim. Ing. Mediului  
 Bull. Chem. Soc. Jpn.  
 Bull. Environ. Contam. Toxicol.  
 Bull. Exp. Biol. Med.  
 Bull. Korean Chem. Soc.  
 Bunseki Kagaku  
 C. R. Chim.  
 Cailiao Kexue Yu Gongcheng Xuebao  
 Can. J. Chem.  
 Cancer (New York, NY, U.S.)  
 Cancer Biol. Ther.  
 Cancer Cell



- Cancer Chemother. Pharmacol.  
 Cancer Epidemiol., Biomarkers Prev.  
 Cancer Genet. Cytogenet.  
 Cancer Lett. (Amsterdam, Neth.)  
 Cancer Res.  
 Cancer Sci.  
 Carbon  
 Carbohydr. Polym.  
 Carbohydr. Res.  
 Carcinogenesis  
 Cardiovasc. Res.  
 Catal. Commun.  
 Catal. Lett.  
 Catal. Today  
 Cell (Cambridge, MA, U.S.)  
 Cell Biol. Int.  
 Cell Cycle  
 Cell Death Differ.  
 Cell. Mol. Life Sci.  
 Cell. Signalling  
 Cem. Concr. Compos.  
 Cem. Concr. Res.  
 Ceram. Eng. Sci. Proc.  
 Ceram. Int.  
 Ceram. Trans.  
 Cereal Chem.  
 Chem. Biol.  
 Chem. Commun. (Cambridge, U.K.)  
 Chem. Eng. J. (Amsterdam, Neth.)  
 Chem. Eng. News  
 Chem. Eng. Process.  
 Chem. Eng. Res. Des.  
 Chem. Eng. Sci.  
 Chem.—Eur. J.  
 Chem. Geol.  
 Chem. Heterocycl. Compd. (New York, NY, U.S.)  
 Chem. Ing. Tech.  
 Chem. Lett.  
 Chem. Mater.  
 Chem. Nat. Compd.  
 Chem. Pet. Eng.  
 Chem. Pharm. Bull.  
 Chem. Phys.  
 Chem. Phys. Lett.  
 Chem. Res. Chin. Univ.  
 Chem. Res. Toxicol.  
 Chem. Rev. (Washington, DC, U.S.)  
 Chem. Sens.  
 ChemBioChem  
 Chemosphere  
 ChemPhysChem  
 Chest  
 Chin. Chem. Lett.  
 Chin. J. Chem.  
 Chin. Med. J. (Beijing, China, Engl. Ed.)  
 Chin. Sci. Bull.  
 Chromatographia  
 Circ. Res.  
 Circulation  
 Clin. Biochem.  
 Clin. Cancer Res.  
 Clin. Chem. (Washington, DC, U.S.)  
 Clin. Chem. Lab. Med.  
 Clin. Chim. Acta  
 Clin. Diagn. Lab. Immunol.  
 Clin. Endocrinol. (Oxford, U.K.)  
 Clin. Exp. Allergy  
 Clin. Exp. Immunol.  
 Clin. Exp. Pharmacol. Physiol.  
 Clin. Immunol. (San Diego, CA, U.S.)  
 Clin. Infect. Dis.  
 Clin. Sci.  
 Collect. Czech. Chem. Commun.  
 Colloid Polym. Sci.  
 Colloids Surf., A  
 Colloids Surf., B  
 Combust. Flame  
 Commun. Soil Sci. Plant Anal.  
 Comp. Biochem. Physiol., Part A: Mol. Integr. Physiol.  
 Comp. Biochem. Physiol., Part B: Biochem. Mol. Biol.  
 Compos. Sci. Technol.  
 Comput. Chem. Eng.  
 Congr. Anu.—Assoc. Bras. Metal. Mater.  
 Corros. Sci.  
 Crit. Care Med.  
 Cryst. Growth Des.  
 Cuihua Xuebao  
 Curr. Biol.  
 Curr. Med. Chem.

- Curr. Microbiol.  
 Curr. Pharm. Des.  
 Curr. Sci.  
 Cytogenet. Genome Res.  
 Cytokine+  
 Czech. J. Phys.  
 Dalton Trans.  
 Desalination  
 Dev. Biol. (San Diego, CA, U.S.)  
 Dev. Brain Res.  
 Dev. Cell  
 Dev. Dyn.  
 Development (Cambridge, U.K.)  
 Di-San Junyi Daxue Xuebao  
 Diabetes  
 Diabetologia  
 Diamond Relat. Mater.  
 Dianchi  
 Dianyuan Jishu  
 Dier Junyi Daxue Xuebao  
 Diffus. Defect Data, Pt. B  
 Dig. Dis. Sci.  
 Disi Junyi Daxue Xuebao  
 Diyi Junyi Daxue Xuebao  
 DNA Repair  
 Dokl. Biol. Sci.  
 Dokl. Bulg. Akad. Nauk.  
 Dokl. Earth Sci.  
 Dopov. Nats. Akad. Nauk Ukr.  
 Drug Metab. Dispos.  
 Dyes Pigm.  
 EAAP Publ.  
 Earth Planet. Sci. Lett.  
 Ecotoxicol. Environ. Saf.  
 Electroanalysis  
 Electrochem. Commun.  
 Electrochem. Solid-State Lett.  
 Electrochemistry (Tokyo, Jpn.)  
 Electrochim. Acta  
 Electron. Lett.  
 Electrophoresis  
 EMBO J.  
 EMBO Rep.  
 Endocrinology  
 Energy Fuels  
 Environ. Health Perspect.  
 Environ. Pollut. (Oxford, U.K.)  
 Environ. Sci. Technol.  
 Environ. Technol.  
 Environ. Toxicol. Chem.  
 Enzyme Microb. Technol.  
 Eukaryotic Cell  
 Eur. Food Res. Technol.  
 Eur. J. Biochem.  
 Eur. J. Cancer  
 Eur. J. Clin. Nutr.  
 Eur. J. Endocrinol.  
 Eur. J. Hum. Genet.  
 Eur. J. Immunol.  
 Eur. J. Inorg. Chem.  
 Eur. J. Org. Chem.  
 Eur. J. Pharm. Biopharm.  
 Eur. J. Pharm. Sci.  
 Eur. J. Pharmacol.  
 Eur. Phys. J. A  
 Eur. Phys. J. B  
 Eur. Phys. J. C  
 Eur. Phys. J. D  
 Eur. Polym. J.  
 Eur. Space Agency, [Spec. Publ.] SP  
 Europhys. Lett.  
 Exp. Biol. Med. (Maywood, NJ, U.S.)  
 Exp. Cell Res.  
 Exp. Eye Res.  
 Exp. Gerontol.  
 Exp. Hematol. (New York, NY, U.S.)  
 Exp. Neurol.  
 Expert Opin. Invest. Drugs  
 Expert Opin. Pharmacother.  
 Farmaco  
 FASEB J.  
 FEBS Lett.  
 Fed. Regist.  
 FEMS Immunol. Med. Microbiol.  
 FEMS Microbiol. Lett.  
 Fenxi Huaxue  
 Fenxi Kexue Xuebao  
 Fenxi Shiyanshi  
 Ferroelectrics  
 Fish Physiol. Biochem.  
 Fiz. Khim. Tverd. Tila  
 Fluid Phase Equilib.

- Food Addit. Contam.  
 Food Chem.  
 Food Chem. Toxicol.  
 Food Hydrocolloids  
 Forensic Sci. Int.  
 Free Radical Biol. Med.  
 Free Radical Res.  
 Fresenius Environ. Bull.  
 Front. Biosci.  
 Front. Sci. Ser.  
 Fuel  
 Fuel Process. Technol.  
 Fusion Energy  
 Fusion Eng. Des.  
 Gangtie  
 Gaodeng Xuexiao Huaxue Xuebao  
 Gaofenzi Cailiao Kexue Yu Gongcheng  
 Gaofenzi Xuebao  
 Gaoneng Wuli Yu Hewuli  
 Gaoxiao Huaxue Gongcheng Xuebao  
 Gastroenterology  
 Gen. Comp. Endocrinol.  
 Gendai Iryō  
 Gene  
 Gene Expression Patterns  
 Gene Ther.  
 Genes Dev.  
 Genetics  
 Genome Res.  
 Genomics  
 Geochim. Cosmochim. Acta  
 Geophys. Res. Lett.  
 Gongcheng Suliao Yingyong  
 Gongneng Cailiao  
 Gongye Cuihua  
 Green Chem.  
 Guangpu Shiyanshi  
 Guangpuxue Yu Guangpu Fenxi  
 Guangzi Xuebao  
 Guisuanyan Xuebao  
 Gut  
 Gynecol. Oncol.  
 Haematologica  
 Handb. Exp. Pharmacol.  
 Han'guk Hwankyong Uisaeng Hakhoechi  
 Han'guk Sikip'um Yongyang Kwahak  
     Hoechi  
 Hecheng Huaxue (1000)  
 Hecheng Xiangjiao Gongye  
 Helv. Chim. Acta  
 Hepatology (Philadelphia, PA, U.S.)  
 Heterocycles  
 Horm. Metab. Res.  
 Huagong Shikan  
 Huagong Xuebao (Chin. Ed.)  
 Huanjing Kexue Xuebao  
 Huanjing Wuran Zhili Jishu Yu Shebei  
 Huaxue Tongbao  
 Huaxue Xuebao  
 Huaxue Yanjiu Yu Yingyong  
 Hum. Mol. Genet.  
 Hum. Mutat.  
 Hum. Pathol.  
 Hum. Reprod.  
 Hydrobiologia  
 Hyomen Gijutsu  
 Hyperfine Interact.  
 Hypertension  
 IEEE Electron Device Lett.  
 IEEE J. Quantum Electron.  
 IEEE Trans. Electron Devices  
 IEEE Trans. Magn.  
 IEEE Trans. Nucl. Sci.  
 Igaku no Ayumi  
 Immunol. Lett.  
 Immunology  
 Ind. Eng. Chem. Res.  
 Indian J. Chem., Sect. A: Inorg., Bio-  
     inorg., Phys., Theor. Anal. Chem.  
 Indian J. Chem., Sect. B: Org. Chem. Incl.  
     Med. Chem.  
 Indian J. Environ. Prot.  
 Indian J. Pharm. Sci.  
 Infect. Immun.  
 Inflammation Res.  
 Inorg. Chem.  
 Inorg. Chem. Commun.  
 Inorg. Chim. Acta  
 Inorg. Mater.  
 Insect Biochem. Mol. Biol.  
 Inst. Phys. Conf. Ser.  
 Int. Conf. Thermoelectr.  
 Int. Congr. Ser.  
 Int. DATA Ser., Sel. Data Mixtures, Ser. A

- Int. Immunol.  
 Int. Immunopharmacol.  
 Int. J. Antimicrob. Agents  
 Int. J. Biochem. Cell Biol.  
 Int. J. Cancer  
 Int. J. Food Microbiol.  
 Int. J. Heat Mass Transfer  
 Int. J. Hydrogen Energy  
 Int. J. Mass Spectrom.  
 Int. J. Mod. Phys. B  
 Int. J. Mol. Med.  
 Int. J. Nanosci.  
 Int. J. Oncol.  
 Int. J. Parasitol.  
 Int. J. Pharm.  
 Int. J. Quantum Chem.  
 Int. J. Syst. Evol. Microbiol.  
 Integr. Ferroelectr.  
 Intermetallics  
 IP.com J.  
 ISIJ Int.  
 Izv. Akad. Nauk, Ser. Fiz.  
 Izv. Vyssh. Uchebn. Zaved., Khim. Khim.  
   Tekhnol.  
 J. Agric. Food Chem.  
 J. Allergy Clin. Immunol.  
 J. Alloys Compd.  
 J. Am. Ceram. Soc.  
 J. Am. Chem. Soc.  
 J. Am. Coll. Cardiol.  
 J. Am. Oil Chem. Soc.  
 J. Am. Soc. Mass Spectrom.  
 J. Am. Soc. Nephrol.  
 J. Anal. Appl. Pyrolysis  
 J. Anal. At. Spectrom.  
 J. Anal. Chem.  
 J. Anim. Sci. (Savoy, IL, U.S.)  
 J. Antimicrob. Chemother.  
 J. AOAC Int.  
 J. Appl. Crystallogr.  
 J. Appl. Electrochem.  
 J. Appl. Microbiol.  
 J. Appl. Phys.  
 J. Appl. Physiol.  
 J. Appl. Polym. Sci.  
 J. Appl. Spectrosc.  
 J. Bacteriol.  
 J. Biochem. (Tokyo, Jpn.)  
 J. Biol. Chem.  
 J. Biomed. Mater. Res., Part A  
 J. Biomed. Mater. Res., Part B  
 J. Biomol. NMR  
 J. Biosci. Bioeng.  
 J. Biotechnol.  
 J. Bone Miner. Res.  
 J. Cardiovasc. Pharmacol.  
 J. Catal.  
 J. Cell. Biochem.  
 J. Cell Biol.  
 J. Cell. Physiol.  
 J. Cell Sci.  
 J. Ceram. Soc. Jpn.  
 J. Chem. Ecol.  
 J. Chem. Educ.  
 J. Chem. Eng. Data  
 J. Chem. Eng. Jpn.  
 J. Chem. Inf. Comput. Sci.  
 J. Chem. Phys.  
 J. Chem. Res., Synop.  
 J. Chem. Technol. Biotechnol.  
 J. Chin. Chem. Soc. (Taipei, Taiwan)  
 J. Chromatogr., A  
 J. Chromatogr., B: Anal. Technol. Biomed.  
   Life Sci.  
 J. Clin. Endocrinol. Metab.  
 J. Clin. Invest.  
 J. Clin. Microbiol.  
 J. Colloid Interface Sci.  
 J. Comp. Neurol.  
 J. Comput. Chem.  
 J. Comput. Electron.  
 J. Controlled Release  
 J. Coord. Chem.  
 J. Cryst. Growth  
 J. Dairy Sci.  
 J. Electroanal. Chem.  
 J. Electrochem. Soc.  
 J. Electron. Mater.  
 J. Endocrinol.  
 J. Environ. Eng. (Reston, VA, U.S.)  
 J. Environ. Monit.  
 J. Environ. Qual.

- J. Environ. Radioact.  
 J. Environ. Sci. Health, Part A: Toxic/  
 Hazard. Subst. Environ. Eng.  
 J. Essent. Oil Res.  
 J. Eur. Ceram. Soc.  
 J. Exp. Biol.  
 J. Exp. Bot.  
 J. Exp. Med.  
 J. Exp. Theor. Phys.  
 J. Fluorine Chem.  
 J. Food Prot.  
 J. Food Sci.  
 J. Gen. Virol.  
 J. Geophys. Res., [Atmos.]  
 J. Hazard. Mater.  
 J. Hepatol.  
 J. Heterocycl. Chem.  
 J. Histochem. Cytochem.  
 J. Hypertens.  
 J. Immunol.  
 J. Immunol. Methods  
 J. Inclusion Phenom. Macrocyclic Chem.  
 J. Indian Chem. Soc.  
 J. Infect. Dis.  
 J. Inorg. Biochem.  
 J. Invest. Dermatol.  
 J. Korean Ceram. Soc.  
 J. Korean Phys. Soc.  
 J. Leukocyte Biol.  
 J. Lipid Res.  
 J. Liq. Chromatogr. Relat. Technol.  
 J. Low Temp. Phys.  
 J. Lumin.  
 J. Magn. Magn. Mater.  
 J. Magn. Reson.  
 J. Mass Spectrom.  
 J. Mater. Chem.  
 J. Mater. Process. Technol.  
 J. Mater. Res.  
 J. Mater. Sci.  
 J. Mater. Sci. Lett.  
 J. Mater. Sci.: Mater. Electron.  
 J. Mater. Sci.: Mater. Med.  
 J. Mater. Sci. Technol. (Shenyang, China)  
 J. Med. Chem.  
 J. Med. Genet.  
 J. Med. Virol.  
 J. Membr. Sci.  
 J. Metastable Nanocryst. Mater.  
 J. Microbiol. Biotechnol.  
 J. Microbiol. Methods  
 J. Mol. Biol.  
 J. Mol. Catal. A: Chem.  
 J. Mol. Catal. B: Enzym.  
 J. Mol. Cell. Cardiol.  
 J. Mol. Evol.  
 J. Mol. Liq.  
 J. Mol. Spectrosc.  
 J. Mol. Struct.  
 J. Nat. Prod.  
 J. Natl. Cancer Inst.  
 J. Neurochem.  
 J. Neuroimmunol.  
 J. Neurophysiol.  
 J. Neurosci.  
 J. Neurosci. Res.  
 J. Non-Cryst. Solids  
 J. Nucl. Mater.  
 J. Nutr.  
 J. Opt. Soc. Am. B  
 J. Optoelectron. Adv. Mater.  
 J. Org. Chem.  
 J. Organomet. Chem.  
 J. Pathol.  
 J. Pharm. Biomed. Anal.  
 J. Pharm. Pharmacol.  
 J. Pharm. Sci.  
 J. Pharmacol. Exp. Ther.  
 J. Pharmacol. Sci. (Tokyo, Jpn.)  
 J. Photochem. Photobiol., A  
 J. Phys. A: Math. Gen.  
 J. Phys. B: At., Mol. Opt. Phys.  
 J. Phys. Chem. A  
 J. Phys. Chem. B  
 J. Phys. Chem. Solids  
 J. Phys.: Condens. Matter  
 J. Phys. D: Appl. Phys.  
 J. Phys. G: Nucl. Part. Phys.  
 J. Phys. IV  
 J. Phys. Org. Chem.  
 J. Phys. Soc. Jpn.  
 J. Physiol. (Oxford, U.K.)

- J. Plant Physiol.  
 J. Polym. Sci., Part A: Polym. Chem.  
 J. Polym. Sci., Part B: Polym. Phys.  
 J. Power Sources  
 J. Quant. Spectrosc. Radiat. Transfer  
 J. Radioanal. Nucl. Chem.  
 J. Raman Spectrosc.  
 J. Rheumatol.  
 J. Sci. Food Agric.  
 J. Sep. Sci.  
 J. Solid State Chem.  
 J. Steroid Biochem. Mol. Biol.  
 J. Surg. Res.  
 J. Therm. Anal. Calorim.  
 J. Thromb. Haemostasis  
 J. Univ. Chem. Technol. Metall.  
 J. Urol. (Hagerstown, MD, U.S.)  
 J. Vac. Sci. Technol., A  
 J. Vac. Sci. Technol., B: Microelectron.  
     Nanometer Struct.—Process., Meas.,  
     Phenom.  
 J. Vet. Pharmacol. Ther.  
 J. Virol.  
 J. Virol. Methods  
 JAERI—Conf  
 JETP Lett.  
 Jiegou Huaxue  
 Jikken Igaku  
 Jingxi Huagong  
 Jingxi Huagong Zhongjianti  
 Jinshu Xuebao  
 Jisuanji Yu Yingyong Huaxue  
 Jixie Gongcheng Cailiao  
 Jpn. J. Appl. Phys., Part 1  
 Jpn. J. Appl. Phys., Part 2  
 Kagaku to Kogyo (Tokyo, Jpn.)  
 Kagaku to Kyoiku  
 Kagaku to Seibutsu  
 KEK Proc.  
 Key Eng. Mater.  
 Kidney Int.  
 Kogyo Zairyo  
 Kongop Hwahak  
 Korean J. Chem. Eng.  
 Lab. Invest.  
 Lancet  
 Langmuir  
 Lect. Notes Phys.  
 Leuk. Lymphoma  
 Leuk. Res.  
 Leukemia  
 Life Sci.  
 Liq. Cryst.  
 Low Temp. Phys.  
 Lung Biol. Health Dis.  
 Macromol. Chem. Phys.  
 Macromol. Rapid Commun.  
 Macromol. Symp.  
 Macromolecules  
 Magn. Reson. Chem.  
 Mar. Pollut. Bull.  
 Mater. Chem. Phys.  
 Mater. Lett.  
 Mater. Res. Bull.  
 Mater. Res. Soc. Symp. Proc.  
 Mater. Sci. Eng., A  
 Mater. Sci. Eng., B  
 Mater. Sci. Eng., C  
 Mater. Sci. Forum  
 Mater. Sci. Technol.  
 Mater. Trans.  
 Meas. Sci. Technol.  
 Meat Sci.  
 Mech. Dev.  
 Med. Hypotheses  
 Meded.—Fac. Landbouwk. Toegepaste  
     Biol. Wet. (Univ. Gent)  
 Metab., Clin. Exp.  
 Metall. Mater. Trans. A  
 Meteorit. Planet. Sci.  
 Methods Enzymol.  
 Methods Mol. Biol. (Totowa, NJ, U.S.)  
 Methods Mol. Med.  
 Microbes Infect.  
 Microbiology (Reading, U.K.)  
 Microchim. Acta  
 Microelectron. Eng.  
 Microelectron. Reliab.  
 Microporous Mesoporous Mater.  
 Miner. Eng.  
 Mod. Phys. Lett. A  
 Mol. Biochem. Parasitol.

- Mol. Biol. Cell  
 Mol. Biol. Evol.  
 Mol. Brain Res.  
 Mol. Cancer Ther.  
 Mol. Cell  
 Mol. Cell. Biochem.  
 Mol. Cell. Biol.  
 Mol. Cell. Endocrinol.  
 Mol. Cell. Neurosci.  
 Mol. Cryst. Liq. Cryst.  
 Mol. Ecol.  
 Mol. Ecol. Notes  
 Mol. Endocrinol.  
 Mol. Genet. Genomics  
 Mol. Genet. Metab.  
 Mol. Immunol.  
 Mol. Med. (Tokyo, Jpn.)  
 Mol. Microbiol.  
 Mol. Pharmacol.  
 Mol. Phylogenet. Evol.  
 Mol. Phys.  
 Mol. Plant–Microbe Interact.  
 Mol. Psychiatry  
 Mol. Reprod. Dev.  
 Mol. Ther.  
 Mon. Not. R. Astron. Soc.  
 Monatsh. Chem.  
 Mutat. Res.  
 N. Engl. J. Med.  
 Nano Lett.  
 Nanotechnology  
 NASA Conf. Publ.  
 Nat. Biotechnol.  
 Nat. Cell Biol.  
 Nat. Genet.  
 Nat. Immunol.  
 Nat. Mater.  
 Nat. Med. (New York, NY, U.S.)  
 NATO Sci. Ser., II  
 NATO Sci. Ser., IV  
 NATO Sci. Ser., Ser. I  
 Nature (London, U.K.)  
 Naunyn-Schmiedeberg's Arch. Pharmacol.  
 Nephrol., Dial., Transplant.  
 Neuron  
 Neurobiol. Aging  
 Neurobiol. Dis.  
 Neurochem. Int.  
 Neurochem. Res.  
 Neurology  
 Neuroparmacology  
 Neuropsychopharmacology  
 NeuroReport  
 Neurosci. Lett.  
 Neuroscience (Oxford, U.K.)  
 New J. Chem.  
 New Phytol.  
 Nippon Kessho Seicho Gakkaishi  
 Nippon Kikai Gakkai Ronbunshu, B-hen  
 Nongyao  
 Nongye Huanjing Kexue Xuebao  
 Nucl. Eng. Des.  
 Nucl. Fusion  
 Nucl. Instrum. Methods Phys. Res., Sect. A  
 Nucl. Instrum. Methods Phys. Res., Sect. B  
 Nucl. Phys. A  
 Nucl. Phys. B  
 Nucl. Phys. B, Proc. Suppl.  
 Nucleic Acids Res.  
 Nucleosides, Nucleotides Nucleic Acids  
 Oncogene  
 Oncol. Rep.  
 Opt. Commun.  
 Opt. Lett.  
 Opt. Mater. (Amsterdam, Neth.)  
 Opt. Spectrosc.  
 Org. Biomol. Chem.  
 Org. Lett.  
 Org. Process Res. Dev.  
 Organohalogen Compd.  
 Organometallics  
 Orient. J. Chem.  
 Oxford Monogr. Med. Genet.  
 Pain  
 Pediatr. Res.  
 Peptides (New York, NY, U.S.)  
 Pfluegers Arch.  
 Pharm. Chem. J.  
 Pharm. Res.  
 Pharmacol., Biochem. Behav.  
 Pharmacol. Res.  
 Pharmazie

- Philos. Mag.  
 Phosphorus, Sulfur Silicon Relat. Elem.  
 Photochem. Photobiol.  
 Photochem. Photobiol. Sci.  
 Phys. At. Nucl.  
 Phys. Chem. Chem. Phys.  
 Phys. Fluids  
 Phys. Lett. A  
 Phys. Lett. B  
 Phys. Plasmas  
 Phys. Rev. A: At., Mol., Opt. Phys.  
 Phys. Rev. B: Condens. Matter Mater. Phys.  
 Phys. Rev. C: Nucl. Phys.  
 Phys. Rev. D: Part. Fields  
 Phys. Rev. E: Stat., Nonlinear, Soft Matter Phys.  
 Phys. Rev. Lett.  
 Phys. Solid State  
 Phys. Status Solidi A  
 Phys. Status Solidi B  
 Phys. Status Solidi C  
 Physica B (Amsterdam, Neth.)  
 Physica C (Amsterdam, Neth.)  
 Physica E (Amsterdam, Neth.)  
 Physiol. Behav.  
 Physiol. Genomics  
 Physiol. Plant.  
 Phytochemistry (Elsevier)  
 Planta  
 Plant Cell  
 Plant Cell Physiol.  
 Plant J.  
 Plant Mol. Biol.  
 Plant Physiol.  
 Plant Sci. (Amsterdam, Neth.)  
 Plant Soil  
 Planta Med.  
 Plasma Phys. Controlled Fusion  
 Plast. Massy  
 Pol. J. Chem.  
 Polyhedron  
 Polym. Degrad. Stab.  
 Polym. Eng. Sci.  
 Polym. Int.  
 Polym. J. (Tokyo, Jpn.)  
 Polym. Mater. Sci. Eng.  
 Polym. Prepr. (Am. Chem. Soc., Div. Polym. Chem.)  
 Polymer  
 Poult. Sci.  
 Poverkhnost  
 Powder Technol.  
 Pramana  
 Prepr.—Am. Chem. Soc., Div. Pet. Chem.  
 Prepr. Ext. Abstr. ACS Natl. Meet., Am. Chem. Soc., Div. Environ. Chem.  
 Prepr. Symp.—Am. Chem. Soc., Div. Fuel Chem.  
 Proc.—Annu. Conf., Am. Water Works Assoc.  
 Proc.—Electrochem. Soc.  
 Proc. Natl. Acad. Sci. U.S.A.  
 Proc. SPIE—Int. Soc. Opt. Eng.  
 Proc.—Water Qual. Technol. Conf.  
 Process Biochem. (Oxford, U.K.)  
 Prog. Org. Coat.  
 Prostaglandins, Leukotrienes Essent. Fatty Acids  
 Prostate (New York, NY, U.S.)  
 Protein Expression Purif.  
 Protein Sci.  
 Proteins: Struct., Funct., Bioinf.  
 Proteomics  
 Psychopharmacology (Berlin, Ger.)  
 Publ. Australas. Inst. Min. Metall.  
 Pure Appl. Chem.  
 Quim. Nova  
 Radiat. Phys. Chem.  
 Radiat. Prot. Dosim.  
 Ranliao Huaxue Xuebao  
 Rapid Commun. Mass Spectrom.  
 React. Kinet. Catal. Lett.  
 Recents Prog. Genie Procedes  
 Regul. Pept.  
 Rengong Jingti Xuebao  
 Reproduction (Bristol, U.K.)  
 Res. Discl.  
 Rev. Chim. (Bucharest, Rom.)  
 Rev. Mex. Astron. Astrofis., Ser. Conf.  
 Rev. Roum. Chim.  
 Rev. Sci. Instrum.  
 RILEM Proc.



- Rinsho Men'eki  
 RNA  
 Russ. Chem. Bull.  
 Russ. J. Appl. Chem.  
 Russ. J. Coord. Chem.  
 Russ. J. Electrochem.  
 Russ. J. Gen. Chem.  
 Russ. J. Genet.  
 Russ. J. Org. Chem.  
 Saibo Kogaku  
 Sci. Total Environ.  
 Science (Washington, DC, U.S.)  
 Scr. Mater.  
 Sekitan Kagaku Kaigi Happyo Ronbunshu  
 Semicond. Sci. Technol.  
 Semiconductors  
 Sens. Actuators, A  
 Sens. Actuators, B  
 Sep. Purif. Technol.  
 Sep. Sci. Technol.  
 Sepu  
 Shandong Daxue Xuebao, Yixueban  
 Shengwu Yixue Gongchengxue Zazhi  
 Shijie Huaren Xiaohua Zazhi  
 Shipin Kexue (Beijing, China)  
 Shiyou Huagong  
 Shiyou Lianzhi Yu Huagong  
 Shock  
 Soc. Automot. Eng., [Spec. Publ.] SP  
 Soil Biol. Biochem.  
 Soil Sci. Soc. Am. J.  
 Sol. Energy Mater. Sol. Cells  
 Solid State Commun.  
 Solid-State Electron.  
 Solid State Ionics  
 Solid State Sci.  
 Spec. Publ.—R. Soc. Chem.  
 Spectrochim. Acta, Part A  
 Spectrochim. Acta, Part B  
 Steroids  
 Stroke  
 Structure (Cambridge, MA, U.S.)  
 Stud. Surf. Sci. Catal.  
 Supercond. Sci. Technol.  
 Surf. Coat. Technol.  
 Surf. Interface Anal.  
 Surf. Sci.  
 Symp.—Int. Astron. Union  
 Synlett  
 Synth. Commun.  
 Synth. Met.  
 Synthesis  
 Talanta  
 Tanpakushitsu Kakusan Koso  
 Tech. Phys.  
 Tech. Phys. Lett.  
 Tetrahedron  
 Tetrahedron: Asymmetry  
 Tetrahedron Lett.  
 Tetsu to Hagane  
 Text. Res. J.  
 Tezhong Zhuzao Ji Youse Hejin  
 THEOCHEM  
 Theor. Appl. Genet.  
 Theriogenology  
 Thermochim. Acta  
 Thin Solid Films  
 Thromb. Haemostasis  
 Thromb. Res.  
 Tissue Antigens  
 Tissue Eng.  
 Tokyo Daigaku Genshiryoku Kenkyu Sogo  
   Senta Shinpojumu  
 Top. Catal.  
 Toxicol. Appl. Pharmacol.  
 Toxicol. Lett.  
 Toxicol. Sci.  
 Toxicology  
 Toxicon  
 Trans. Am. Foundry Soc.  
 Trans. Nonferrous Met. Soc. China  
 Transition Met. Chem. (Dordrecht, Neth.)  
 Transplant. Proc.  
 Transplantation  
 Trends Opt. Photonics  
 Trends Pharmacol. Sci.  
 Tsvetn. Met. (Moscow, Russ. Fed.)  
 Ukr. Khim. Zh. (Russ. Ed.)  
 Vaccine  
 Vacuum  
 VDI—Ber.  
 Vet. Microbiol.

- Virology  
 Virus Res.  
 Vysokomol. Soedin., Ser. A Ser. B  
 Water, Air, Soil Pollut.  
 Water Res.  
 Water Sci. Technol.  
 Wear  
 World J. Gastroenterol.  
 Wuji Cailiao Xuebao  
 Wuji Huaxue Xuebao  
 Wuli Huaxue Xuebao  
 Wuli Xuebao  
 Xibao Yu Fenzi Mianyixue Zazhi  
 Xiyou Jinshu  
 Xiyou Jinshu Cailiao Yu Gongcheng  
 Yaoxue Xuebao  
 Yingyong Huaxue  
 Yingyong Shengtai Xuebao  
 Youji Huaxue  
 Z. Anorg. Allg. Chem.  
 Z. Kristallogr.—New Cryst. Struct.  
 Z. Metallkd.  
 Z. Naturforsch., B: Chem. Sci.  
 Z. Naturforsch., C: J. Biosci.  
 Zairyo  
 Zavod. Lab., Diagn. Mater.  
 Zh. Fiz. Khim.  
 Zh. Neorg. Khim.  
 Zhengzhou Daxue Xuebao, Yixueban  
 Zhongcaoyao  
 Zhongguo Bingli Shengli Zazhi  
 Zhongguo Dongmai Yinghua Zazhi  
 Zhongguo Gonggong Weisheng  
 Zhongguo Jiguang  
 Zhongguo Jishui Paishui  
 Zhongguo Shenghua Yaowu Zazhi  
 Zhongguo Shengwu Gongcheng Zazhi  
 Zhongguo Shengwu Huaxue Yu Fenzi  
     Shengwu Xuebao  
 Zhongguo Shouyi Xuebao  
 Zhongguo Suliao  
 Zhongguo Xinyao Zazhi  
 Zhongguo Xitu Xuebao  
 Zhongguo Yaolixue Tongbao  
 Zhongguo Yaoxue Zazhi (Beijing, China)  
 Zhongguo Yiyao Gongye Zazhi  
 Zhongguo Yiyuan Yaoxue Zazhi  
 Zhongguo Youse Jinshu Xuebao  
 Zhonghua Yixue Yichuanxue Zazhi  
 Zhongliu Fangzhi Zazhi



## APPENDIX 14-2

# A Sample CASSI Entry

*Journal of the American Chemical Society*. JACSAT. ISSN 0002-7863 (Absorbed Am. Chem. J.). In English; English sum. History: v1 1879+. w 126 2004. ACS Journals or Maruzen.

AMERICAN CHEMICAL SOCIETY. JOURNAL. WASHINGTON, D. C.

Doc. Supplier: CAS.

AAP; AB 1905+; ABSR; ARaS; ATVA; AU-M 1893-1918,1920-1926,1928+; AkU 1879-1906,1919+; ArU; ArU-M 1923+; AzTeS; AzU 1889+; C; CL; CLSU; CLSU-M 1895-1897,1905,1908+; CLU-M; CLU-P; CMenSR 1916+; CPT; CSf; CSt; CSt-L; CU; CU-A; CU-I 1920+; CU-M; CU-Riv 1907+; CU-RivA; CU-RivP; CU-S; CU-SB; [etc.]

In this example,

- *Journal of the American Chemical Society* is the complete publication title with its abbreviated form indicated by boldface type (*J. Am. Chem. Soc.*).
- **JACSAT** is the CODEN, a six-character, unique title abbreviation used to represent titles in manual or machine-based information systems. The CODEN source is the *International CODEN Directory*, administered by Chemical Abstracts Service. The sixth character of each CODEN is a computer-calculated check character that ensures the reliability of the CODEN in computer-based systems.
- **ISSN 0002-7863** is the International Standard Serial Number (ISSN), assigned by the Library of Congress.
- **Absorbed Am. Chem. J.** is a reference to former titles and to any variant forms of the selected title.
- **In English; English sum.** is the language of the publication, summaries, and tables of contents.
- **History: v1 1879+** is the history of the publication. Volume 1 began in 1879. The + following the year indicates that the publication is still in existence under that title.
- **w** means weekly. The frequency of publication could also be *a* for annually, *ba* for biennially (every two years), *bm* for bimonthly (every two months), *bw* for biweekly (every two weeks), *d* for daily, *m* for monthly, *q* for quarterly, *sa* for semiannually (two times per year), *sm* for semimonthly (two times per month), or *sw* for semiweekly (two times per week).

- **126 2004** is the volume–year correlation (i.e., the first volume number of that year, which is the most recent covered by that edition of *CASSI*; volume 126 was the first volume number of 2004).
- **ACS Journals or Maruzen** is the publisher or source address or abbreviation.
- **AMERICAN CHEMICAL SOCIETY. JOURNAL. WASHINGTON, D. C.** is the AACR entry. This is the abbreviated entry as catalogued according to the *Anglo-American Cataloguing Rules* (2nd ed.). It is included here because of its predominance in library collection records.
- **Doc. Supplier: CAS** means that articles are available through the CAS Document Delivery Service.
- **AAP; AB 1905+; ABSR;** etc., is the library holdings information. Libraries are identified by their *National Union Catalog* symbols, and holdings are shown by inclusive years.

# Figures

Betsy Kulamer

This chapter discusses methods of preparing and submitting the figures and other illustrations that accompany a scientific paper for publication. The past 10 years have seen a radical technological shift in the way figures are created by authors and handled by publishers. Whereas authors previously submitted figures that were *camera-ready*—that is, ready for the printer’s camera to photograph before making printing plates—today many authors create figures using computer software, and most publishers encourage electronic versions of figures. This chapter presents guidelines for working with figures using the computer tools currently in widespread use; it also includes recommendations regarding the use of color, fonts, and scanners, as well as good style for citing and captioning figures.

Technical requirements and certain style points differ from publisher to publisher and from journal to journal, so bear in mind that this chapter presents general guidelines. ACS journals have some specific requirements that may differ from the general guidelines presented here, and these are noted throughout the chapter. As always, before you finalize figures for your manuscript, you should consult your publisher’s guidelines for submitting artwork. For ACS journals, consult recent issues as well as the Guide, Notes, or Instructions for Authors that appear in each journal’s first issue of the year or at <https://paragon.acs.org/paragon/index.jsp> (see “Author Information”). For ACS books, consult the brochure “How To Prepare Your Manuscript for the ACS Symposium Series” or see “Info for Authors” at <https://pubs.acs.org/books>.



### Box 15-1. Do I Need a Figure or a Table?

Do I want the basic point to be communicated at a glance?

*Use a figure.*

Do I want the reader to see trends and relationships?

*Use a figure.*

Do I want the reader to see exact numbers?

*Use a table.*

Do I want to communicate a lot of information with words?

*Use a table.*

## When To Use Figures

A *figure* is an illustration used in scientific or scholarly publishing. Figures can be graphs of data, photographs, sketches, flow charts, and so on. Figures can play a major role in highlighting, clarifying, and summarizing data and results and can substantially increase the readers' comprehension of the text by communicating visually. For example, line graphs show trends. Bar graphs compare magnitudes. Pie charts show relative portions of a whole. Photographs can provide absolute proof of findings. In general, figures should be used when the picture really is worth a thousand (or so) words.

However, figures can decrease a reader's comprehension, and they can cause outright confusion if they are poorly rendered or cluttered, if they do little more than repeat data already presented in text, or, worse, if they present information at odds with the text. An excessive number of figures can dilute the value of any individual figure: when presented with too many figures, a reader may look carefully at none of them. Figures should not be used to present data that would be better presented in a table. See Box 15-1 and Chapter 16, "Tables."

The cost of publishing figures has decreased substantially over the past two decades, partly because authors are able to prepare better quality figures (so the publisher does not have to) and partly because of the shift to electronic methods of Web and print publishing that are less cumbersome than earlier technologies, which required a high-quality, pristine paper original of all art. The cost of publishing color figures has also decreased substantially because most color photographs can now be provided in electronic form and no longer require expensive color separations before being put on a printing press. The cost of using color in Web publications is inconsequential (although color should still be used carefully to enhance your meaning, not just to grab attention). See Box 15-2.

### ► ► ► ► ► **Box 15-2. Do I Need To Use Color?**

Do I need color to make the picture comprehensible to the reader?

*Color should be used only when it is essential to understand the chemical nature of the material in the picture. Otherwise the picture should be prepared in black and white.*

Do I need color in my line graph, bar graph, or pie chart?

*Color is rarely required in these figures. Lines with varying dash styles in line graphs and distinct grayscale shades in bar graphs or pie charts work as well.*

Do I need color to catch the reader's eye?

*No.*

Do I need color to organize related information for the reader?

*No. Judicious use of fonts and careful placement of words and objects usually does just as well.*

## How To Cite Figures

All figures must be “called out”, that is, mentioned or discussed by name and number in the text. (If you cannot find a graceful, logical place to put the callout, then you might consider deleting the figure.) Follow these guidelines in citing figures.

- Capitalize the word “Figure” when it is followed by the figure number.
- Number figures sequentially with arabic numerals in order of discussion in the text (Figure 1, Figure 2, etc.).
- Designate parts of a figure by using a combination of the arabic numeral and a sequence of consistent labels, usually (but not always) letters: Figure 1a, Figure 1b; Figure 1A, Figure 1B; Figure 1-I, Figure 1-II. Do not cite, for example, Figure 4 and Figure 4A.

### EXAMPLES OF FIGURE CALLOUTS IN TEXT

The block copolymers may contain a small but detectable fraction of impurities, as shown in Figures 1 and 2.

Figures 3–5 show the production of acid-reactive substances in three different oils.

The deuterium-labeled substrate gave rise to the partial  $^1\text{H}$  NMR spectra shown in Figure 2a,b.

As seen in Figure 3b–d, the catalytic wave shows a small but distinct decrease upon addition of the nucleophile.

Parts a and b of Figure 4 illustrate that the voltammetric plateau current depends on the number of enzyme monolayers.

Curves c–e of Figure 5 were obtained for various methyl groups in the protein.

#### POOR EXAMPLES OF FIGURE CALLOUTS IN TEXT

Figure 2c and Figure 2D show... *should read* Figure 2c,d shows...

Figure 3 and Figure 4 show... *should read* Figures 3 and 4 show...

Chemical structures and schemes should not be numbered as figures; they should be labeled according to separate sequences. See Chapter 17, Chemical Structures.

## How To Prepare Figures


At one time, almost all publishers required that figures be submitted as camera-ready artwork. Today, most publishers accept, many encourage, and a few require that figures be submitted in electronic format. Most scientists store their data on computers and create their figures using computer software, and good-quality document scanners are in common use. Thus, the submission of electronic files is simpler than ever before and has the advantage of keeping original data and photographs in the author's own hands. Satisfactory results in the final publication are not guaranteed, however, and the burden rests on authors to prepare figures to suit the requirements of the medium in which they will be published.

### **Publication Medium**

The traditional method for publishing books, journals, and other documents is by *print publishing*, that is, the application of ink on paper. Newer avenues include publishing on the Internet, usually called *Web publishing*, as well as other formats that are viewed on a computer monitor, such as CD-ROMs. The requirements of ink-on-paper and pixels-on-screen publishing are quite different and may affect your choices regarding figure creation and final electronic format. For printed materials to be satisfactory, the figure files must have much detail and therefore must be prepared at a higher resolution, that is, a higher number of pixels per inch (ppi). Paper printers also use a scale called dots per inch or dpi, which you may need to use sometimes. Materials viewed on a computer monitor do not require the same level of detail but—on the Web especially—they must download quickly, so they are prepared at a low resolution. Only for printed materials is color significantly more expensive than black-and-white, so in print, color is used conservatively. Conversely, on a computer monitor, color costs nothing additional and is used widely.



---

 **Publishing with ACS:** When preparing figures for ACS journals—which are published in print and on the Web—prepare your figures to the higher standard required for print. ACS routinely prepares the Web figures from files provided for the print figures.

---

## Types of Figure Artwork


The two broad categories of figure artwork are line art and continuous-tone art. *Line art* consists of black markings on a white background, with no additional colors and no shades of gray (see Figure 15-1A). Line art contains lines, solid shapes, and type (letters or words). Examples of line art include line graphs, flow charts, and scatter plots. (Structures and schemes are usually line art as well; see Chapter 17.) *Continuous-tone art* (also called *halftone art*) contains shades of gray (or color) (see Figure 15-1B). Examples of continuous-tone art include photographs (whether black-and-white or color) and drawings or sketches with midtones.

In print publishing, line art is straightforwardly rendered by ink on paper. To print continuous-tone art, the shading must be converted into dots through a process called *screening*. The size and spacing of the dots produces the illusion of shading to the reader's eye. Halftones do not reproduce type or fine lines well because screening distorts the edges of the letters and lines. On a computer monitor, all text and images are converted to uniformly sized pixels.

Until recently, publishers strongly encouraged authors to submit figures as line art, with halftones reserved for photographs. Currently available software and the prevalence of electronic file submission is bringing a third category of art into more common use. *Grayscale line art* is black-and-white art that contains gray shading alongside fine lines and type (see Figure 15-1C). Grayscale line art may be used for pie charts, bar graphs, and area graphs, where different sections are distinguished by different shades of gray.

A fourth category of art is a combination of a photograph with some type, or a *combo* (see Figure 15-1D). An example might be a photomicrograph with a unit-of-measure legend in one corner; another might be a photograph with callouts identifying parts of an image, such as a piece of equipment. If there is only a small amount of type (as in the first example), then a combo can be handled like other halftones. When there is more type (as in the second example), then a combo requires special handling, because screened type loses legibility very quickly.

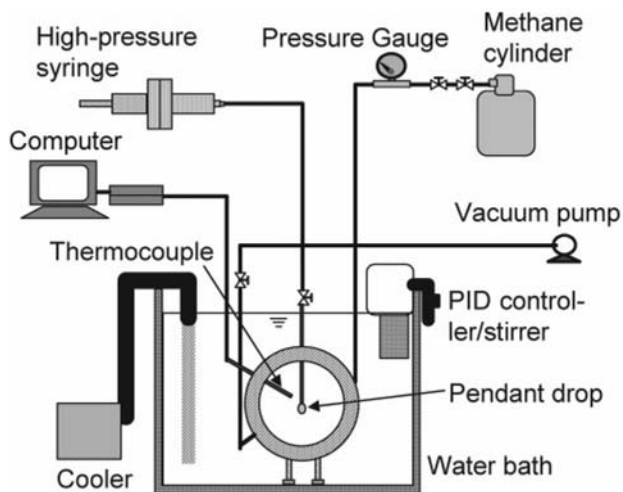
---

 **Publishing with ACS:** For ACS journals, line art should be created and saved at 1200 ppi. Grayscale art, including grayscale line art and combos, should be created and saved at 600 ppi. Halftones, whether black-and-white or color, should be created and saved at 300 ppi.


---



C




D

Figure 15-1. *Continued.*

## Use of Color

The use of color in figures depends partly on the medium and partly on a particular publisher's preferences. As mentioned earlier, color can be used in Web publishing at virtually no cost, so the only restrictions have to do with scientific effectiveness and good taste. Color in print publishing adds to the cost, so before preparing figures in color, you should ascertain a publisher's policies on color.

---

 **Publishing with ACS:** ACS journals do not require authors to pay the cost of color illustrations. Authors who publish color figures in ACS books are asked to pay half the cost.

---

In publications, color is produced by one of three modes:

- Black-and-white, or B&W: For print publications, where only one color of ink (usually black) is used.
- Cyan–magenta–yellow–black, or CMYK (also called four-color): For print publications, where all shades of color are produced by layering screened dots of four standardized inks.
- Red–green–blue, or RGB: For Web publications and others viewed on computer monitors, where all shades of color are produced by overlapping red, green, and blue light.

Most publishers can switch electronically from CMYK to RGB, although it is always better to use the publisher's preferred format. Switching from one of the color formats to B&W may produce unsatisfactory results, however. If the gray tones that result are hard to distinguish from each other, a figure that was intelligible in color can become meaningless in B&W. For this reason, it is always better to prepare art that will be reproduced in black and white as B&W.

## Electronic File Formats

Many software packages are available today for drawing, scanning, and manipulating figures. When a figure is saved in a format that can be read or reopened only by the software that produced it, the file is called an *application file*. Examples include files with names that end with the suffix .cdx, which can be opened only in Cambridgesoft ChemDraw, or files with names that end in the suffix .psd, which can be opened only in Adobe Photoshop. Application files often pose problems in both Web and print publishing because the publisher (or reader) might not have the necessary software to open or view the file. Many publishers will not accept application files for figures.

There are a handful of file formats, however, that can be opened in many different software packages. Drawing and scanning programs generally provide the option of saving to one or more of these formats. For example, ChemDraw and

Photoshop will both export figures as TIFFs, a format frequently used for print publications. The most universally accepted of these formats are the following:

### For Print

- Encapsulated PostScript, or EPS. PostScript is a programming language developed by Adobe to describe pages, graphics, and fonts; an EPS file is coded to be embedded in a large PostScript file.
- Tagged Image File Format, or TIFF. TIFFs describe an image by dividing it into a grid of pixels and assigning a value to each square. The quality of a TIFF image depends on its resolution (in ppi), that is, the size of the original grid.

### For Web

- Graphics Interchange Format, or GIF. GIF is a pixel-based format like TIFF, except the resolution is preset at 72 ppi, which is appropriate for the Web but seldom acceptable for print.
- Joint Photographic Experts Group, or JPEG. JPEG is another pixel-based format like TIFF but capable of higher resolutions than GIFs. JPEGs, however, are actually compressed files, and they lose small amounts of digital information every time they are opened, recompressed, and saved, so JPEG images tend to degrade with repeated processing. Only “fresh”, high-quality JPEGs are suitable for print publication.

### For Print and Web

Many publishers now accept properly created Portable Document Files, or PDFs. A PDF document is created when an application file produced by any of a number of software programs is “distilled”, using software such as Adobe’s Acrobat Distiller. The PDF document can be viewed on any platform using viewing software such as Adobe’s Acrobat Reader, regardless of whether the viewer has the original application software.



**Publishing with ACS:** For ACS journals, figure art that will be submitted in PDF format should be distilled using Adobe Acrobat Distiller’s “Press Quality” setting.

---

With so many different software packages and file formats, there is no single “right” way to prepare figures for publication. A few common paths are listed here:

- A line-art figure is drawn in an application such as Adobe Illustrator, Macromedia Freehand, or Corel Draw and exported as an EPS or a TIFF file.
- A B&W photograph is scanned with the scanner’s software and saved as a grayscale TIFF.

**Table 15-1.** Image File Formats and Their Suitability by Publication Medium and Type of Figure<sup>a</sup>

File Format	Optimal ppi <sup>b</sup>	Publication Medium			Best Used To Represent			
		Web	B&W Printing	Color Printing	Line Art	Photo- graphs	Grayscale Line Art	Combos
<b>For Web</b>								
GIF	72	H	X	X	R	R	R	R
RGB JPEG	72	R	X	X	R	R	R	R
<b>For Print</b>								
B&W JPEG	300	X	R	X	X	R	R	R
CMYK JPEG	300	X	X	R	X	R	R	R
	600–1200	X	X	R	R	X	X	X
Bitmap TIFF	1200	X	H	X	H	X	X	X
Grayscale TIFF	600	X	H	X	X	H	R	R
CMYK TIFF	300	X	X	H	X	H	R	R
EPS	N/A	X	R	H	H <sup>c</sup>	X	H <sup>c</sup>	H <sup>c</sup>

<sup>a</sup>H indicates highly recommended; R indicates recommended; X indicates not recommended.

<sup>b</sup>The optimal number of pixels per inch (ppi) for art prepared to the size at which it will be published. It is always permissible to supply art with a higher ppi than what is listed here.

<sup>c</sup>EPS files are the best way to submit grayscale line art and combos, but the fonts used must be embedded or converted to outlines.

- A color digital photograph cropped in Photoshop is saved as a 72 ppi RGB GIF file for the Web or a 300 ppi CMYK TIFF file for print.
- Grayscale line art is drawn in an application, such as Illustrator or Freehand, and saved as an EPS file.

Table 15-1 lists image file formats commonly accepted by publishers and their suitability for different publishing media and types of artwork.

Several software packages that are in common use can produce satisfactory GIFs for Web publishing but do not export images in a form that is acceptable for the more rigorous requirements of print. Corel WordPerfect and Microsoft Word, Excel, and PowerPoint cannot save figures as valid PostScript files or export directly to TIFFs. Box 15-3 offers suggestions for preparing publishable figures in that program.

### Sizing Artwork

Always determine the size at which your figures will be printed and prepare the final electronic version to those dimensions. Consult guidelines from the publisher first. If there are no guidelines, use the following:

- For a Web publication, size your artwork so that it is visually appealing and all parts of the graphic are easily readable on your monitor at 100%.

### Box 15-3. Tips for Submitting Figures Created in Excel

Microsoft Excel and PowerPoint are widely used to create graphs and other figures, but they are unable to export to TIFF or any PostScript file format. Therefore, if figures prepared with these software programs are destined for print publication, they must be printed on paper first and then scanned. (It may also work to submit the figure as a PDF.) Moreover, the default settings of these programs will not produce satisfactory figures. The following tips help you get the best results from Excel.

- Do not use color to differentiate areas of the figure. Use black only for a color, and use gray tones to differentiate areas of the figure.
- Be sure that the weight of all lines is at least 0.5 point. Some lines in Excel default to 0.12 point, which is too thin for scanning. If the figure will be printed large and then reduced, calculate the width of lines accordingly (see the chart below).
- Be sure that the type and symbols also will scale down accordingly.
- It is better for tick marks to extend into the figure, rather than extend outside.
- Print the figure on clean, opaque, white paper, using a fresh ink or toner cartridge. Do not use a dot matrix printer. Set the laser or inkjet printer to a resolution of at least 600 ppi.
- Scan the figure to the correct size, and save it as a 600 ppi bitmap TIFF.

If your publisher requests the Excel application file, be sure that the source data are embedded (not linked) in the file you send.

Line width for a typical figure created in Excel, printed landscape on 8.5 × 11 in. paper, and destined to be printed at a width of 20 or 27 picas:

	<i>20 picas</i> <i>(single-column journal)</i>	<i>27 picas</i> <i>(6 x 9 in. book)</i>
Approximate reduction	38%	50%
Type size in Excel	14 pt	14 pt
Type size after reduction	5 pt	7 pt
Line width in Excel	1.5 pt	1 pt
Line width after reduction	0.5 pt	0.5 pt

**Table 15-2.** Column Dimensions Most Common in ACS Publications

Publication	Column Width			Page Length		
	<i>picas</i>	<i>inches</i>	<i>centi- meters</i>	<i>picas</i>	<i>inches</i>	<i>centi- meters</i>
Books, trim size						
6 × 9 in.	27	4½	11	42	7	17½
7 × 10 in.	33	5½	13½	51	8½	21½
8 × 11 in.				56	9	23
single column	20	3¼	8¼			
double column	42	7	17½			
Journals and magazines, two-column format				60	10	25½
single column	20	3¼	8¼			
double column	42	7	17½			
Magazines, three-column format				60	10	25½
single column	13	2	5			
double column	27½	4½	11			
triple column	42	7	17½			

- For a printed publication, you can determine the column width and page length by measuring a sample copy of the journal or a similar book from the same publisher.
- For ACS journals, try to design figures to fit the width of one column. Table 15-2 gives the column widths and page lengths of many ACS publications.
- Do not put unnecessary frames or boxes around your figures.
- Remember that the length that you measure or take from Table 15-2 is the *maximum* space available for the figure *plus* captions or notes. Therefore, the art must be small enough to leave space for the caption.
- Finally, the width and depth of a figure should not exceed the needs of that figure. Be economical; do not waste space.

## Working with Line Art

If you are creating line-art figures with a computer program, save them in an appropriate format (see Table 15-1) or print them on white, high-quality, smooth, laser-printer paper and scan them. If line-art figures are being drawn by hand, use black ink on white, high-quality, smooth, opaque paper, and then scan them. Box 15-4 provides tips for successful scanning.

Here are some ways to improve the quality of the line-art figures you submit:

- Select software that will yield the best results for the line art you wish to create.



### ► ► ► ► ► **Box 15-4. Tips for Successful Scanning**

- If possible, use a flatbed scanner, where the art rests flat on a glass surface and is scanned by a moving scanner's eye, rather than a sheet-fed scanner, where the art is rolled past the scanner's eye. Flatbed scanners are less likely to distort your figure.
- Use your scanner's optical (that is, actual) resolution capability, not the interpolated (that is, calculated) one.
- Scan photographs at a minimum resolution of 300 ppi.
- Scan line art at a resolution of minimum 600 ppi, but 800, 1000, or 1200 ppi is even better. (Line art for ACS publications must be 1200 ppi.)
- If possible, determine the final size of your figure in print and calculate the percentage of expansion or reduction. Then scan the photograph at that percentage.
- If you are not sure about the final size, scan your photograph at a larger size (say, 150% with 300 ppi) or higher resolution (say, 100% with 450 ppi). Scan your line art at 150% with 600 ppi or at 100% with 1000 ppi. It is better to submit image files with too much information than too little.
- Do not adjust contrast or color according to what you see on your monitor. Instead, use the automatic adjustments that come with the scanning software or use the calibration curves that come with image-editing software, such as Photoshop.
- Do not apply any screening in the scanning or editing software, even if you know the figure will be screened before it is published. Let the publisher and the publisher's printer determine the appropriate screening.

- Create the line art to the exact size at which it will be published.
- Keep line-art figures clear and simple. Keep words to a minimum. Lengthy explanations should go in the caption or a note accompanying the caption.
- Scale the length, width, type, symbols, and lines of the art proportionally; keep the symbols, lines, and type at uniform density, or darkness.
  - Make the lines at least 0.5 point wide and usually not more than 1.5 points wide.

## Box 15-5. Type Size and Font

In publishing, type is measured in points; space is measured in picas. There are 72 points to an inch; there are 6 picas to an inch. The size of the type you are reading on this page is 10 points. The column is 28 picas wide, and the text page is 44 picas long.

You can use a pica ruler to measure space, but it is hard to find a type gauge for measuring type; you must compare it to known type sizes. For example, in 10 point type, no character actually is 10 points high.

The font (or typeface) is the style or design of the letters. There are literally hundreds of fonts, but plain, simple fonts such as Helvetica or Times Roman are best for scientific art.

Type also comes in different weights. Most of the type you are reading is lightface; **this is boldface type**. Type may be *italic* or roman. Generally, you should use lightface, roman type for figures.

This is 12 point Times Roman.

$^{14}\text{C}_6\text{H}_6$  shows subscripts and superscripts.

This is 12 point Helvetica.

$^{14}\text{C}_6\text{H}_6$  shows subscripts and superscripts.

This is 14 point Times Roman.

$^{14}\text{C}_6\text{H}_6$  shows subscripts and superscripts.

This is 14 point Helvetica.

$^{14}\text{C}_6\text{H}_6$  shows subscripts and superscripts.

- Select a type size of 7–10 points; for ACS journals, select a type size of 5–6 points.
- Make the symbols at least the size of a lowercase letter “oh” (about 2 mm) (see Box 15-5).
- Use a clear type font, preferably Helvetica or Times Roman (see Box 15-6).
- Disparities between the size of the type and the symbols make for illegible or unattractive art; if the type is the right size, the symbols will appear too small or too large, and vice versa. Likewise, the proportion between the overall size of the figure and the type and symbols should be appropriate (see Figure 15-2).

► Use simple, common symbols that would not be confused with each other and would be readily available in any publishing house, for example, ○, ●, □, ■, △, ▲, ▽, ▼, ◇, ◆, +, ×, ☆, and ★. (Even if you provide a legend within the figure, you may wish to refer to the symbols in your text.)

## Box 15-6. Tips Regarding Fonts

The fonts used to create some types of electronic figure files occasionally cause problems for publishers, in both print and Web publications. The problems can include character substitution, distorted spacing between letters, and copyright infringement.

The software behind a font is covered by copyright law. Whereas some copyright holders allow open access to their fonts, others exercise some sort of limit. Publishers respect the copyright on fonts and will not use a font without proper permission.

Only some electronic files embed font software in the files.

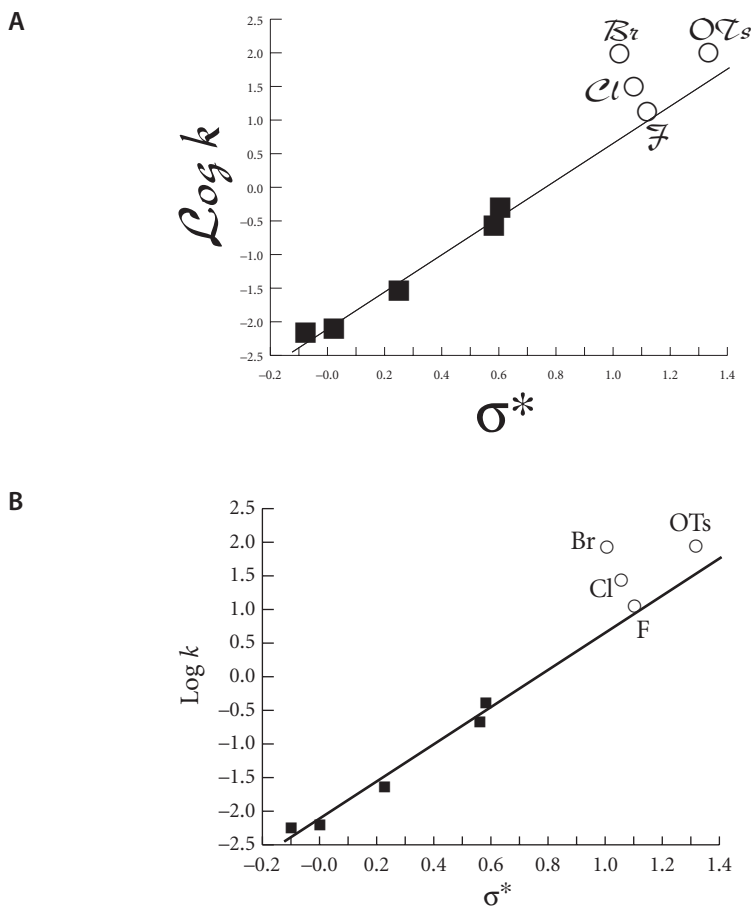
- GIFs, TIFFs, JPEGs, and other pixel-based files embed only the images of letters, not the font software itself, in their files. Type in these files can be erased, but it is not truly editable.
- EPS and PDF files must have font software fully embedded to be usable. Type in these files is fully editable.

TrueType is a font format designed by Microsoft for maximum legibility on a computer monitor, and it prints well on dot-matrix, inkjet, and laser printers. Microsoft permits free use of the fonts it provides (such as Times New Roman and Arial), but other companies that provide TrueType fonts may have use restrictions. TrueType fonts perform well in Web publishing, but they often pose technical problems in print publishing. TrueType fonts are fine for producing GIFs, TIFFs, and JPEGs, as well as PDFs intended for the Web.

PostScript is a font format designed for high-end graphic arts. These fonts are designed for maximum legibility on paper and for maximum compatibility with high-quality, high-output printing equipment. PostScript fonts are generally covered by copyright and have limitations on their use. They seldom pose technical problems in print publishing, but the copyright issues may limit their usefulness in Web publishing. PostScript fonts are best for EPS files and PDFs intended for print.

OpenType fonts are a relatively new format intended to combine the virtues of both TrueType and PostScript fonts.

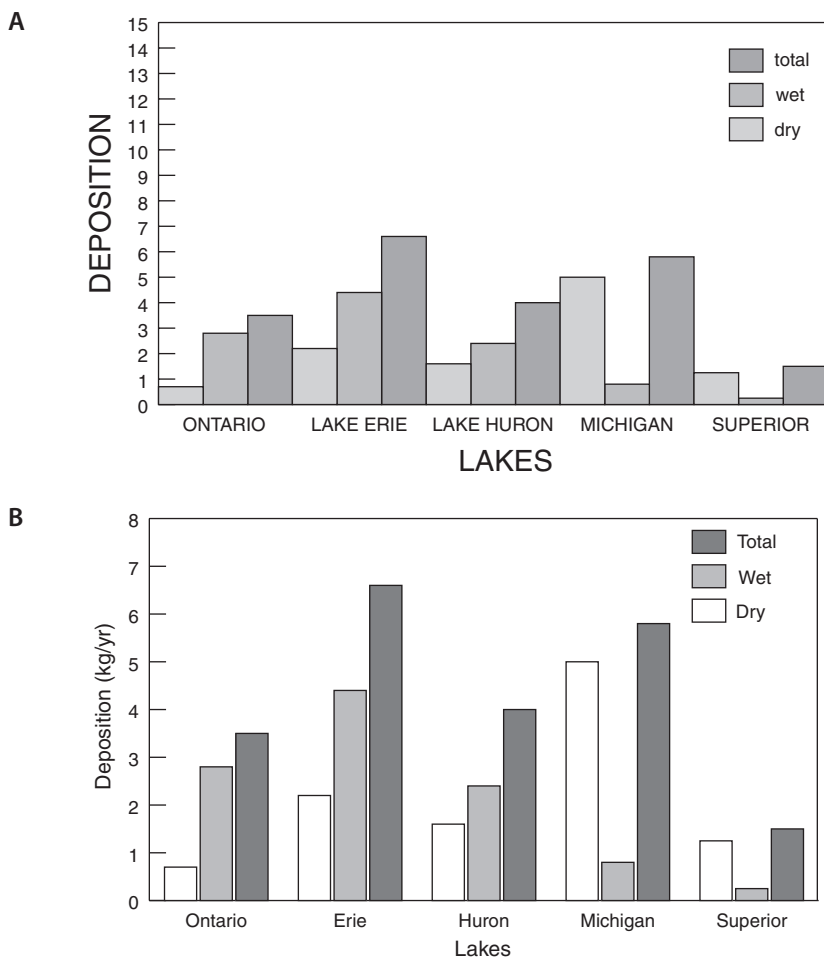
STIX (scientific and technical information exchange) fonts were developed by a group of six scientific publishers to establish a comprehensive set of fonts that contains essentially every character that might be needed to publish a technical article in any scientific discipline. STIX fonts are available as a free download, under license, at [www.stixfonts.org](http://www.stixfonts.org). A white paper by Tim Ingolsby on the STIX fonts project is available at [www.aipservices.org/newsroom/white\\_papers/pdf/STIX-fonts.pdf](http://www.aipservices.org/newsroom/white_papers/pdf/STIX-fonts.pdf).



**Figure 15-2.** (A) Example of a poorly rendered line graph, with lines that are too thin, a type font that is too ornate, and type and symbols that are sized disproportionately to the figure. (B) Example of the same line graph properly rendered.

Source: Adapted from Alunni, S.; De Angelis, F.; Ottavi, L.; Papavasileiou, M.; Tarantelli, F. *J. Am. Chem. Soc.* **2005**, *127*, 15151–15160. Copyright 2005 American Chemical Society.

- Lines may be differentiated by the use of varying line styles, such as solid, dashed, dotted, and various weights (but never less than 0.5 point wide).
- You may combine curves plotted on the same set of axes, but do not put more than five curves in one figure. (If you have more than five curves, consider splitting the figure into two parts or two separate figures.) Label all curves clearly. Leave sufficient space between curves; they should not overlap so much that they become indistinguishable.



**Figure 15-3.** (A) Example of a poorly rendered bar graph, with excess white space at the top, shading that is difficult to distinguish, and poor and incomplete labels. (B) Example of the same bar graph properly rendered.

Source: Adapted from Ma, J.; Venkatesh, S.; Li, Y.-F.; Daggupaty, S. *Environ. Sci. Technol.* **2005**, *39*, 8123–8131. Copyright 2005 American Chemical Society.

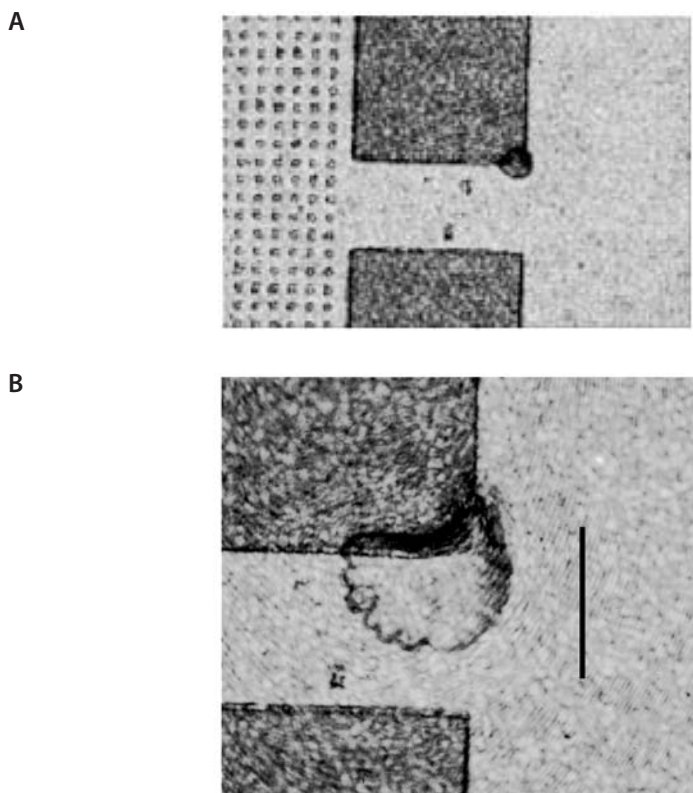
- Keep line-art figures compact; draw axes only long enough to define the contents. For example, if the highest data point on the curve is 14, then the scale should extend no longer than 15. Furthermore, the origin or lowest point on the axes does not have to be zero. For example, if the lowest data point on the curve is 4, then the axis can start at 3. Put grid marks on the axes to indicate the scale divisions.
- Use complete and consistent axis labels (see Figure 15-3).
  - Label each axis with the parameter or variable being measured and the units of measure in parentheses.

- Use initial capital letters only, not all capitals: Time (min), Reaction Temperature ( $^{\circ}\text{C}$ ), Thickness ( $\mu\text{m}$ ).
  - Place all labels outside and parallel to the axes. Numbers and letters on the abscissa and ordinate should read from left to right and from bottom to top, respectively.
  - Do not place arrowheads on the ends of the axis lines.
  - Label the tick marks on an axis in type that is one or two points smaller than the axis labels (but not smaller than 7 points in general, 5 points for ACS journals).
- Do not draw a box around line-art figures.
- For insets, labels, or legends within the figure, use initial capital letters and use the same size type as for the axis labels.
- Save electronic figure files with a minimum of white space around the edges.
- If you are printing line-art figures for subsequent scanning, always check that the toner or ink cartridge is fresh, and never use a dot-matrix printer.
- If you print a hard copy to submit with the electronic file, print it with one figure per page and be sure that the figure number appears on the page.

## Working with Photographs and Other Halftone Figures

Good reproduction of photographs begins with good photographs. When you are selecting photographs for figures to accompany your text, consider the following points:

- As much as possible, the photograph should show what is important to your text, and only what is important. Clutter and unrelated objects should be cropped out. (This is easy to do with electronic images.)
- Photographs always lose some detail in reproduction, so be sure to take the photograph in good focus and, for digital photographs, with sufficient resolution. See Figure 15-4.
- Photographs in print will tend to lose contrast and become muddy or gray, so take a few steps to ensure that your photograph has good contrast and tonal definition:
- Adequately light objects that you are photographing.
  - Place objects on light or dark backgrounds that are plain or solid.



**Figure 15-4.** (A) Example of a photograph with a resolution that is too low for print, so the pixels show as squares, instead of blending to show tones. (B) A similar photograph with a true resolution of 300 ppi.

Source: Adapted from Balss, K. M.; Avedisian, C. T.; Cavicchi, R. E.; Tarlov, M. J. *Langmuir* **2005**, *21*, 10459–10467. Copyright 2005 American Chemical Society.

- Take several photographs at different settings, so that you can select the one with the best contrast and tonal definition.
- Photographs can have tricky copyright and permissions issues. Be sure you understand whether permission is needed to publish the photograph. (See the section called “Common Misconceptions about Copyright” in Chapter 7.)
- If you are scanning photographic prints, see Box 15-4.
- If you are using a digital camera, select a setting that collects enough digital information. The lowest setting might be sufficient for GIFs, but the higher settings will be necessary for print publication.

When you are working with the electronic files of photographs and other halftones, keep the following in mind:

- Do not adjust the ppi upward without adjusting the overall dimensions downward. Simply changing the ppi setting from 72 to 300, even if your software allows it, does not put digital information in that was not there before. The file might indicate that the resolution is 300 ppi, but the art will still print as fuzzily as a 72 ppi picture.
- You can adjust the ppi downward without changing the overall dimensions. This throws away information that is not necessary and makes a file more portable if, for instance, you scanned at a higher resolution because you were not sure how much you would crop it.
- You can switch from RGB to CMYK color modes and vice versa.
- If you switch from either RGB or CMYK to B&W, you will probably need to adjust the contrast of your photograph to get the black areas black and the white areas white.

If you are providing photographic prints instead of electronic files, the following points are important to remember:

- Submit a good-quality photographic print, preferably not the only original you have. Some publishers try to return original art, but many do not.
- Label photographs by writing on an adhesive label (such as a mailing label) first and then applying the label to the back of the photograph, or by writing on a separate sheet of paper and taping it to the back. Writing directly on the back of the photographic print might damage the front: ballpoint pens can break the smooth surface of the photograph, and felt tip pens can bleed through.
- Handle photographs with care. Most flaws on a photographic print will be reproduced in the published photograph. You can damage photographs by paper clipping, folding, stapling, or using tape on them. Depending on the amount and location of the damage, you might have to reprint the photograph.
- Do not submit prescreened illustrations, that is, illustrations that were scanned from a print source (which is already screened) or scanned using a screen setting.
- Do not submit color prints to be reproduced in black and white. Use a professional photo lab to prepare B&W prints from color originals because photo labs use special paper to make B&W prints from color originals.



## Working with Grayscale Line Art

Grayscale line art for print publication of such figures as pie charts, bar graphs, and area graphs should be submitted only in an electronic format, preferably EPS. EPS files use mathematical formulas to produce lines and shading, so lines and type are never screened, and gray areas are screened only when the printing plates are made. (Rescreening screened art creates a distortion called moiré.) As a result, the lines in EPS files remain crisp even when the gray tones have been screened.

- Always fully embed the fonts or the font outlines in an EPS file. Otherwise, a different font may be substituted at the publisher's, with unsatisfactory results. Be sure that you have rights to embed the font—you will be safest if you use Times Roman or Helvetica.
- Use screen shadings that are different by at least 20 percentage points. For example, you could fill in the sections of a bar graph with 10%, 30%, 50%, 70%, and 100% black. (0%, 20%, 40%, 60%, 80%, and 100% also work well.)
- If you choose to screen lines within a line graph (never the axes), assign the lines a 1.5 or 2 point weight, and do not use symbols to mark points on the lines.

## Working with Combinations of Type and Photographs


As mentioned in the earlier section, “Types of Figure Artwork”, a photograph that has a simple measuring scale or a few single-letter labels can be adequately handled like other halftones. However, if the photograph (or other halftone artwork) must be accompanied by text to convey meaning, then you should prepare a combo.

One way to do this is to prepare the photograph as a grayscale or color TIFF and then import the photographic image file into a drawing program, such as Illustrator or Freehand. Use the drawing program to add type, lines, axes, tick marks, and so on, and save the file as an EPS with an embedded TIFF.

An alternative is to create the combo in a word-processing program, such as Word or WordPerfect, and then export the page as a PDF file. Simply assembling the type and photograph in the word-processing program and submitting the application (.doc or .wpd) file is seldom acceptable to publishers other than ACS journals.

## How To Submit Illustrations

If you follow the recommendations presented in this chapter, you should be well on your way to trouble-free submission of your figure files. Keep the following points in mind for submitting to publishers other than ACS journals.

 **Publishing with ACS:** For manuscripts submitted to ACS journals through Paragon, illustrations should always be embedded in the text document before submission—that is, illustrations should *not* be submitted as separate files from the text. Illustrations submitted through the Paragon Plus environment can be embedded in the text or supplied separately. Before being embedded, however, the illustrations should be prepared outside the word-processing program to the correct size and resolution as recommended in this chapter. Each illustration should be “inserted” (not “pasted”) into the text document so that it maintains its original resolution, and it should not be adjusted for size after insertion. Graphics taken from Web sites should not be used because, at 72 ppi, their resolution is not adequate for print publication.

### ***For All Figures***

- Submit a clean photocopy or printout of all figures to accompany your manuscript.
- Unless a publisher instructs otherwise, do not put the figures in the midst of text; put them on separate pages at the end.
- Put one figure on each page, and label the page with the figure number only. Submit captions as part of your text.

### ***For Electronic Files***

- Be sure that the art is oriented correctly in the file.
- The file name should be brief and consistent, preferably something like Smith\_fig02.tiff or Jones\_chap5\_fig10.eps.
- Unless the publisher requests that you submit via a Web site, write the files to a CD, DVD, Zip disk, or 3.5 in. floppy disk. Label the disk with the author name, manuscript title, and general contents, such as manuscript number, figures, tables, and so on.

### ***For Camera-Ready Art***

- Note the figure number and the first author’s surname either on the back or on the front of each piece of artwork, about 1 in. (2.5 cm) clear of the image area. Do not write on the front or back of the image area; write only in the margins.
- Indicate the top of the illustration with the word “top” if the correct orientation is not obvious.

► Do not fold or roll artwork or photographs; protect art with cardboard or heavy paper for transport. Do not staple, clip, or punch holes in photographs or any artwork.

## How To Prepare Figure Captions

Every figure must have a caption that includes the figure number and a brief, informative description, preferably in nonsentence format.

### GOOD EXAMPLES OF FIGURE CAPTIONS

Figure 2. Mass spectrum obtained when laboratory ambient air containing 2.5 ppm of **1** was introduced into the MS system.

Figure 4. Change in carotenoid contents during maturation of three varieties of grapes: (A) Concord grapes; (B) Thompson seedless; and (C) Chilean red.

Figure 6. Variable-temperature NMR spectra of **3d** in CD<sub>2</sub>Cl<sub>2</sub> solution at 500 MHz.

Figure 7. Reaction rate constants as a function of proton affinity for the reactions shown in eqs 5–7:  $k_{\text{exp}}$ , experimental;  $k_{\text{c}}$ , calculated.

Figure 1. Specificity of bovine muscle LDH antibodies in a sandwich ELISA. Data represent the averages of three replicates.

If more information is necessary, use complete sentences and standard punctuation. The caption should be understandable without reference to the text (this is essential in Web publishing because the figure may open in a separate frame) and should not include material that is at odds with the text. Use similar wording for captions of related figures.

If a figure contains symbols that require long explanations or has more than four or five symbols, then the key to the symbols will be large and give the artwork a cluttered appearance. In this case, put the key to the symbols in the caption. Make sure that the symbols and abbreviations in the caption agree with those in the figure itself and in the text and that the symbols are typographically available.

Submit the figure captions separately from the artwork, typed double-spaced on a page at the end of the text. Verify that the numbers in the caption agree with the numbers on the figures and in the electronic file names. Bear in mind that figures and captions are handled differently in both Web and print production; captions are usually typeset in a font and size that follow the style of the publication, whereas figures are used as is. If you place the caption on the art, the editors usually will delete it and have the caption typeset according to the publication's style. At best, this creates additional work and an opportunity for errors to occur; at worst, the presence of captions with the text and on the art may cause confusion if they are inconsistent.

## Reproducing Previously Published Materials

To reproduce a figure, photograph, or table that has been published elsewhere, you (the author) must obtain permission in writing from the copyright owner (usually the publisher), and you must submit the written permissions along with your final manuscript. Even if you were the author of the previously published figure or table, you still need written permission from the copyright owner. The only exception is for a work of the U.S. government. See Box 15-7 for examples of credit lines. See also Chapter 7, “Copyright Basics”, for further information.

► If you construct a figure or a table from data that were previously published as text or use data from a table to create an original figure, you do not need permission, but you should reference the source of the data (e.g., “Data are from ref 7.”). However, if you are using a portion of a table that has been previously published, even very small portions such as a few data points, permission is needed from the copyright holder.

► If you adapt or use only part of a figure or table, permission is still needed. The credit line for adapted material is similar to the credit lines in Box 15-7 except “reprinted” is replaced with “adapted”.

Adapted with permission from ref XX. Copyright Year Copyright Owner’s Name.

Adapted with permission from Author Names (Year of Publication). Copyright Year Copyright Owner’s Name.

► If you are thinking about using a previously published figure or table, consider carefully whether citing it as a reference would be adequate.



## Box 15-7. Credit Lines in ACS Publications

In ACS publications, credit lines for art reproduced from previously published work appear at the end of the caption in parentheses in one of two formats and follow three possible wordings, depending on the original source:

### *Format 1*

**Most publishers:** Reprinted with permission from ref XX. Copyright Year Copyright Owner's Name.

Reprinted with permission from ref 10. Copyright 2003 American Pharmaceutical Association.

**Published by ACS:** Reprinted from ref XX. Copyright Year American Chemical Society.

Reprinted from ref 12. Copyright 2005 American Chemical Society.

**Published by the U.S. government:** Reprinted from ref XX.

Reprinted from ref 23.

### *Format 2*

**Most publishers:** Reprinted with permission from Author Names (Year of Publication). Copyright Year Copyright Owner's Name.

Reprinted with permission from Camiola and Altieri (2006). Copyright 2006 American Institute of Physics.

**Published by ACS:** Reprinted from Author Names (Year of Publication). Copyright Year American Chemical Society.

Reprinted from Fitzgerald and Cheng (2004). Copyright 2004 American Chemical Society.

**Published by the U.S. government:** Reprinted from Author Names (Year of Publication).

Reprinted from Takanishi and Schmidt (2006).

Be sure to check the author guidelines for your publication.

# Tables

Betsy Kulamer

**T**his chapter presents guidelines for preparing the tables that accompany a scientific paper for publication. Tables are handled in many ways like figures, so this chapter focuses on the ways in which tables are different and briefly discusses the preparation of tables using word-processing programs.

## When To Use Tables

Use tables when the data cannot be presented clearly as narrative, when many precise numbers must be presented, or when meaningful interrelationships can be better conveyed by the tabular format. Tables should supplement, not duplicate, text and figures. (If you are not sure whether you need a table or figure, see Box 15-1.) Examples of material that is best handled as narrative in text are results of IR absorption and NMR chemical shift studies, unless they are major topics of discussion. In many instances, one table with representative data, rather than several tables, is all that is needed to convey an idea.

## How To Cite Tables

Like figures, all tables must be called out, that is, mentioned or discussed by name and number in the text.

- ▶ Capitalize the word “Table” when it is followed by the table number.
- ▶ Number tables sequentially with arabic or roman numerals, depending on the publication’s style, in order of discussion in the text: Table 2 or Table IV.

► Discuss tables sequentially, so that Table 1 is discussed before Table 2, Table 2 before Table 3, and so on.

For good examples of a callout in text, see Chapter 15, Figures, pp 345–346.

## How To Prepare Tables

There are two kinds of tables: informal (or in-text) and formal. An *informal table* consists of three to five lines and is no more than four columns wide; it cannot exceed the width of a text column. Informal tables may be placed in text following an introductory sentence, and each column should have a heading. They are not given titles or numbers, nor do they contain footnotes.

A *formal table* should consist of at least three interrelated columns and three rows. If you have only two columns, try writing the material as narrative. If you have three columns, but they do not relate to each other, perhaps the material is really a list of items and not a table at all (see the discussion of lists at the end of this chapter). If your table has unusual alignment and positioning requirements, perhaps it should really be a figure. It is important to understand these differences because tables are more expensive to produce than text; the larger the table, the higher the cost. A well-constructed, meaningful table is worth the expense, but anything else is wasteful and does not enhance your paper.

Tables should be simple and concise; arrange all data for optimal use of space. If you have many small tables, consider combining some. Combining is usually possible when the same column is repeated in separate tables or when the same type of material is presented in several small tables. Use consistent wording for all elements of similar or related tables. Be consistent with symbols and abbreviations among tables and between tables and text.

- The table width will depend on the widths of its individual columns.
  - Generally, tables having up to 6 columns will fit in a single journal column; tables having up to 13 columns will fit in the double-column spread. Tables that exceed the double-column spread will be rotated 90° and set lengthwise on the page.
  - In books, tables having up to 8 columns can fit in the page width; tables having 9–12 columns will be set lengthwise on the page. Larger tables can span two pages.
  - In all publications, extremely wide tables can cause composition difficulties. In such cases, consider presenting the material as two or more smaller tables.
  
- The style for the individual parts of tables (i.e., the use of capital and lowercase letters and whether the entries are centered or flush left) varies among publications. Consult a recent edition of the journal or the journal's instructions for authors.

- Keep sections of multipart tables at similar widths. Widely divergent section widths within a table waste space and detract from general appearance.

Effective tables are well-designed, so think carefully, first, about the data you need to present and, second, about the best way to present it visually on a page. Sometimes, what looks fine on a letter-size sheet of paper is not practicable for a journal or book page. Sometimes, what you originally conceived as the column headings works better as the row headings. (In general, you should have more row headings than column headings.) Understanding the parts of a table will help you design your tables effectively; they are identified in Figure 16-1.

### **Title**

- Give every formal table a brief, informative title that describes its contents in nonsentence format. The title should be complete enough to be understood without referring to the text. Place details in table footnotes, not in the title.
- Begin the table title with the word “Table” and its number, and then continue with the title.

### **Column Headings**

Every column must have a heading that describes the material below it. A column heading should not apply to the entire table; information that describes all of the columns belongs in a general table footnote. If a column heading applies to more than one column, use a rule below it that spans the columns to which it applies; this is called a *straddle rule*. Below the rule, give the specific headings for each column. A unit of measure alone is not an acceptable column heading, unless the column heading appears under a straddle rule.

- Be as succinct as possible, keep column headings to two lines if possible, and use abbreviations and symbols whenever practical.
- Be consistent with the text and with other column headings.
- Define nonstandard abbreviations in table footnotes. Name the variable being measured, and indicate the unit of measure after a comma or slash or within enclosing marks. Use the same style within and among all tables.

### **Column Entries**

In many tables, the leftmost column is the *stub* or *reading column*. Usually, all other columns refer back to it. Stub entries should be consistent with the text as well as logical and grammatically parallel. Main stub entries may also have sub-entries, which should be indented.



Table title		Stub column			Straddle head				
Table title		Table 2. Conditioned WRA and Mechanical Strength of Plain-Weave Cotton Fabric Treated with Different Cross-Linking Agents <sup>a</sup>							
Column headings	Table text	Cross-Linker Concentration	Catalyst Concentration	Curing Condition	WRA (deg, w + f) No. of Laundering Cycles				Flex Abrasion Retention (no. of cycles, warp)
					1	5	10	20	
	Unmodified								
	8% PMA								
	Dried	2% NaH <sub>2</sub> PO <sub>2</sub>	180 °C, 1.5 min	273	261	261	260		309
	Soaked	3% NaH <sub>2</sub> PO <sub>2</sub>	182 °C, 1.3 min	274	260	260	262		310
	6% BTCA	4% NaH <sub>2</sub> PO <sub>2</sub>	180 °C, 1.5 min	287	276	273	270		148
	Modified								
	10.5% modified DMDHEU	precatalyzed	165 °C, 1.5 min	278	273	269	264		68
	control		180 °C, 1.5 min	190					868

<sup>a</sup>The concentrations of PMA, BTCA, and NaH<sub>2</sub>PO<sub>2</sub> are calculated on the basis of 100% active ingredient; the concentration of DMDHEU is based on the weight of the commercial product, which contains 55% solid. The wet pickup of the treated fabric is approximately 105–110%.

**Figure 16-1.** Parts of a table.

Source: Adapted from Chen, D.; Yang, C. Q.; Qiu, X. *Ind. Eng. Chem. Res.* **2005**, *44*, 7921–7927. Copyright 2005 American Chemical Society.

- Material in columns can be aligned in various ways; use only one type of alignment per column. Words are usually aligned on the left, and numbers are usually aligned on the decimals, unless they do not have the same units, in which case they are aligned on the left. Use numbers on both sides of a decimal point; numbers less than 1 should have a zero to the left of the decimal point. Columns that are made up of numbers and words together or columns that contain a variety of sizes or types of information might call for alignment on the left, right, or center, depending on the publication's style.
- Do not use ditto marks or the word “ditto” to indicate the same entry in a column; repeat the entry.
- Define nonstandard abbreviations in table footnotes.
- Try to keep all entries at similar lengths by placing any explanatory material in table footnotes. If you use a dash as a column entry, explain it in a footnote the first time it is used (e.g., “—, too low to be measured.”).
- Make sure that all of the columns are really necessary. If there are no entries in most of a column, it probably should be deleted and replaced with a general

table footnote. Alternatively, if the entries in the entire column are the same, the column should be replaced with an appropriate table footnote, such as “In all cases, the value was  $x$ .”

## Footnotes

Table footnotes include explanatory material referring to the whole table and to specific entries. Examples of information that should be placed in general footnotes referring to the whole table are the following: units of measure that apply to all entries in the table, explanations of abbreviations and symbols used frequently throughout the table, details of experimental conditions if not already described in the text or if different from the text, general sources of data, and other literature citations.

Information that should be placed in specific footnotes includes units of measure that are too long to fit in the column headings, explanations of abbreviations and symbols used with only one or two entries, statistical significance of entries, experimental details that apply to specific entries, and different sources of data.

In some publications, such as books, general footnotes and sources are not cited with superscripts; they are labeled “Note” and “Source”, respectively. Specific footnotes are cited with superscripts. In other publications, all footnotes are cited with superscripts. Check the directions for the publication to which you are submitting your paper.

- Where superscripts are needed, use superscript lowercase italic letters in alphabetical order, starting from the top of the table and proceeding from left to right.
- Write footnotes as narrative and use standard punctuation. Short phrases such as “ND, not determined.” and “ $x = 23$ .” are acceptable.
- Label each footnote with its superscript letter and group the footnotes together at the end of the table. All footnotes must have a callout in the table title or text.

## Using Word-Processing Software

When you prepare your tables using word-processing software, a few techniques ensure a smoother transition to either Web or print publication.

- In Microsoft Word or WordPerfect, use the software’s table feature, rather than aligning columns using the tab key. Entries arranged with the table feature are more likely to be properly aligned in publication than entries that have been tabbed.
- Set up the table in 10 or 12 point type, although 8 point type can be used if necessary. If you need to use type smaller than 8 points to fit your table on a letter-size page, it probably will not fit comfortably on a book or journal page.
- Double-space the text in the table.


- When you use the table feature, put only one row of entries in each row of the table. Do not put multiple entries in a single cell by using the hard return.
- Avoid using hard returns to add space between rows of the table. If you wish to show more space than is apparent with double-spacing, use the line formatting feature of the word-processing program instead.

## How To Submit Tables

If you follow the recommendations presented in this chapter, you should experience trouble-free submission of your tables. Keep the following points in mind:

- Place formal tables after the references at the end of the text file, each on its own page.
- Place informal tables in place within the text.
- Submit a printout of tables along with the printout of text if the publisher requests one.
- If a table must contain structures or other art or special symbols, or if a table has special alignment and positioning requirements, be sure that these are evident on the printout.

---

 **Publishing with ACS:** In manuscripts submitted to ACS journals through Paragon, tables should always be embedded in the text document before submission, that is, tables should *not* be submitted as separate files from the text. Tables in manuscripts submitted through the Paragon Plus environment can be embedded in the text or supplied separately.

---

## When To Use Lists

Sometimes you may need to give numerous examples of items, such as chemical names. In such cases, if there are too many to run into the text, they can be set as a *list* in some publications. Put the entries in alphabetical order, unless there is a reason to do otherwise. A list of names is not truly a figure and not really a table. Give the list an unnumbered title. In ACS journals, lists may be handled as informal tables or even as charts.

### POTENTIALLY CARCINOGENIC MEDICINES

azacitidine	cyclophosphamide	methotrexate
azathioprine	cytarabine	nitrofurazone
chloramphenicol	dacarbazine	phenacetin
chlornaphazine	fluorouracil	phenoxybenzamine

# Chemical Structures

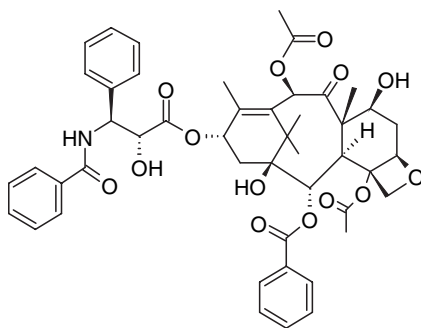
Antony Williams

The communication of chemical structures is inherently visual, so the language of both chemistry and biochemistry would be sparse without the ability to accurately represent chemistry in a graphical format. Scientific manuscripts today benefit from the visually appealing output of software used to generate structure representations conveying the details of molecular connectivity as well as the details associated with chemical structures, reactions, and schemes. This chapter discusses the use of chemical structures; the related reactions, charts, and schemes, in a scientific manuscript; and methods of preparing and submitting structures for publication. The chapter presents general guidelines; authors should consult with their publishers for specific instructions.

## When To Use Structures

A chemical *structure* is a pictorial representation of the bonding of atoms in a molecule. Chemical structures appear within text at the point at which they are discussed. Structures are numbered sequentially with either arabic or roman numerals; consult the publisher's guidelines to determine if one is preferred over the other. Generally, there is no need to provide graphical representations of structures for materials that can be accurately represented on one line or in the form of text. For scientific publications, structures should be included for clarity of communication only.


For example, papers describing previously unreported syntheses or reaction sequences, structure–activity relationships, or newly discovered chemical compounds make good use of chemical structure images. Simple chemical struc-



**Figure 17-1.** Example of a chemical structure.

tures can often be represented by a line formula, such as  $C_6H_5COOH$  or  $1,2,4-Br_3C_6H_3$ , or by the systematic name of the compound, such as benzoic acid or 1,2,4-tribromobenzene, but complex chemical structures depend on structural representations exhibiting the atom–atom connectivity, including the order and stereochemistry of the bonds. Even though a systematic name can accurately describe the chemical structure of paclitaxel, specifically, (2*R*,4*S*,4*aS*,6*R*,9*S*,11*S*,12*S*,12*aR*,12*bS*)-6,12*b*-diacetoxy-9-[[*(2R,3S)*-3-(benzoylamino)-2-hydroxy-3-phenylpropanoyl]oxy]-4,11-dihydroxy-4*a*,8,13,13-tetramethyl-5-oxo-2*a*,3,4,4*a*,5,6,9,10,11,12,12*a*,12*b*-dodecahydro-1*H*-7,11-methanocyclodeca[3,4]benzo[1,2-*b*]oxet-12-yl benzoate), most chemists would prefer to visualize the structure (shown in Figure 17-1).

---

 **Reminder:** Simple chemical structures can often be represented by a line formula or by the systematic name of the compound, but complex chemical structures depend on structural representations exhibiting the atom–atom connectivity, including the order and stereochemistry of the bonds.

---

A chemical *reaction* is a pictorial representation of a change or process. Reactions can be represented with either line formulas or structures; they are placed in text and numbered much like mathematical equations. See pp 272–274 of Chapter 13 for information on how to format chemical reactions.

Groups of structures are called *charts*. Charts contain representations of multiple structures to facilitate discussion of them. Groups of reactions are called *schemes*; as shown in Figure 17-2, several reactions can be presented together to show, for example, a step-by-step process. Schemes show action; charts do not.

## How To Cite Structures

► Structures are identified in text with boldface numerals (either arabic or roman), boldface alphabet letters (capital or lowercase), or a combination of

Scheme 1

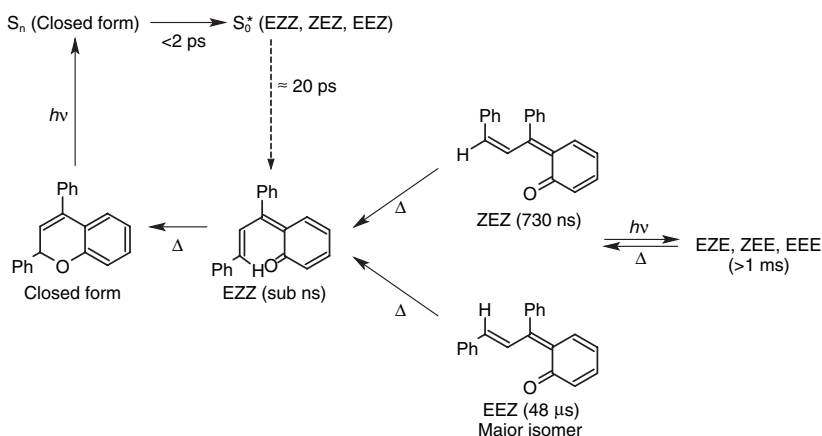


Figure 17-2. Example of a scheme representing a group of reactions.

Representing work reported by Kodama, Y.; Nakabayashi, T.; Segawa, K.; Hattori, E.; Sakuragi, M.; Nishi, N.; Sakuragi, H. *J. Phys. Chem. A* **2000**, *104*, 11478.

these. (These numbers should also appear as labels on the structures themselves.) For several structures or for a series of structures, use a consistent sequence of labels. Typical series may include the following:

1, 2, 3	a, b, c	1A, 1B, 1C
I, II, III	1a, 1b, 1c	1A, 1B, 1C
A, B, C	1a, 1b, 1c	

If a compound is mentioned several times within the text, refer to it only by its label (e.g., “as shown by the reaction with **9**”). Do not include or label structures that are not discussed in the text.

► Chemical reactions set as equations should be labeled with lightface roman letters, numerals, or combinations in parentheses in the right margin (see Chapter 13). Depending on the text, it may be appropriate to use one set of labels for both chemical reactions and mathematical equations, or two separate and distinct numbering sequences (for instance, eqs 1, 2, 3, ... and reactions I, II, III, ...). The numbering sequences for structures and for reactions should always remain separate.

**Reminder:** If a compound is mentioned several times within the text, refer to it only by its label.

► Charts are numbered consecutively as Chart 1, Chart 2, and so on, with either arabic or roman numerals. Charts should be labeled with “Chart” and a number; they also may have brief titles and footnotes.

► Schemes are numbered consecutively as Scheme 1, Scheme 2, and so on, with either arabic or roman numerals. Schemes should be labeled with “Scheme” and a number; they also may have brief titles and footnotes.

## How To Prepare Structures


The quality and size requirements for structures (and, by extension, reactions, schemes, and charts) are similar to those for other illustrations (see Chapter 15). The requirements associated with the representation of structures are supported by most of the software programs for drawing chemical structures (described in Box 17-1). The following guidelines should be used when creating the graphics for chemical structures.

- Arrange structures in horizontal rows within the width of a column.
- Make the size of the rings and the size of the type proportional. The published size of six-membered rings should be approximately  $\frac{1}{4}$  in. (6.35 mm) in diameter; the published size of five-membered rings should be slightly smaller. The type size should be 5–8 points.
- Keep oddly shaped rings and the shapes of bicyclic structures consistent throughout a manuscript. In multiring structures such as steroids, use partial structures that show only the pertinent points.
- In three-dimensional drawings, use dashed lines for lines in the background that are crossed by lines in the foreground to give a greater three-dimensional effect. Make lines in the foreground heavier, as shown below.



- Center the compound labels (either numbers or letters) just below the structures. If a series of related compounds are being discussed, draw only one parent structure, use a general designation (e.g., R or Ar) at the position(s) where the substituents differ, and specify modifications below the structure.

---

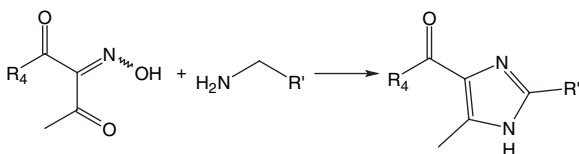
 **Reminder:** Take care that the structure graphic inserted into your text file is of sufficient resolution, that is, 300 ppi minimum, with 600 or 1200 ppi even better.

---

- For structures mentioned in tables, provide labeled structures as separate artwork (in text or charts), and use only their labels in the table.

► Center the reaction arrows vertically on the midline of the structure height and align the centers of all structures. The midline for all structures is the center of the “tallest” structure on the same line.

An example of a correctly drawn reaction is represented below. As shown, the arrow and the one-line structure are centered, top to bottom, in the height of the full structure. The reaction arrow and the plus sign have an equal amount of space on both sides.



► Do not waste space, either vertical or horizontal. Use the full column width before starting a new line. A compact presentation is most effective. Avoid using vertical arrows unless it is necessary to portray a cyclic or “square” reaction scheme. Schemes generally read from left to right. As long as the proper sequence is maintained, it does not matter on which line any given structure appears. If a reaction continues to the next line, keep the arrow or other operator on the top line. Refrain from the use of double-column-width charts or schemes unless absolutely necessary because these charts and schemes consume a significant amount of space.

► Do not place circles around plus or minus signs.

► For most chemical structure drawing programs, it works best to use the copy-and-paste feature to insert the structure drawing into a Microsoft Word document. However, you should take care that the structure graphic inserted into your text file is of sufficient resolution, that is, 300 ppi minimum, with 600 or 1200 ppi even better. The author bears the responsibility to ensure the appropriate insertion.

### **Software for Creating Chemical Structures**

A number of chemical structure drawing and rendering programs are available to create structure images of excellent quality and accuracy for inclusion in scientific publications. The most popular commercial structure-drawing packages today include ISIS/Draw, ChemDraw, and ChemSketch (see Box 17-1). Other commercial packages include ChemWindow (now known as DrawIt) and Chemistry 4-D Draw. At this time, Web-based applets do not support the production of graphical output of sufficient quality for most books and journals; other software, such as JMol, should be considered as structure-rendering engines only. Box 17-2 contains parameter settings for ACS publications.



## Box 17-1. Software for Drawing Chemical Structures

The following is a selection of commercially available software for drawing chemical structures suitable for publication.

ChemDraw: Cambridgesoft, 100 CambridgePark Drive, Cambridge, MA 02140. Commercial: <http://www.chemdraw.com>.

Chemistry 4-D Draw: Cheminnovation, 7966 Arjons Dr, #A-201, San Diego, CA 92126. Commercial: <http://www.cheminnovation.com/products/chem4d.asp>.


ChemSketch: Advanced Chemistry Development, 110 Yonge Street, 14th Floor, Toronto, Ontario M5C 1T4, Canada. Commercial: [http://www.acdlabs.com/products/chem\\_dsn\\_lab/chemsketch/](http://www.acdlabs.com/products/chem_dsn_lab/chemsketch/). Freeware: <http://www.freechemsketch.com>.

DrawIt (formerly ChemWindow): Bio-Rad, Informatics, Sadtler Group, 3316 Spring Garden Street, Philadelphia, PA 19104-2596. Commercial: <http://www.knowitall.com/>.

ISIS/Draw: Elsevier MDL, 14600 Catalina Street, San Leandro, CA 94577. Commercial: [http://www.mdli.com/products/framework/isis\\_draw/index.jsp](http://www.mdli.com/products/framework/isis_draw/index.jsp). Freeware: <http://www.mdli.com/downloads/downloadable/index.jsp>. MDL will ultimately discontinue ISIS/Draw and replace it with Mol Draw.

The cost of these software packages can vary considerably based on academic or industrial usage. Fortunately, the cost should not be a barrier to the inclusion of appropriate renderings of chemical structures because several freeware structure-drawing packages are now available for download from the World Wide Web. These include freeware versions of both ISIS/Draw and ChemSketch. A detailed comparison of capabilities for both the freeware and commercial versions of the packages has been made by Tamas Gunda (<http://dragon.klte.hu/~gundat/rajzprogramok/dprog.html>). This review is an objective comparison, updated on an almost annual basis, of the capabilities of five popular drawing packages [ISIS/Draw, ChemDraw, DrawIt (ChemWindow), ChemSketch, and Chemistry 4-D Draw].

---

 **Reminder:** The cost should not be a barrier to the inclusion of appropriate renderings of chemical structures because several freeware structure-drawing packages are now available for download.

---

It is preferable to use one of the drawing packages that offer journal-based templates containing the appropriate bond widths, bond lengths, fonts, and



## Box 17-2. Parameter Settings for ACS Publications

At present, ACS journals request that chemical structures be prepared according to the guidelines below. (The guidelines are also available at <https://paragon.acs.org/paragon/index.jsp>. Click on "Read Author Information", and then select the appropriate journal for specific information.) The parameters below are specifically for ChemDraw, using the ACS 1996 document settings; authors using other drawing packages should adapt these parameters to their systems. Most commercial and freeware packages allow these settings to be reproduced either by manual settings or by some sort of journal template feature.

<b>Drawing Settings</b>	chain angle	120 degrees
	bond spacing	18% of width
	fixed length	14.4 pt (0.2 in.)
	bold width	2.0 pt (0.0278 in.)
	line width	0.6 pt (0.0083 in.)
	margin width	1.6 pt (0.0222 in.)
<b>Text Settings</b>	hash spacing	2.5 pt (0.0345 in.)
	page setup	US/Letter/Paper
	scale	100%
	font	Helvetica (Mac), Arial (PC)
	size	10 pt
<b>Preferences</b>	units	points
	tolerances	3 pixels

other settings recommended by a particular journal. Using these templates aids in the production of a chemical structure drawing acceptable to the publishers.

## How To Submit Chemical Structures

Many common graphical formats can be generated using structure-drawing packages, including TIFF, GIF, and BMP; follow the guidelines for submitting figures presented in Chapter 15. Also, because file formats continue to develop and the preferences of a given publisher can change, authors should check with the publisher's or journal's author guidelines for acceptable software and file formats. Box 17-3 shows guidelines for submitting structures to ACS journals.



### Box 17-3. Guidelines for Submitting Chemical Structures to ACS Journals

- In manuscripts submitted to ACS journals through Paragon, structures should be embedded in text documents. In manuscripts submitted through the Paragon Plus environment, structures can be embedded in the text or supplied separately.
- Submit graphical images of chemical structures to ACS journals as embedded TIFF files, using a resolution of 300 pixels per inch (ppi) for color and 1200 ppi for black-and-white images.
- ACS journals accept application files (native formats) for several common software programs, including .skc files from ISIS/Draw and .cdx files from ChemDraw.
- Information on submitting chemical structure connection tables is available at <https://paragon.acs.org/paragon/application?pageid=content&mid=preferredsoftware.html&parentid=authorchecklist&headername=Preferred%20Software>.
- CML is accepted by the ACS Paragon System for submission of supporting information.

The visual appeal of a structure or reaction can differ from one software package to another, so authors may wish to interchange data between programs to obtain the best graphical display required for publication. Such an interchange is normally performed using a specific format of the atom–atom connection table known as a *molfile*. (Information on the MDL molfile format is available at <http://www.mdl.com/downloads/public/ctfile/ctfile.pdf>.) Such collections may, for example, describe molecules, molecular fragments, substructures, substituent groups, polymers, alloys, formulations and mixtures, and unconnected atoms. Most chemical structure drawing software packages available today allow both import and export of a molfile. An alternative generic file format is CML, the chemical markup language, which takes advantage of the strength of Web-based technologies and is discussed in Chapter 8.

## The Future of Representing Chemical Structures

Despite the vast array of tools available today for structure drawing and representation, each tool is lacking in some way for the representation of complete structure space. Small organic molecules have been well supported, but the needs

of the inorganic, organometallic, and polymer chemist have commonly lagged behind. Chemical structure drawing programs will continue to develop version by version as software vendors deliver an ongoing array of functionality for their customers.

The need to introduce additional flexibility for structure representation will be ongoing, specifically as standards are set for preferred drawing styles by organizations such as IUPAC. A scoping exercise initiated by the IUPAC commission has defined the preferred drawing styles for structure representation to ensure accurate communication of chemical structures. (See <http://www.iupac.org/projects/2003/2003-045-3-800.html>. The stereo part of this project is now available as provisional recommendations at [http://www.iupac.org/reports/provisional/abstract05/brecher\\_310705.html](http://www.iupac.org/reports/provisional/abstract05/brecher_310705.html).) It is likely that publishers will embrace the opportunity to standardize the structure representations within their publications to try to achieve greater homogeneity.

Whereas chemical structures will always be the primary vehicle for visual communication, it is possible that journal articles will be reporting a unique label representing a chemical structure in the near future, especially because this label will already allow the searching of chemical structures contained in publications indexed using Web-based search engines. For more on this, see Appendix 8-1.

# Selected Bibliography

## References on Scientific Communication

### *Technical Writing*

- Barrass, R. *Scientists Must Write: A Guide to Better Writing for Scientists, Engineers, and Students*, 2nd ed.; Routledge: London, 2002.
- Cook, C. K. *Line by Line: How To Edit Your Own Writing*; Houghton Mifflin: Boston, MA, 1986.
- Day, R. A. The Development of Research Writing. *Scholarly Publishing* January 1989, pp 107–115.
- Day, R. A. *Scientific English: A Guide for Scientists and Other Professionals*, 2nd ed.; Oryx Press: Phoenix, AZ, 1995.
- Eisenberg, A. *Writing Well for the Technical Professions*; Harper & Row: New York, 1989.
- King, L. S. *Why Not Say It Clearly: A Guide to Scientific Writing*, 2nd ed.; Little, Brown: Boston, MA, 1991.
- O'Connor, M. *Writing Successfully in Science*; Chapman & Hall: New York, 1992.
- Rathbone, R. R. *Communicating Technical Information: A New Guide to Current Uses and Abuses in Scientific and Engineering Writing*, 2nd ed.; Addison-Wesley: Reading, MA, 1985.
- Schoenfeld, R. *The Chemist's English*, 3rd ed.; VCH: Weinheim, Germany, 1990.
- Shaw, H. *Errors in English and Ways To Correct Them*, 4th ed.; HarperPerennial: New York, 1993.
- Strunk, W., Jr.; White, E. B. *The Elements of Style*, 3rd ed.; Allyn & Bacon: New York, 1995.
- Zinsser, W. *On Writing Well: The Classic Guide to Writing Nonfiction*, 6th ed.; Harper-Perennial: New York, 1998.
- Zinsser, W. *Writing To Learn*; Collins: New York, 1993.

## Style and Usage

- Bernstein, T. M. *The Careful Writer: A Modern Guide to English Usage*; The Free Press: New York, 1998.
- Berry, T. E. *The Most Common Mistakes in English Usage*; McGraw-Hill: New York, 1971.
- Copperud, R. H. *American Usage and Style: The Consensus*; Van Nostrand-Reinhold: New York, 1980.
- Flesch, R. F. *The ABC of Style: A Guide to Plain English*; HarperCollins: New York, 1980.
- Hodges, J. C.; Horner, W. B.; Webb, S. S.; Miller, R. K. *Harbrace College Handbook*, 13th ed.; Harcourt, Brace, Jovanovich: New York, 1998.
- Merriam-Webster's Collegiate Dictionary*, 11th ed.; Merriam-Webster Inc.: Springfield, MA, 2003. (Available as a package with a CD and online; see <http://www.m-w.com> for information on the online product.)
- The New York Public Library Writer's Guide to Style and Usage*; Sutcliffe, A., Ed.; HarperCollins: New York, 1994.
- van Leunen, M.-C. *A Handbook for Scholars*, 2nd ed.; Oxford University Press: New York, 1992.
- Webster's Third New International Dictionary, Unabridged*; Merriam-Webster, Inc.: Springfield, MA, 2002. (Available as a package with a CD and online; see <http://www.m-w.com> for information on the online product.)
- Webster's New World Dictionary of the American Language*, 2nd ed.; Simon & Schuster: New York, 1980.

## Style Manuals

- AIP Style Manual*, 4th ed.; American Institute of Physics: New York, 1990.
- American Medical Association Manual of Style*, 9th ed.; Flanagan, A., et al., Eds.; Lippincott Williams & Wilkins: Baltimore, MD, 1997.
- ASM Style Manual for Journals and Books*; American Society for Microbiology: Washington, DC, 1992.
- The Chicago Manual of Style*, 15th ed.; University of Chicago Press: Chicago, IL, 2003.
- Merriam-Webster's Standard American Style Manual*; Merriam-Webster: Springfield, MA, 1994.
- The Microsoft Manual of Style for Technical Publications*, 3rd ed.; Microsoft Press: Redmond, WA, 2003.
- Publication Manual of the American Psychological Association*, 5th ed.; American Psychological Association: Washington, DC, 2001.
- Scientific Style and Format: The CBE Manual for Authors, Editors, and Publishers*, 6th ed.; Cambridge University Press: New York, 1994.
- Skillin, M. E.; Gay, R. M. *Words into Type*, 3rd ed.; Prentice-Hall: Englewood Cliffs, NJ, 1974.
- U.S. Government Printing Office Style Manual 2000*, 29th ed.; Government Printing Office: Washington, DC, 2000.
- Wired Style: Principles of English Usage in the Digital Age*; Hale, C., Ed.; HardWired: San Francisco, CA, 1997.

## Mathematics and Numbers

- Swanson, E.; O'Sean, A.; Schleyer, A. *Mathematics into Type: Copy Editing and Proofreading of Mathematics for Editorial Assistants and Authors*; American Mathematical Society: Providence, RI, 1999.

Taylor, B. N. *Guide for the Use of the International System of Units (SI)*; National Institute of Standards and Technology: Gaithersburg, MD, 1995.

### Preparing Illustrations

Briscoe, M. H. *Preparing Scientific Illustrations: A Guide to Better Posters, Presentations, and Publications*, 2nd ed.; Springer Verlag: New York, 1996.

*Pocket Pal: A Graphic Arts Production Handbook*, 18th ed.; Graphic Arts Technical Foundation: Alexandria, VA, 2000.

## References on Chemistry

### Conventions in Chemistry

*National Institute of Standards (NIST) Special Publication 330, 2001 Edition*, Engl. version of *The International System of Units (SI)*, 7th ed.; Bureau International des Poids et Mesures: Sèvres, France, 1998. <http://physics.nist.gov/Pubs/SP330/sp330.pdf>.

*Quantities and Units*; International Organization for Standardization: Geneva, Switzerland, 1993. <http://www.iso.org/iso/en/prods-service/ISOstore/store.html>.

*Quantities, Units and Symbols in Physical Chemistry*, 2nd ed.; Blackwell Science, Oxford, U.K., 1993 (commonly known as the “green book”). <http://www.iupac.org>.

### Biochemistry

*Biochemical Nomenclature and Related Documents*, 2nd ed.; Liébecq, C., Ed.; Portland Press: London, 1992 (commonly referred to as the “white book”). <http://www.chem.qmw.ac.uk/iupac/bibliog/white.html>.

*Enzyme Nomenclature*; Academic: New York, 1992. <http://www.chem.qmw.ac.uk/iubmb/enzyme/>.

### Chemical Abstracts

Advice on *Chemical Abstracts* nomenclature is available from the Manager of Nomenclature Services, Department 64, Chemical Abstracts Service, P.O. Box 3012, Columbus, OH 43210. A name-generation service is available through CAS Client Services, Chemical Abstracts Service, P.O. Box 3343, Columbus, OH 43210; e-mail address, [answers@cas.org](mailto:answers@cas.org); and URL, <http://www.cas.org/Support/client.html>.

### Combinatorial Chemistry

Macleán, D.; Martin, E. J. On the Representation of Combinatorial Libraries (A Perspective) *J. Comb. Chem.* **2004**, *6*, 1–11.

Macleán, D.; Baldwin, J. J.; Ivanov, V. T.; Kato, Y.; Shaw, A.; Schneider, P.; Gordon, E. M. Glossary of Terms Used in Combinatorial Chemistry (IUPAC Technical Report) *Pure Appl. Chem.* **1999**, *71*, 2349–2365; Reprinted *J. Comb. Chem.* **2000**, *2*, 562–578; Translated to German *Angew. Chem.* **2002**, *114*, 893–906.

### Drug Names

*The USP Dictionary of USAN and International Drug Names*; U.S. Pharmacopeial Convention: Rockville, MD, 2005 (updated annually).

## General Chemistry

*Chemical Abstracts Index Guide*; American Chemical Society: Columbus, OH; Appendix IV (updated periodically).

*Compendium of Chemical Terminology*, 2nd ed.; McNaught, A. D., Wilkinson, A., Eds.; Blackwell Science: Oxford, U.K., 1997.

*CRC Handbook of Chemistry and Physics*, 86th ed.; Lide, D. R., Ed.; CRC Press: Boca Raton, FL, 2005.

*Kirk-Othmer Encyclopedia of Chemical Technology*, concise, 4th ed.; Wiley & Sons: New York, 2003.

*The Merck Index: An Encyclopedia of Chemicals, Drugs, and Biologicals*, 13th ed.; O'Neil, M. J., Smith, A., Heckelman, P. E., Budavari, S., Merck, Eds.; John Wiley & Sons: New York, 2001.

## Inorganic Chemistry

*Nomenclature of Inorganic Chemistry, Recommendations 2005*; Connelly, N. G., Hartshorn, R. M., Damhus, T., Hutton, A. T., Eds.; Royal Society of Chemistry: Cambridge, U.K., 2005.

Block, B. P.; Powell, W. H.; Fernelius, W. C. *Inorganic Chemical Nomenclature: Principles and Practice*; American Chemical Society: Washington, DC, 1990.

## Nomenclature

The International Union of Pure and Applied Chemistry (IUPAC) Nomenclature Documents Home Page on the World Wide Web can be found at <http://www.chem.qmw.ac.uk/iupac/>. This site contains information on IUPAC itself, the names and publishers of references on chemical nomenclature, and many of the recommendations.

## Organic Chemistry

IUPAC. *Nomenclature of Organic Chemistry: Sections A, B, C, D, E, F, and H*; Rigaudy, J., Klesney, S. P., Eds.; Pergamon: Elmsford, NY, 1979 (commonly referred to as the “blue book”). <http://www.acdlabs.com/iupac/nomenclature>.

*A Guide to IUPAC Nomenclature of Organic Compounds, Recommendations 1993*; Panico, R., Powell, W. H., Richer, C., Eds.; Blackwell Scientific Publications: Oxford, U.K., 1994. <http://www.acdlabs.com/iupac/nomenclature>.

*Ring Systems Handbook*; American Chemical Society: Columbus, OH, 2003 (and supplements).

Fox, R. B.; Powell, W. H. *Nomenclature of Organic Compounds: Principles and Practice*, 2nd ed.; American Chemical Society: New York, 2001.

## Polymer Chemistry

IUPAC. *Compendium of Macromolecular Nomenclature*; Blackwell Scientific Publications: Oxford, U.K., 1991. <http://www.iupac.org/publications/books/author/metanomski.html>.





# Index

In page references, *b* indicates boxes, *f* indicates figures, *s* indicates schemes, and *t* indicates tables.

“a”

- before collective nouns, 106
- as gender-neutral alternative, 58
- in titles, 149
- See also Articles (part of speech)

@ in e-mail addresses, 157

“a” and “b” references

- in reference lists, 297–298, 325
- in text citations, 290

“a” vs “an”

- before element symbols, 257
- general usage, 53
- before isotopes, 257, 264

Abbreviations

- “a” vs “an” before, 53
- in abstracts, 22, 158, 160
- academic degrees, 310
- acronyms differentiated from, 158
- for amino acids, 245*t*–246
- Canadian provinces and territories, 162
- capitalization, 146, 150, 156, 159, 227, 228, 272
- case sensitivity, 159
- chemical reactions, 272, 273
- commonly used in chemistry, 169–202
- computer and Internet terms, 163–168
- defining, 22, 158, 160, 245, 371, 372, 373
- devising your own, 158, 169
- editorial style overview, 158–162

Abbreviations—*continued*

- at editor’s discretion, 158, 169
- in equations, 160, 211, 217
- in figures, 225, 365
- in foreign names, 153
- genus name repetition, 160
- in government agency references, 313
- isotopic labeling, 265
- in mathematical copy, 213, 217
- mathematical symbols differentiated from, 160, 211
- for monosaccharides, 243*t*
- for months, 160–161
- not needing definition, 158–159, 217–218, 260
- for nucleic acids, 244*t*
- for organic groups, 260
- period use, 118, 119, 223, 294
- plural forms, 161
- for publisher names, 302
- reporting analytical data, 274
- roman type use, 154–155, 159–160, 212–213, 216, 271–272
- for saccharides, 243*t*–244
- in tables, 160, 225, 370, 371, 372, 373
- in titles, 20, 150, 159, 160
- U.S. states and territories, 162
- for volume information in references, 303–304
- See also Acronyms, *Chemical Abstracts Service Source Index (CASSI)* abbreviations, Symbols, Units of measure

- Absolute configuration  
 D and L forms, 236, 270–271  
 R and S forms, 270
- Absolute constructions, dangling modifiers compared with, 45, 112
- “Abstract”, capitalization in references, 303
- Abstracts  
 abbreviations defined in, 22, 158, 160  
 abstract number in references, 298–299  
 datuments as alternative, 88–89  
 mathematical symbols defined in, 211  
 references to meetings and conferences, 307–308, 321  
 scientific paper format, 21–22
- Abuse, ethical considerations, 74
- Academic degrees  
 “a” vs “an” before, 53  
 abbreviations, 310  
 in bylines, 21  
 thesis levels, 309–310
- Acceptance of submissions  
 communications (journal presentations), 19  
 manuscripts, 12, 28  
 notification of, 64  
 peer-review role, 71
- Accepted manuscripts, processing, 33–35  
*See also* Editorial process, Electronic submission of manuscripts
- Accession dates, Internet sources, 315, 317–321, 324
- Accession numbers, U.S. government publications, 312
- Acids, capitalization examples, 237*t*
- Acknowledgments  
 ethical obligations, 8, 14  
 scientific paper format, 24
- Acrobat Distiller (software), 351
- Acrobat Reader (software), 60, 68, 351
- Acronyms  
 abbreviations differentiated from, 158  
 in abstracts, 22  
 commonly used in chemistry, 169–202  
 computer terms, 156, 163–168  
 editorial style overview, 158–162  
 period use, 119  
 for publisher names, 302, 307  
*See also* Abbreviations, Symbols
- ACS books  
 author guidelines, 29, 343  
 column dimensions, 354*t*  
 copyright policy, 30  
 figure costs, 350  
 reference format, 24, 287–290  
 template downloads, 29  
*See also* Copyright, Editorial process, Peer review
- ACS committees, capitalization guidelines, 147
- ACS Copyright Learning Module Web site, 82
- ACS Copyright Office  
 contact information, 79*b*, 84*b*  
 Copyright Status Form, 86  
 requesting permission from, 84*b*
- ACS copyright policy, 30, 79*b*, 82
- ACS Copyright Status Form, 86
- ACS desk references, 127, 135
- ACS governing bodies, capitalization guidelines, 147
- ACS journals and magazines  
 ASAP articles, 34  
 author guidelines, 29, 343, 381*b*, 382*b*  
 CASSI abbreviations, 288*t*  
 column dimensions, 354*t*  
 copyright policy, 30  
 ethical guidelines, 11–16  
 figure costs, 350  
 figure guidelines, 343, 347, 351, 364  
 hazard footnotes in, 23  
 home pages, 28*b*  
 numbers style, 208  
 parameter settings, 381*b*  
 reference format, 24, 287–290, 291  
 reference management programs, 327  
 structure guidelines, 381*b*, 382*b*  
 supporting information availability, 25  
 table guidelines, 374  
 template downloads, 29  
 type size, 356  
*See also* Copyright, Editorial process, Peer review
- ACS local sections, capitalization guidelines, 147
- ACS magazines, *See* ACS journals and magazines
- ACS Paragon Plus System, 30, 364, 374, 382*b*
- ACS Paragon System  
 electronic submission of manuscripts, 60, 62, 69*t*  
 submission of artwork, 30, 364, 374, 382*b*
- ACS periodicals, *See* ACS journals and magazines
- ACS Permission Request Form, 84*b*
- ACS permission request guidelines, 83–86
- ACS publications  
 ASAP articles, 34, 318–319  
 author guidelines, 29, 343, 381*b*, 382*b*  
 column dimensions, 354*t*  
 copyright policy, 30  
 credit lines in, 367*b*  
 figure costs, 350  
 figure guidelines, 343, 346, 364  
 numeral and word usage, 206  
 parameter settings, 381*b*

- ACS publications—*continued*  
 reference format, 24, 287–290, 291, 300, 317  
 template downloads, 29  
 trademark symbols not used in, 23  
 type size, 356  
*See also* ACS journals and magazines, Copyright, Editorial process, Peer review
- ACS Publications Division  
 ASAP articles, 318  
 copyright owner rights, 78  
 Copyright Status Form, 86  
 requesting permission from, 79*b*, 83, 84*b*  
 Web site, 86
- ACS quotation marks policy, 121–122  
 ACS spelling preferences, 129–133  
 Active voice, writing style, 42, 54  
 Adaptation of artwork, 84*b*, 366  
 Addition compounds, centered dot use, 261  
 Addresses, computer, *See* Electronic mail (e-mail) addresses, Uniform resource locator, World Wide Web sites
- Adjectives  
 comma use, 115–116  
 mathematical operators used as, 219  
 mathematical symbols used as, 215  
 phrasal, 149  
 predicate, 143  
 proper, 137, 143, 152  
 trademarks as, 146, 157  
 as unit modifier element, 139–140, 143  
*See also* Unit modifiers
- Adobe software  
 electronic submission of manuscripts, 61, 68  
 figure preparation, 350–352, 355*b*, 363
- Advanced Chemistry Development software, 379–380, 380*b*
- “Advances” as CASSI keyword, 306
- Adverbs  
 hyphenation guidelines, 141  
 semicolon use, 119–120  
 as unit modifier element, 140  
 “Affect” vs “effect” or “impact”, 52
- Affiliation  
 company name styling, 162  
 scientific paper format, 21
- Affirmative sentences vs double negatives, 45
- Agents, submitting, 62
- Agreement, subject–verb, 43–44, 105–108
- Alcohols  
 capitalization examples, 237*t*  
 forms for, 234*b*
- Alicyclic compounds, nomenclature, 236
- Alignment  
 chemical structures, 379  
 columnar material in tables, 370, 372, 373, 374
- Alignment—*continued*  
 columns containing numbers, 207, 372  
 superscripts and subscripts (stacking), 269  
 “All”, subject–verb agreement, 108  
 “Alpha ( $\alpha$ ) particle”, capitalization of “p”, 149  
 “Alpha” vs  $\alpha$ , 155  
 Alphabet, Greek, 214  
*See also* Greek letters
- Alphabetizing  
 CASSI abbreviations, 294  
 reference citations, 289  
 reference lists, 325  
 unnumbered lists, 374
- alt* infix in copolymer names, 243  
 “Although” instead of “while”, 46  
 “a.m.”, 205
- American Institute of Physics, 60, 62, 69*t*
- American Library Association, 311
- American National Standards Institute (ANSI), 276
- American Society for Testing and Materials, 276
- Amino acids  
 abbreviations, 245*t*–246  
 small capital letter use, 236, 245, 270  
 “Among” vs “between”, 51
- Ampersand in Web addresses, 156  
 “an” vs “a”, *See* “a” vs “an”
- Analytical data  
 reporting, 274–276  
 as supporting information, 25  
*See also* Data, Physical quantities, SI units, Units of measure
- “And”  
 vs “and/or”, 56  
 with author citations in text, 289  
 as coordinating conjunction, 47, 113, 149  
 vs en dash, 124–125  
 number of subject, 106  
 between numbered items, 209  
 vs plus sign, 55, 211  
 slash misused for, 56  
 vs “with” constructions, 56
- “And/or”, 56  
 “And so forth”, 160
- Angle brackets, with crystallographic indices, 268
- Angular degree or time symbols, 203, 224
- Angular vs linear formulas, 267, 376
- Anhydrides, capitalization examples, 237*t*
- Animations, Web-enhanced objects, 25
- Anions, charged, 266
- Anomeric configuration of saccharides, 243
- Anonymity of peer reviewers, 8, 71–72
- ANSI, *See* American National Standards Institute

- Antecedents of pronouns, 45–46, 58
- “Any”, subject–verb agreement, 108
- Apostrophes
- plurals
    - of abbreviations, 161
    - of decades, 205
    - of mathematical symbols, 211
    - of numerals used as names, 206
  - possessives, 127
- Apparatus, “Experimental” section contents, 22
- “Appendix”, capitalization, 144
- Appendixes in scientific papers, 24–25
- Application files for artwork
- definition, 350
  - Excel file tips, 353*b*
  - PDF file creation, 351
  - See also* Computer file formats, *specific applications*
- Appositives, restrictive and nonrestrictive, 116–117
- Aqueous state, indicating in reactions, 272
- Ar designation for aromatic substituents, 246, 250
- Arabic numerals, *See* Numerals
- Arabic surnames, 152
- Area graphs
- types of artwork, 347
  - working with, 363
- Arguments (mathematical)
- definition, 210
  - enclosing marks for clarity, 216
  - spacing considerations, 214, 219
- Arial typeface, 357*b*
- Aries Systems, editorial systems, 60, 69*t*
- Aromatic compounds, 240
- Aromatic substituents, 246, 250
- Arrays, mathematical concept, 210
- Arrows in reactions, 272–273, 379
- Article numbering in references, 297
- Article reprints, 35
- See also* Permissions
- Article titles in periodical citations, 291, 292*t*
- Articles (journal), *See* Journal articles
- Articles (part of speech)
- “a” vs “an”, 53, 257, 264
  - at beginning of titles, 20, 154
  - capitalization in titles and headings, 149
  - before collective nouns, 106
  - before element symbols, 257
  - in foreign names, 152–153
  - as gender-neutral alternative, 58
  - before isotopes, 257, 264
- “Articles ASAP” page, 34
- Artwork
- ACS copyright policy, 30
  - adapted, 84*b*, 366
- Artwork—*continued*
- article reprint costs, 35
  - editorial process, 29–30, 363–365
  - embedding requirement, 30, 364, 374
  - handling tips, 362, 364–365
  - numbering of, 206, 345, 365
  - permission requirements, 30, 85*b*, 366
  - sizing, 352–354, 355, 370, 373
  - types of, 29, 347–349
  - See also* Charts, Figures, Illustrations, Photographs, Schemes, Structures, Tables
- “As”, capitalization in titles and headings, 149
- “As compared to” and “as compared with”, 50
- As Soon As Publishable (ASAP) articles, 34, 318–319
- “As well as”, 47
- Asian surnames, 152–153
- Aspartic acid/asparagine mixtures, 245
- Assignment of copyright by ACS, *See* ACS copyright policy
- Association of American Publishers, 82
- “Assuming” as sentence modifier, 112
- “Assure” vs “ensure” or “insure”, 52
- Asterisk
- for corresponding author information, 21
  - for excited electronic state, 262
  - for multiplication in computer languages, 211
- ASTM International, citing standards, 276
- Astronomical terms, capitalization, 149
- “at”, unit of measure, 118
- At symbol (@) in e-mail addresses, 157
- Atomic numbers
- left subscript use, 262
  - list of elements, 258*t*–259*t*
  - for unnamed elements, 260
- Atomic orbitals, chemical conventions, 256
- Atomic substituents or residues, designating, 246, 250–251
- Atomic weights, list of elements, 258*t*–259*t*
- Atoms
- datum validation, 96
  - electronic configuration, 256–257
  - isotopic, 265
  - markup languages and the WWW, 91, 92–94
  - nuclide descriptors, 261–263
  - symbols and SI units, 277
- Attributes (markup language component), 91–94, 96, 97
- Attribution, ethical considerations for, 7
- Audience considerations
- for draft manuscripts, 28*b*
  - in popular science, 16
  - word choice, 50

- Author–date citations  
 multiple references by same author, 290  
 reference collation, 290, 325  
 reference format, 30, 287, 289–290
- Author guidelines  
 ACS publications, 29, 343, 381*b*, 382*b*  
 additions or corrections, 35  
 CIF format, 286  
 conventions in chemistry, 255  
 datument validation, 96  
 electronic submission of manuscripts, 30, 60, 63  
 figure submission, 343, 363–365  
 numeral and word usage, 206  
 peer-review process, 75  
 reference format, 31, 291  
 references to books, 300  
 standard format, 20, 25, 26, 28–29  
 structure submission, 381  
 table preparation, 370
- Author home page, 62, 63, 64, 68
- Author names in references  
 books, 300–301  
 e-mail messages, 322  
 editorial process overview, 30  
 organization or committee as author, 301, 307, 308, 312, 321  
 periodicals, 291, 297–299  
 reference collation, 290, 325–326  
 theses, 309  
 U.S. government publications, 312
- Author names in text  
 byline format, 21, 152  
 citation guidelines, 30, 287, 289–290  
 period use and spacing, 119
- Author responsibility  
 checking proofs, 33–35, 36  
 datument potential, 98–99  
 datument validation, 96  
 ethical considerations, 3–8, 13–15, 16, 27  
 graphics insertion, 379  
 paperwork submission, 32, 33  
 peer-review process, 75–76  
 reference accuracy, 24, 30, 31, 290  
 See also Author guidelines, Copyright entries, Permissions
- Author's complimentary copy, 35
- Author's proof, 33–35, 36
- Authorship  
 copyright considerations, 79, 81, 86  
 determining, 6–7, 14, 21  
 order of names as issue, 6  
 See also Coauthors, Multiple authors
- Auxiliary verbs, in compound sentences, 108
- Axes  
 crystallographic notation, 268, 269  
 mathematical use and italic type, 212, 223  
 orbital, 256  
 scaling and labeling, 225, 359–360
- b* infix in copolymer names, 243
- Bar graphs  
 color use, 345*b*  
 examples, 359*f*  
 types of artwork, 347  
 when to use, 344  
 working with, 363
- Base pairs, representation of, 244  
 “Based on” vs “on the basis of”, 52, 111
- Bases, numbering in nucleotide sequences, 244*t*  
 “Because” instead of “since”, 46  
 “Because of” instead of “due to”, 112
- Behavioral guidelines, See Ethical guidelines
- Beilstein references, 299
- Bench>Press (software), 60, 62, 69*t*
- Berkeley Electronic Press, editorial systems, 60  
 “Beta ( $\beta$ ) particle”, capitalization of “p”, 149  
 “Beta” vs  $\beta$ , 155  
 “Between” vs “among”, 51  
 “Between ... and”, 125, 209  
 “bi” in element names, 260
- Bias  
 bias-free language, 57–58  
 and peer reviews, 9, 15, 75
- Bibliographic citations, See Reference entries
- Bibliographic indexes, foreign surname format, 152
- Bibliographies, abbreviation use in, 160  
 See also Reference entries
- Biblioscope (software), 326–327
- Billions, 204
- BinHex files, 62
- Binomial terms, See Taxonomic terms
- Bio-Rad software, 379–380, 380*b*
- Biochemistry*, reference format exceptions, 291, 300, 301
- Biological structure data sources, 284
- Biological test data as supporting information, 25
- “Bis” as multiplying prefix, 235
- Black-and-white (B&W) mode, 350, 351, 352*t*, 362
- Blackboard boldface letters, 214
- blend* infix in copolymer names, 243
- block* infix in copolymer names, 243
- BMP format, 381
- Boiling points, reporting analytical data, 274
- Boldface type  
 with CASSI abbreviations, 295  
 chemical name numbering, 206

- Boldface type**—*continued*  
 chemical structure identification, 274, 376–377  
 combinatorial chemistry representation, 246  
 for Greek letters, 214  
 in mathematical copy, 213  
 references to periodicals, 296  
 superatom representation, 246
- Bonding orbitals**, chemical conventions, 256
- Bonds**  
 punctuation, 244, 267  
 symbols, 243, 244
- Book as reference**  
 author names, 300–301  
 book title and editions, 301–302, 306  
 books with editors, 292*t*, 300–301, 320  
 books without editors, 292*t*, 300, 319–320  
 chapter title, 301, 306  
 computer program citation format, 323–324  
 editor names, 300–302, 320  
 examples, 292*t*–293*t*  
 meetings and conferences, 307–308  
 miscellaneous information, 305  
 online books, 293*t*, 314, 319–320  
 organization or committee as author, 300, 307  
 pagination information, 304  
 place of publication, 303  
 publisher name, 302–303  
 series publications, 292*t*, 304, 305–306  
 special situations, 305–306  
 volume information, 303–304, 306  
 year of publication, 303  
*See also* References
- Book titles**  
 in book citations, 301–302, 306  
 italic type for, 154  
 in presentation citations, 307–308  
 U.S. government publications, 312
- Books (in general)**  
 artwork sizing, 354, 370, 373  
 table footnotes, 373  
 types of, 17–18  
 word choice, 50  
*See also* ACS books, Manuscript entries, Scientific papers
- Borrowed material**, *See* Adaptation of artwork, Copyright, Permissions
- “Both”, subject–verb agreement**, 108
- “Both ... and”**, 47
- Boughton system**, isotopic naming, 265–266
- Braces**  
 with crystallographic indices, 268  
 in mathematical copy, 212, 214, 216  
 in mathematical equations, 219–220
- Braces**—*continued*  
 nesting order, 216  
 in set notation, 222  
 with syllabic portion of chemical names, 240
- Brackets**, *See* Angle brackets, Curly brackets, Square brackets
- Bragg reflection**, crystallography, 267
- Branched residues of saccharides**, 244
- Brand names**  
 editorial style, 157  
 scientific paper format, 23  
 in titles, 20  
*See also* Trademarks
- Bravais lattices**, 269
- Breaks at end of line**, *See* Line breaks
- Bridged compounds**, nomenclature, 236
- Browsers**, *See* Web browsers
- Bulletins**, technical, 292*t*, 314, 324
- Bureau International des Poids et Mesures**, 255
- “But”**  
 as coordinating conjunction, 113  
 parallel construction, 47, 48  
 in titles and headings, 149
- B&W mode**, 350, 351, 352, 362
- Bylines**  
 foreign surname format, 152  
 scientific paper format, 21  
*See also* Authorship
- Cadmus Systems**, editorial systems, 60, 62, 69*t*
- Callouts**, *See* Citations in text
- Cambridge Crystallographic Data Centre**, 284, 286
- Cambridge Structural Database**, 284
- Cambridgesoft software**, 350–351, 379–380, 380*b*, 381*b*, 382*b*
- Camera-ready artwork**  
 definition, 343  
 preparation guidelines, 346  
 submission guidelines, 364–365  
*See also* Hard copy
- Canada**, province and territory abbreviations, 162
- Canadian Domestic and Non-Domestic Substance Lists**, 254
- Canonical building blocks of nucleic acids**, 244
- Capitalization**  
 abbreviations, 146, 150, 156, 159, 227, 228, 272  
 amino acid abbreviations, 245  
 axis labels on figures, 360  
 case-sensitive abbreviations and symbols, 159  
 chemical element symbols, 145, 240–241, 257  
 chemical names, 143, 145, 151, 233, 235–241, 237*t*–239*t*

- Capitalization—*continued*  
 chemical reaction types, 273  
 after colons, 120, 144  
 company and organizational names, 147  
 computer and Internet terms, 156, 163–168  
 computer languages, 155  
 computer protocols, 156  
 computer software, 156  
 event names, 148  
 “figure”, “table”, “chart”, and “scheme”, 143, 345, 369  
 parenthetical sentences, 123  
 parts of a book, 144  
 planet names, 149  
 polymer names, 146, 150, 237*t*, 242–243  
 professional titles, 147  
 references to periodicals, 291, 299  
 regions of the country, 148  
 SI units, 228  
 small capital letters, 233, 236, 238*t*, 245, 270–271  
 spelling recommendations list, 129–133  
 surnames, 151–152, 153, 225  
 taxonomic names, 145–146, 150  
 in text, 143–148  
 in titles and headings, 148–151, 227, 237*t*–239*t*  
 trademarks, 147, 157  
 units of measure, 150, 225, 227  
 words preceded by element symbols, 145
- Captions  
 abbreviation use, 160  
 colon use, 120  
 as copyright ownership indicator, 81  
 manuscript submission, 364  
 parallelism, 48  
 preparing, 355, 365  
 sizing artwork, 354  
 symbol keys, 365
- Carbohydrates, small capital letter use, 236, 270
- Cardinal numbers, 203–204, 308  
*See also* Numbers
- CAS, *See* Chemical Abstracts Service
- Cascading Style Sheets (CSS), 90
- Case sensitivity for abbreviations, 159
- Cases regarding copyright, 80, 82
- CASSI, *See* Chemical Abstracts Service Source Index
- Catalysts, indicating in reactions, 272
- Cations, charged, 266
- “Caution:”, “Experimental” section contents, 23
- CD-ROM publications  
 cited as references, 293*t*, 322–323  
 illustration preparation, 346
- Celsius, capitalization, 225
- Centered dot  
 for bond formation or breaking, 267  
 in chemical formulas, 260  
 with compound units of measure, 224  
 in mathematics, 215, 219  
 nucleic acid representation, 244  
 spacing guidelines, 215, 219, 261
- Centering of text and artwork, *See* Alignment
- CG Information software, 327
- CGS system, background of, 228
- “Chapter”, capitalization, 144, 303
- Chapter number in book references, 303
- Chapter titles  
 in book references, 301, 306  
 in U.S. government publications, 312
- Charges  
 electric, 256  
 ionic, 262, 266
- “Chart”, capitalization, 143
- Charts  
 citing, 143  
 editorial process, 29  
 groups of structures as, 376, 377, 379  
 numbering, 206, 377  
 permissions, 83  
 titles, 148  
 types of artwork, 347  
 when to use, 344  
 working with, 363  
*See also* Artwork
- Check-CIF utility, 63, 286
- Checking proofs, 33–35, 36
- Chemaxon software, 380, 380*b*
- ChemDraw (software), 350–351, 379–380, 380*b*, 381*b*, 382*b*
- Chemical Abstracts (CA)*  
 Boughton system for isotopes, 265  
 and CAS Registry Numbers, 253, 254  
 citing references in text, 298–299  
 datuments as alternative, 89  
 patent citation format, 310
- Chemical Abstracts Service (CAS)  
 chemical nomenclature, 233  
 Chemical Registry System, 91, 94, 253–254
- Chemical Abstracts Service Source Index (CASSI)*  
 computer program citations, 324  
 meeting and conference presentation citations, 308  
 publisher names and addresses, 302  
 sample entry, 340–341  
 series publications, 306
- Chemical Abstracts Service Source Index (CASSI)*  
 abbreviations  
 of ACS periodicals, 288*t*  
 commonly cited journals list, 328–339  
 government agency references, 313

- Chemical Abstracts Service Source Index (CASSI)*  
 abbreviations—*continued*  
 sample entry, 340–341  
 series titles, 306  
 use guidelines, 291, 292–293
- Chemical apparatus, describing, 22
- Chemical descriptors  
 capitalization, 145, 238*t*–239*t*, 240  
 style guidelines, 234–236, 240, 241, 270–271  
 in titles and headings, 150  
 types of, 233  
*See also* Stereochemical descriptors
- Chemical elements  
 chemical conventions, 257–261, 264  
 crystallographic indices, 268  
 isotopes, 263–266  
 list, 258*t*–259*t*  
 nuclide descriptors, 262–263  
 unnamed, 260  
*See also* Element symbols
- Chemical formulas  
 bonds, 267  
*Chemical Abstracts* index of, 254  
 chemical conventions, 257–261  
 concentrations, 271  
 “Experimental” section contents, 22, 23  
 isotopic nuclides, 264  
 linear vs angular forms, 267, 376  
 nuclide descriptors, 262–263  
 prefix treatment, 235  
 roman numerals in, 262  
 in titles, 20
- Chemical inventories, commercial, 254
- Chemical kinetics, symbols and SI units,  
 277–278
- Chemical literature, popular, 16
- Chemical markup language, *See* CML
- Chemical names  
 boldface numbering sequence, 206  
 capitalization, 143, 145, 151, 233, 235–241,  
 237*t*–239*t*  
 CAS Registry Numbers, 253–254  
 components of, 233–240  
 “Experimental” section contents, 22  
 hyphenation at end of line, 233, 241,  
 247–249  
 hyphenation of prefixes and suffixes, 138,  
 235–236, 270  
 isotopic labeling, 264–266  
 locant and descriptor portion of, 234–240,  
 238*t*–239*t*  
 multiword examples, 237*t*  
 numeral and word usage, 206  
 punctuation in, 241  
 specialized groups of chemicals, 242–246  
 syllabic portion of, 233, 240, 241
- Chemical names—*continued*  
 as unit modifiers, 141, 143  
*See also* Chemical descriptors, Chemical  
 nomenclature, Locants
- Chemical nomenclature  
 authoritative sources, 233  
 and CAS Registry Numbers, 254  
 published updates, 255  
 punctuation, 124  
 roman type use, 212  
 systematic vs trivial, 22  
*See also* Chemical names
- Chemical purity, degree of and criteria for, 22
- Chemical reactions  
 abbreviation use, 272, 273  
 arrows in, 272–273, 379  
 concentrations in, 271  
 displayed vs run in, 272, 376  
 grouped as schemes, 376, 377*f*  
 numbering, 272, 377  
 preparing, 378–381  
 spacing guidelines, 272, 379  
 submitting, 381–382  
*See also* Schemes
- Chemical Registry System, CAS, 253–254
- Chemical research, ethical guidelines, 11–16
- Chemical safety information  
 in abstracts, 21  
 ethical guidelines, 13  
 “Experimental” section contents, 23
- Chemical structures, *See* Structures
- Chemical symbols  
 case sensitivity, 159  
 element names used with, 260  
 list, 169–202, 258*t*–259*t*  
 published updates, 255  
 roman type use, 212, 259  
*See also* Abbreviations, Element symbols,  
 SI units, Symbols, Units of measure,  
*specific symbols*
- Chemical terms  
 capitalization, 143  
 datument vocabularies, 97  
 Greek letter use, 155  
 hyphenation of prefixes, 137  
*See also* Chemical descriptors, Chemical  
 names, Chemical nomenclature
- Cheminnovation (software), 379–380, 380*b*
- Chemistry 4-D Draw (software), 379–380,  
 380*b*
- ChemSet notation, 246, 251–252
- ChemSketch (software), 379–380, 380*b*
- ChemWindow (software), 379–380, 380*b*
- Child elements (markup language compo-  
 nent), 91, 93
- Chime (plug-in), 25



- Chinese surnames, 152
- Chirality, 270–271
- CIF, *See* Crystallographic information files
- Circling of charges, 262
- Circuit diagrams as supporting information, 25
- “Cis”, italicization and capitalization, 145
- Citation manager programs, 326–327
- Citations in text
  - in abstracts, 22
  - of equations, 221
  - of figures, 143, 345–346
  - of footnotes, 373
  - of numbered items, 209
  - of structures and schemes, 143, 376–378
  - of tables, 143, 369–370*See also* Reference entries
- City and state names for place of publication, 294, 295, 303, 310, 328
- Class names (taxonomic), capitalization, 145–146
- Classroom use of copyrighted materials, 80
- Clause, definition, 42
- CML (chemical markup language)
  - datum validation, 96–97
  - display of, 94, 96
  - examples of, 92–94, 93s
  - structure submission, 382
- CMYK color mode, 350, 352, 362
- “Co.”, 162, 303
- co* infix in copolymer names, 243
- “Co-workers” in textual citations, 289
- Coauthors
  - ethical obligations, 14
  - reference citation wording, 289*See also* Authorship, Multiple authors
- Code of Federal Regulations*, cited as reference, 313
- CODEN abbreviation, 340
- Collating references, 290, 325–326
- “Colleagues” in textual citations, 289
- Collective nouns, 106–107
- Colon
  - capitalization after, 120, 144
  - with display equations, 221
  - in figure captions, 120
  - general use, 120
  - misuse with components of mixture, 121, 261
  - in ratios, 121, 215, 222
  - references to U.S. government publications, 312
  - between verb or preposition and object, 121
- Color artwork, and reprint costs, 35
- Color combinations, hyphen use, 125, 140
- Color modes, 350–352, 362
- Color photographs, 362
- Color use in figures, 344, 345*b*, 346, 350, 353*b*
- Column number in references, 298
- Column widths for ACS publications, 354*t*
- Columns in tables, *See* Tables
- Combinatorial chemistry, representation of, 246, 250–252
- Combinatorial libraries, 246, 250–252
- Combos (artwork)
  - definition, 347
  - example, 349*f*
  - file formats, 352*t*
  - working with, 347, 363
- Comma
  - between adjectives, 115–116
  - with appositives, 116–117
  - in chemical names, 241
  - with compound predicates, 115
  - with coordinating conjunctions, 113, 114, 115
  - with dates, 118
  - and display equations, 221
  - with “et al.”, 117–118, 289
  - with geographical locations, 118
  - with introductory words and phrases, 48, 114
  - with “Jr.” and “Sr.”, 117
  - between modifier and subject, 110
  - with nonrestrictive clauses, 44, 109, 116
  - in numbers with five or more digits, 207–208
  - in numbers with four digits, 207
  - with quotations, 118
  - reference citation guidelines, 289–290
  - with reference citation numbers, 117, 209, 289
  - references to books, 301–302
  - references to meetings and conferences, 308–309
  - references to periodicals, 296–299
  - references to U.S. government publications, 312–313
  - serial, 114, 115, 119
  - with subordinate clauses, 114
  - with subordinating conjunctions, 116
  - with two or more adjectives, 115–116
  - with units of measure in tables, 371
  - verb separated from subject, object, or predicate noun by, 114–115
- Commercial chemical inventories of regulatory agencies, 254
- Committee on Nomenclature, Terminology, and Symbols of the American Chemical Society, 233
- Committees as authors, 301, 307
- Communications (journal presentation type), 18–19
- See also* Personal communications

- Companion publications, cited as reference, 299
- “Company”, when to abbreviate and when to spell out, 162
- Company logos, copyright basics, 83
- Company names
- capitalization, 147
  - MSDS citation, 315
  - parentheses use, 22, 124
  - spelling and styling, 127
  - in titles, 20
  - when to use, 162
- Comparatives, hyphenation in unit modifiers, 141
- “Compared to” vs “compared with”, 48, 50
- Comparisons
- sentence structure, 48–50
  - word choice, 50–51
- Complementary base pairs, representation, 244
- Complex sentences, definition, 42
- Complimentary copies, 35
- Components of mixtures, punctuation, 121, 126, 222, 261
- Components of vectors and tensors
- italic type use, 212
  - as mathematical concept, 210
- “Composed of” vs “comprised”, 53
- Compound predicates, 115
- Compound sentences, definition, 42
- Compound subjects, 106–107
- Compound surnames, hyphenation, 139, 152–153
- Compound units of measure, 224, 226, 230*t*
- Compound words
- capitalization, 150
  - definition, 138
  - hyphenation, 138–139
  - See also* Phrasal verbs, Unit modifiers
- Compression of computer files, 62, 351
- “Comprised” vs “composed of”, 53
- Computer addresses, *See* Electronic mail
- (e-mail) addresses, Uniform resource locator, World Wide Web sites
- Computer databases, *See* Databases
- Computer disks for figure files, 364
- Computer file formats
- application file definition, 350
  - compressed files, 62
  - crystallographic information files, 25, 63, 97–98, 270, 284–286
  - datument potential, 98
  - e-mailed files, 61–62
  - electronic submission of manuscripts, 59–63, 68, 69*t*
  - figure preparation, 346, 350–353*b*, 357*b*, 361, 363
  - manuscript templates, 20, 29, 60
- Computer file formats—*continued*
- reference management programs, 326
  - structure preparation, 381
  - word-processing vs PDF files, 60–61
- Computer languages
- asterisk use, 211
  - capitalization, 155
- Computer monitors
- figure preparation issues, 346, 347, 350, 352
  - font tips, 357*b*
- Computer platforms
- PDF file portability, 61
  - reference manager programs for, 327
  - templates for, 29
- Computer programs, *See* Software programs
- Computer protocols, capitalization, 156
- Computer software, *See* Software programs
- Computer terminology list, 163–168
- Computerized title searches, 20
- Concentrations
- conventions in chemistry, 271–272
  - square brackets use, 124, 271
- “Conclusions” section in scientific papers, 7, 23
- Conduct guidelines, *See* Ethical guidelines
- Conference proceedings
- description, 17
  - reference format, 292*t*, 307–309, 321, 323
  - standard reporting format, 19
- Confidentiality of submitted manuscripts, 9, 12, 15, 16, 73–74
- Configurational prefixes, chemical names, 235, 241, 243, 245, 270–271
- Conflicts of interest
- author responsibility to reveal, 8, 12, 15
  - in editorial process, 12–13
  - in review process, 9, 15, 75
- Confusable words and phrases, 51–53, 111–112
- Conjunctions, *See* Coordinating conjunctions, Correlative conjunctions, Subordinating conjunctions
- Conjunctive adverbs, semicolon use, 119–120
- Conseil Européen pour la Recherche Nucléaire (CERN), 89
- Constants
- defining symbols in text, 211
  - Greek letter use, 214
  - italic type use, 212
  - mathematical abbreviations and symbols, 211, 217–218
  - as mathematical concept, 210
  - roman type use, 213
- Contents page, hazard footnotes on, 23
- Context of research, ethical considerations, 7–9
- Continuous-tone art, *See* Halftone art
- Contractions, avoiding, 55

- Contracts and copyright, 78, 82
- Controlled vocabularies, 97–98
- Conventions in chemistry  
atoms and molecules, 261–266  
bonds, 267  
chemical elements and formulas, 257–261  
chemical reactions, 272–274  
chirality, 270–271  
concentration, 271–272  
crystallography, 267–270, 284–286  
electronic configuration, 256–257  
periodic table, 261  
physical quantity symbols, 277–283  
radicals, 266  
reporting analytical data, 274–276  
subatomic particles and quanta, 256
- Coordinating conjunctions  
capitalization in titles and headings, 149  
comma use, 113, 114, 115  
definition, 47  
number of subject, 106  
parallelism, 46, 47, 48
- Coordination compounds  
capitalization examples, 237*t*  
square brackets use, 260
- Coordination numbers, 270
- Copolymer names, 243
- Copy editors (in general)  
proofreaders' marks, 36–39  
role, 33  
*See also* Editorial process, Editors
- Copyright  
basic rights, 79  
copyright notice, 79–80, 83  
duration of, 81, 82  
electronic media, 81, 82, 83  
excerpts, 80  
fair use, 80–81  
font software, 357*b*, 363  
materials not protected by, 78  
materials protected by, 77–78, 81–82  
misconceptions about, 81–82  
ownership, 78, 81–82, 83, 84*b*, 86  
permission request guidelines, 83–86, 366  
photographs, 81–82, 361, 366  
public domain status, 81, 83  
registration, 79–80  
reproduced artwork, 29, 83–86, 366  
transferring, 32, 33, 78, 82, 86  
U.S. government works, 81, 366  
U.S. law, 77–82  
works made for hire, 78, 82  
*See also* Permissions
- Copyright infringement, 80, 82, 357*b*
- Copyright laws, 77–82
- Copyright notice, 79–80, 83
- Copyright policy, ACS publications, 30, 79*b*, 82
- Copyright registration, 80
- Copyright Status Form, ACS, 86
- Copyright transfer, 32, 33, 78, 82, 86
- Core Draw (software), 351
- “Corporation”, when to abbreviate and when to spell out, 162
- Corrections  
to draft manuscripts, 36  
to proofs, 34, 36  
to published manuscripts, 35  
*See also* Errors entries
- Correlative conjunctions  
definition, 47  
parallelism, 46, 47
- Correlative constructions, for parallelism, 46, 47
- Correspondence (journal presentation type), 18
- Corresponding author  
author home page, 62, 63  
contact information, 21  
role in editorial process, 33, 34
- Country names for place of publication, 294, 295, 303, 310
- Court cases on copyright, 80, 82
- Cover letters for manuscripts, 32, 76
- Credit lines  
figure captions, 366, 367*b*  
for previously published material, 84*b*, 85*b*, 86, 366, 367*b*
- Critical review of manuscripts, *See* Peer review
- Criticism, in scientific writing, 7–8, 14, 16, 74
- Cropping of photographs, 352, 360, 362
- cross infix in copolymer names, 243
- CrossRef application, 317
- Crystallographic information files (CIF)  
basic principles, 284–285  
and datument vocabularies, 97–98  
editors for, 286  
electronic submission of manuscripts, 63  
journal submission requirements, 285–286  
as supporting information, 25  
validation reports, 63, 286  
WWW resources, 284, 286
- Crystallography  
CIF format, 25, 63, 97–98, 270, 284–286  
crystallographic point groups, 269  
lattice types, 269  
planes and directions in crystals, 267–268  
space groups, 269–270  
symmetry operations and structural point groups, 269
- CRYSTMET database, 284
- CSS (cascading style sheets), 90
- Cultivar names, capitalization, 145–146
- Curly brackets, combinatorial chemistry representation, 246, 251–252

- Curves, plotting in figures, 358–359
- Cyan–magenta–yellow–black (CMYK) color mode, 350, 352, 362
- “cyclo” prefix, style for, 236
- D in chemical names, 236, 245, 270–271
- dA•dT and dG•dC pairings, 244
- Dangling modifiers, 45, 109–113
- Dashed lines
  - for figures, 345*f*, 358
  - for structures, 378
- Dashes, *See* Em dash, En dash
- Data (in general)
  - CIF format requirements, 284–286
  - CIF terminology, 284–285
  - embedding in Excel files, 353*b*
  - ethical considerations in presentation, 5
  - reporting analytical data, 274–276
  - as source of original figure or table, 84*b*, 366
  - as supporting information, 25
  - and types of artwork, 344, 369
  - See also* Databases, Datuments
- “Data” as singular or plural noun, 106
- Data entry numbers, reference format, 314, 320, 324
- Data sets, reference format, 314–315
- Databases
  - CAS Chemical Registry System, 253–254
  - crystal structure data sources, 284
  - data set citation, 314
  - datuments as alternative, 89
  - disclosure of research results via, 16
  - reference collation and management, 326
  - reference format, 293*t*, 318, 320, 324
  - XML display example, 94, 96
- Date of access for Internet reference citations, 315, 317–321, 324
- Dates
  - comma use, 118
  - month abbreviations, 160–161
  - numeral and word usage, 160, 205
  - See also* Year of publication
- Datuments
  - authoring and editing tools, 98–99
  - cost-saving potential, 99
  - documents compared with, 87–89, 96
  - identifier use, 94
  - markup language display, 94–96
  - markup language examples, 90–94
  - markup languages and the WWW, 89–90
  - as scientific grid component, 99–100
  - subsets, 94
  - validation, 96–97
  - vocabularies, 97–98
- “D.C.”, CASSI spacing exception, 294
- Deadline concerns, *See* Timeliness as issue
- Decades, numerals and plural forms, 205
- Deceased authors, acknowledgment of, 14
- Decimals and decimal point use, 208, 372
- Declarative sentences
  - period use, 118
  - writing style, 41–42
- Definitions used by markup languages, 93, 97–98
- Degree of accuracy, numbers style, 208–209
- Degree of rotation, crystallographic point groups, 269
- Degree symbol
  - decimals use, 208
  - not used with kelvin, 227
  - spacing, 203, 224
- Degrees, academic, *See* Academic degrees
- “Delta ( $\Delta$ )”, spelling out, 155
- Demonstrations, citation guidelines, 307, 321
- Deoxyribonucleic acid, abbreviations, 244*t*
- Dependent clauses, *See* Subordinate clauses
- Derivations, mathematical, 23, 25
- Derivative works and copyright, 78
- Descriptors, *See* Chemical descriptors, Nuclide descriptors, Stereochemical descriptors
- Designation digits for superatoms, 246, 250–251
- Determinants
  - italic type for elements, 212
  - as mathematical concept, 211
  - roman type for determinants, 213
- Deuterium, representation, 264, 266
- Dictionaries
  - ACS desk references, 127, 135
  - as CIF component, 97–98, 284
  - as markup language component, 93, 97
- “Different from” in comparisons, 49
- Digital Object Identifier (DOI) system, 317, 319
- Digital photographs, 360, 361*f*
  - See also* Photographs
- Digits, *See* Numerals
- Dimensions of ACS publications, 354*t*
- Directions in crystals, 267–268
- “Discussion” section in scientific papers, 7, 23
- Disks for figure files, 364
- Display equations
  - in abstracts, 22
  - numbering of, 220
  - punctuation before and after, 221
  - style and usage guidelines, 211, 218
  - See also* Equations
- Displayed chemical reactions, *See* Chemical reactions
- Dissertations, cited as reference, 292*t*, 309–310, 321, 325
- Distiller (software), 351

- Ditto marks in tables, 372
- Division, slash or negative exponent use, 220, 224
- DNA, abbreviations, 244*t*
- Document root elements (markup language component), 91
- Document titles, U.S. government publications, 312
- DOI (Digital Object Identifier) system, 317, 319
- Dollar sign, spacing, 203
- Dot, centered, *See* Centered dot
- Dot, superscript, 266
- Dot-matrix printers
- avoiding for artwork, 353*b*, 360
  - TrueType font format, 357*b*
- Dot size and spacing in halftone art, 347
- Dots per inch (dpi), in figure preparation, 346
- Dotted lines in figures, 358
- Double-blind peer reviews, 71
- Double bonds in chemical formulas, 267
- Double negatives, avoiding, 45
- Double surnames, hyphenation, 139, 152–153
- Doubled letters, hyphenation rules, 136
- Draft manuscripts, processing of, 27–31
- See also* Editorial process, Electronic submission of manuscripts
- Drawing programs, 350–352, 363, 378–383
- Drawing settings for ACS publications, 381*b*
- Drawings, 347
- See also* Artwork, Figures, Illustrations, Structures
- DrawIt (software), 379–380, 380*b*
- Drug names
- capitalization, 145
  - in titles, 20
- Dublin Core Schema, 90
- “Due to”, 51, 111–112
- DVDs, cited as references, 293*t*, 322–323
- e (base of natural logarithm)
- “exp” vs e, 217
  - roman type use, 213
- “e” for negative electron, 256
- “e” or “E” in scientific notation, 210
- E prefix in chemical names, 236
- “Each”, subject–verb agreement, 107
- “Earth”, capitalization, 148
- “Ed.” vs “ed.”, 301, 302
- EdiKit (software), 60
- Editable fonts, description, 357*b*
- Editing services, 75
- Edition numbers for books, 301
- Editor names in references, 292*t*, 293*t*, 300–302, 320
- Editorial computer systems, *See* Electronic submission of manuscripts
- Editorial lists, *See* Lists, editorial
- Editorial Manager (software), 60, 62, 69*t*
- Editorial process
- accepted manuscripts, 33–35
  - CIF format and text editors, 286
  - datument potential, 98–99
  - draft manuscripts, 27–31
  - editing services, 75
  - electronic submissions process, 31, 32, 59–69
  - figure submissions, 343, 346–347, 363–365
  - final manuscripts, 32–33
  - proofreaders’ marks, 36–39
  - reference management programs, 326
  - review of manuscripts, 31
  - structure submissions, 381–382
  - table submissions, 374
- Editorial style, *See specific aspects, e.g.*, Capitalization
- Editors (in general)
- CIF validation reports, 286
  - ethical guidelines, 12–13
  - proofreaders’ marks, 36–39
  - role, 33
  - See also* Editorial process
- Educational use of copyrighted materials, 80
- “Effect” vs “affect” or “impact”, 52
- “e.g.”, 117, 160
- “Either”, subject–verb agreement, 107
- “Either ... or”, 47
- eJournal Press, editorial systems, 60, 69*t*
- EJPress (software), 60, 62, 69*t*
- Electric charges, indicating, 256
- Electricity and magnetism, symbols and SI units, 278–279
- Electrochemistry, symbols and SI units, 279
- Electron charges, indicating, 256
- Electron shells and subshells, chemical conventions, 256
- Electronic bulletin boards, 16
- Electronic file formats, *See* Computer file formats
- Electronic lists and newsgroups, 293*t*, 322
- Electronic mail (e-mail)
- manuscript submission via, 31, 59, 61–64
  - messages cited as references, 293*t*, 316, 322
  - permission requests via, 84*b*
  - word usage, 50
- Electronic mail (e-mail) addresses
- for author home pages, 62
  - for corresponding author, 21
  - format of, 157
  - line break guidelines, 157
  - word choice, 50
- Electronic media, *See* Internet, Web entries, World Wide Web sites

- Electronic reprints, 35
- Electronic source citation  
 CD-ROMs and DVDs, 293*t*, 322–323  
 computer programs, 314, 323–325  
 data sets, 314  
 e-mail messages, 293*t*, 316, 322  
 examples, 292*t*–293*t*  
 Internet sources, 292*t*–293*t*, 314, 316–322  
 lists and newsgroups, 293*t*, 322  
 online books, 293*t*, 314, 319–320  
 online periodicals, 292*t*, 297, 298, 317–319  
 Web sites, 293*t*, 314, 320–321
- Electronic submission of manuscripts  
 acceptance of manuscripts, 64  
 advantages of, 59  
 author home page, 62, 63, 64, 68  
 CIF format issues, 63, 284–286  
 editorial process overview, 30, 31, 32  
 format and procedural issues, 61–62  
 preparation of figures, 343, 346–347, 360, 363–365  
 preparation of materials, 60–61  
 preparation of structures, 382*b*  
 revision of manuscripts, 63–64  
 software and URLs for selected systems, 60, 65*t*–67*t*  
 submission process, 63  
 text and image formats for selected systems, 61, 68, 69*t*  
 tracking of manuscripts, 62, 63, 64
- Element symbols  
 capitalization, 145, 240–241, 257  
 concentrations, 271  
 crystallographic indices, 268  
 isotope specification, 263–266  
 in locants and descriptors, 233, 234, 238*t*, 240  
 nuclide descriptor specification, 261–263  
 oxidation number spacing, 262–263  
 roman type use, 159, 234, 241  
 spectroscopy data reporting, 276  
*See also* Symbols
- Elements, chemical, *See* Chemical elements
- Elements (markup language component), 91–94, 96–97
- Elements of determinants and matrices  
 italic type use, 212  
 as mathematical concept, 210
- Ellipses  
 in mathematical equations, 219  
 within quotations, 126  
 with series items, 127
- Elliptical clauses as sentence modifiers, 113
- Elsevier software, 379–380, 380*b*, 381
- Em dash  
 with *CASSI* abbreviations, 295  
 for clarity, 126
- Em dash—*continued*  
 with nonrestrictive clauses, 126  
 in tables, 372
- Embedding  
 artwork in text, 30, 364, 374  
 data in Excel files, 353*b*  
 font software in files, 357*b*, 363
- En dash  
 for bonds, 267  
 between components of mixture, 121, 126, 222, 261  
 in multiword concepts, 124–125  
 in phrases used as unit modifiers, 143  
 with range of three or more items, 117, 125, 209, 289  
 with reference citation numbers, 117, 209, 289  
 with surnames, 125, 139
- Encapsulated PostScript format, *See* EPS format
- enCIFer program, 286
- Enclosing marks  
 in mathematical copy, 212, 214–216, 217  
 in mathematical equations, 219–220  
 nesting order, 216  
 with ranges in scientific notation, 209  
 roman type use, 212  
 in set notation, 222  
 with syllabic portion of chemical names, 240  
 with units of measure in tables, 371  
*See also* Angle brackets, Braces, Parentheses, Square brackets
- Encyclopedias, citation guidelines, 293*t*, 305–306, 320
- End-of-line breaks, *See* Line breaks
- End-of-line hyphenation, chemical names, 233, 241, 247–249
- End-of-line punctuation, display equations, 221
- EndNote (software), 326–327
- Energy levels, indicating, 256
- English units system, background of, 228  
 “enn” in element names, 260  
 “Ensure” vs “assure” or “insure”, 52
- Enumerated lists, 123, 206–207
- Enzymes, 155
- Eponyms, capitalization, 144
- EPRESS (software), 60
- EPS format, 61, 351–352, 357*b*, 363  
 “eq” or “eqs”, 221  
 “Equals” vs equal sign, 211
- Equations  
 abbreviation use, 160, 211, 217  
 in abstracts, 22  
 citing in text, 221  
 concentrations in, 271

- Equations—*continued*  
 definition of variables following, 225  
 displayed, 22, 211, 218, 220, 221  
 “Experimental” section contents, 23  
 identifier use and placement, 220  
 letters for sequencing, 220  
 numbering, 206, 220, 272, 377  
 as part of sentence, 221  
 running into text, 220  
 spacing guidelines, 219  
*See also* Structures
- Equilibrium reactions, arrows for, 272
- Equipment  
 capitalization of names, 147  
 identification in text, 22, 23
- Errata, publication of, 8, 35
- Error analysis, 6
- Errors  
 corrections, 34–35, 36  
 in manuscript submission, 60  
 by printers, 34  
 in references, 24, 30, 31  
 in research  
 author obligations, 3–4, 6, 8  
 editor obligations, 13  
 peer-review purpose, 72  
 reader obligations, 9–10
- “Erythro”, italicization and capitalization, 145
- ESPERE (software), 60
- Esters, capitalization examples, 237*t*
- “et al.”, 117–118, 289, 291, 312
- Eta ( $\eta$ ) in chemical names, 235
- “etc.”, 160
- Ethers, capitalization examples, 237*t*
- Ethical guidelines  
 authors, 16  
 editors, 12–13  
 purpose of, 11–12  
 reviewers, 15–16  
 scientists publishing in popular literature, 16
- Ethics in scientific publication  
 attribution and context concerns, 7–8  
 author obligations, 3–8, 13–15, 16, 27  
 authorship determination, 6–7  
 editor obligations, 12–13  
 full disclosure of results, 5–6, 8  
 reader obligations, 9–10  
 reviewer obligations, 8–9, 15–16, 73, 74, 76  
 significance and timeliness concerns, 4–5  
 when to publish, 4–6
- European Inventory of Existing Commercial  
 Chemical Substances, 254
- Event names, capitalization, 148
- “Ever”, hyphenation in unit modifiers, 141
- “Every”, subject–verb agreement, 107–108
- Excel (software), 61, 352, 353*b*
- Excerpts, *See* Extracts (textual)
- Excited electronic states, 262
- Exclusive rights, copyright ownership, 78
- “exp” vs “e”, 217
- Experimental details  
 in scientific papers, 22–23, 25  
 in tables, 373
- Exponents  
 “exp” vs “e”, 217  
 negative, for division, 224  
 scientific notation, 210  
 after subscripts, 216
- Extensible markup language, *See* XML
- Extensible stylesheet language, 90
- Extracts (textual)  
 copyright basics, 80, 83–86  
 indentation and punctuation, 122  
*See also* Quotations
- Extraneous words and phrases  
 in article titles, 20  
 examples, 54–55
- “f” and “ff” in pagination, 297, 304
- Fabrication or falsification of data, 4, 10
- Faces, crystallographic notation, 267–269
- Fahrenheit, capitalization, 225
- Fair use, interpretation, 80–81
- Family names (personal), *See* Surnames
- Family names (taxonomic), capitalization,  
 145–146
- Fax, permission requests via, 84*b*
- Federal government publications, *See* U.S.  
 government publications
- Federal Register*, cited as reference, 313
- Fences, *See* Enclosing marks
- “Few”, subject–verb agreement, 108
- “Fewer” vs “less”, 51
- Fictitious names, not to be listed as authors, 14
- “Figure”, capitalization, 143, 345
- Figure captions, *See* Captions
- Figures  
 abbreviation use, 225, 365  
 abstract guidelines, 22  
 ACS copyright policy, 30  
 adapted, 84*b*, 366  
 citing, 143, 345–346  
 color use, 344, 345*b*, 346, 350, 353*b*  
 combos, 347, 349*f*, 352*t*, 363  
 credit lines, 366, 367*b*  
 data set references, 314  
 definition, 344  
 editorial process, 29–30, 363–365  
 electronic file formats, 350–352  
 electronic submission of manuscripts, 61  
 “Experimental” section contents, 23  
 grayscale line art, 347, 349*f*, 352, 363

Figures—*continued*

- halftone art, 347, 348*f*, 360–362, 363
- labeling for editorial processing, 364
- line art, 347, 348*f*, 349*f*, 352, 354–360, 363
- vs lists, 374
- numbering, 206, 345, 365
- permission requirements, 30, 83–86, 366
- photograph reproduction, 360–362, 363
- preparing, 343, 346–354, 360
- problems to avoid, 358*f*, 359*f*, 361*f*
- publication costs, 344
- publication medium, 346, 351–352
- references in, 289
- scanning tips, 353*b*, 354, 355*b*, 360, 362
- sizing, 352–354, 355
- submitting, 343, 346–347, 363–365
- as supporting information, 25
- symbol use, 353*b*, 356, 358*f*, 363, 365
- type sizes and fonts, 353*b*, 356*b*, 357*b*, 358*f*, 360, 363, 365
- types of artwork, 29, 347–349
- Web-enhanced objects, 25–26
- when to use, 344, 370
- See also* Artwork, Captions, Illustrations, Photographs, Structures

File formats, *See* Computer file formats

File names for figure files, 364

File transfer protocol sites

- cited as reference, 320
- electronic submission of manuscripts, 61–64

Filters, reference manager programs, 326–327

Final manuscripts, processing of, 32–33

- See also* Editorial process, Electronic submission of manuscripts

Financial aid, “Acknowledgments” section contents, 24

Firefox Web browser, markup language display, 94

First person

- as gender-neutral alternative, 58
- writing style, 43–44

Five-digit numbers, 207–208

5' to 3' direction for nucleotide sequences, 244

FIZ Karlsruhe, ICSD database, 284

Flow charts, 347

“fold” as suffix, 138, 205

Fontisworks (software), 60

Fonts

- copyrights, 357*b*, 363
- in figures, 356*b*, 357*b*, 358*f*, 363, 365
- in structures, 380
- for symbols, 365

Footnotes

- abbreviation use in, 160
- for charts and schemes, 377, 378

Footnotes—*continued*

- for contributor information, 14
- for corresponding author information, 21
- for hazard indication, 23
- for references, 24, 152
- in tables, 371, 372–373

“For” as coordinating conjunction, 47, 113

“For example”, 117, 160

Foreign-language journals, cited as reference, 299

Foreign (non-U.S.) patents, 208, 310–311

Foreign phrases as unit modifiers, 139

Foreign surnames, 139, 152–153

Formal names, foreign, 152–153

Formal tables

- definition, 370
- submitting, 374
- See also* Tables

Formats

- computer files, *See* Computer file formats
- scientific papers, *See* Standard format for scientific papers

Formulas, *See* Chemical formulas

Four-color format, 350

Four-digit numbers, 207

Fractions

- vs decimals, 208
- hyphenation, 139
- numeral and word usage, 205
- spacing when built-up, 219
- subject–verb agreement, 108
- in subscripts and superscripts, 217

Fragmentation of research reports, avoiding, 13–14

Fraud, ethical considerations, 74

Free radicals, 266

Free style format for computer program citation, 324–325

Freehand (software), 351–352, 363

Freeware drawing programs, 379–381

“From ... to”, 125, 209

FTP sites

- cited as reference, 320
- electronic submission of manuscripts, 61–64

Full disclosure of research results, 5–6, 8

Full papers, *See* Journal articles

Functions

- italic type use, 212
- as mathematical concept, 210
- spacing considerations, 214–215, 219

G for general labeling, 265

g infix in copolymer names, 243

Galleys, marking of, *See* Proofreaders' marks and sample markups

“Gamma ( $\gamma$ ) ray”, capitalization of “r”, 149



- “Gamma” vs  $\gamma$ , 155
- Gas state, indicating in reactions, 272
- Gender-neutral language, 57–58
- General chemistry, symbols and SI units, 279–280
- Generic names, 23, 157
- Generic structures, in combinatorial chemistry, 246, 250–251
- Genotypes, italic type use, 154
- Genus names
  - abbreviating vs spelling out, 160
  - capitalization, 145–146, 150
  - italic type use, 154
- Geographical locations
  - capitalization, 148
  - comma use, 118
  - postal abbreviations, 161–162
  - See also* Place of publication
- Geometric lines and points, roman type use, 213, 223
- Geometric planes, italic type use, 212, 223
- GIF format, 351–352, 357*b*, 361, 381
- Giorgi system, background of, 228
- Given names
  - byline format, 21
  - foreign name format, 152
  - hyphenation, 139
  - See also* Author names in references, Author names in text, Initials, Personal names
- Glutamic acid/glutamine mixtures, 245
- “Gold book” (IUPAC), 97
- Gossett, W., and Student *t* test, 223
- Government, U.S., *See* U.S. *entries*
- Government publications, cited as reference, 292*t*, 295, 311–314, 321
- graft* infix in copolymer names, 243
- Grammar overview, 41–50, 105–108
  - See also specific aspects*
- Grammatical rank, definition, 46
- Grant agencies’ manuscript submission systems, 60, 65, 67*t*
- Grant numbers, in “Acknowledgments” section, 24
- Graphic artwork, *See* Artwork, Illustrations
- Graphics Interchange Format, *See* GIF format
- Graphs
  - editorial process, 29
  - examples, 358*f*, 359*f*
  - types of artwork, 347
  - when to use, 344
  - working with, 363
- Grayscale line art
  - definition, 347
  - example, 349*f*
  - file formats, 352
  - working with, 347, 363
- “Greater than” vs “in excess of” or “over”, 51
- Greek letters
  - alphabet, 214
  - for bonding orbitals, 256
  - in Boughton system for isotopes, 266
  - for chemical and physical terms, 155
  - in locants and descriptors, 233, 235, 238*t*, 240
  - in mathematical copy, 214
  - for subatomic particles, 256
  - in titles and headings, 150
  - in unit modifiers, 142
  - See also specific letters*
- Greek multiplying prefixes, hyphenation, 136–137
- “Green book” (IUPAC), 255
- Grid marks in figures, 359
- “Group”
  - as collective noun, 106
  - lowercased for periodic table references, 261
- Group names, isotope position, 265
- Group numbers, periodic table references, 261
- Grouping of digits in long numbers, 207–208
- Grouping words, 50–51
- Gunda, Tamas, software reviews by, 380
- H* in chemical names, 235
- $\eta$  (eta) in chemical names, 235
- Halftone art
  - definition, 347
  - example, 348*f*
  - working with, 347, 360–362, 363
  - See also* Figures, Photographs
- Handbooks
  - description, 18
  - standard format, 19
- Hapticity,  $\eta$  to indicate, 235
- Hard copy
  - checking proofs, 34*b*, 36
  - figure printing, 353*b*, 360
  - figure submission, 364
  - manuscript submission, 31
  - proofreaders’ marks and sample, 36–39
  - reprint orders, 35
  - table submission, 374
- Hard returns, avoiding in tables, 374
- Hazards, identification of, 13, 21, 23
- “He”, gender-neutral alternatives, 57, 58
- Headings
  - capitalization, 148–151, 227, 237*t*–239*t*
  - parallelism, 48, 371
- Hebrew surnames, 152
- Helping verbs, in compound sentences, 108
- Helvetica typeface, 356*b*, 363
- Hermann–Mauguin symbols, 269
- HighWire Press, editorial systems, 60, 69*t*

- “His”, gender-neutral alternatives, 57, 58
- “Home Page” designation for citations, 320
- Host organization information for Web sites, 321
- HTML (hypertext markup language), 89–90, 98
- “http://”, *See* Uniform resource locator
- HTTP protocol, electronic submission of manuscripts, 61
- Hungarian surnames, 153
- Hydrogen, *H* in chemical names, 235
- Hydrogen bonds, representation, 244, 267
- Hydrogen ion concentration, negative logarithm of, 271–272
- Hydroxide ion concentration, negative logarithm of, 271–272
- Hydroxyl group, attachment of, 244
- Hyperlinks
  - reference errors as issue, 24, 30, 31
  - supporting information availability, 25
- Hypertext markup language, 89–90, 98
- Hyphenation
  - ACS desk reference use, 135
  - in amino acid sequences, 245
  - in CAS Registry Numbers, 254
  - with *CASSI* abbreviations, 295
  - chemical names at end of line, 233, 241, 247–249
  - color combinations, 125, 140
  - compound words, 138–139
  - e-mail addresses, 157
  - foreign phrases as unit modifiers, 139
  - with isotope names or symbols, 264–266
  - locants and descriptors, 234–236, 240, 241, 270–271
  - of position numbers, 246
  - prefixes, 135–137, 152, 240, 247–249
  - proper nouns and adjectives, 137, 138, 143, 152
  - spelling recommendations list, 129–133
  - suffixes, 137–138, 151, 152, 247–249
  - surnames, 139, 152–153
  - syllabic portion of chemical names, 233, 240, 241
  - two-word vs phrasal verbs, 139
  - unit modifiers, 138, 139–143
  - with unit of measure, 141–143
  - Web addresses, 156
- “I”, writing style, 43–44
- i* (imaginary number), 213
- “*Ibid.*” in reference lists, 298, 326
- “-ics” ending for nouns, 107
- ICSD database, 284
- “*Idem*” in reference lists, 298, 326
- “Identical to” and “identical with”, 49
- Identification numbers, CAS Registry Numbers, 91, 94, 253–254
- Identifiers in markup languages, 92, 94
- Idioms used in comparisons, 49–50
- “*i.e.*”, 117, 160
- “*II*” or “*III*” in personal names, 117, 291, 301, 309, 312
- “*III*”, hyphenation in unit modifiers, 141
- Illustrations
  - adapted, 84*b*, 366
  - combinatorial chemistry representation, 251
  - datum potential, 98
  - editorial process, 33, 363–365
  - electronic submission of manuscripts, 60, 61, 69*t*, 364
  - handling tips, 364–365
  - labeling for editorial processing, 362, 364
  - permission requirements, 83–86, 366
  - prescreened and rescreened, 362, 363
  - submitting, 363–365
  - types of, 29, 347–349*See also* Artwork, Figures, Photographs
- Illustrator (software), 351–352, 363
- Image file formats, *See* Computer file formats
- “*Impact*” vs “*affect*” or “*effect*”, 52
- “*In*”, with titles in reference citations, 300, 301
- “*In excess of*” vs “*greater than*” or “*more than*”, 51
- “*In press*” references, 315
- “*in.*”, unit of measure, 118, 223
- “*Inc.*” in publisher name, 303
- InChI (International Chemical Identifier), 91, 94, 101–102, 383
- “*Including*”, restrictive and nonrestrictive uses, 116
- Indefinite pronouns, subject–verb agreement, 107–108
- Independent clauses
  - definition, 42
  - semicolon use, 119–120
- Independent contractors and copyright, 78
- See also* Works made for hire and copyright
- “*Independently*”, 55
- Index, mathematical concept, 211
- Indexes of chemical substances and formulas, 253, 254
- Indexing
  - and abstract content, 21
  - and byline format, 21
  - and foreign surname format, 152
  - and title wording, 20
  - of U.S. government publications, 312
  - Web-based search engine use, 383
- Indices, crystallographic, 267–268
- Infinitive phrases as sentence modifiers, 113

- Infinitives  
 capitalization, 149  
 as sentence modifiers, 113  
 split, 43
- Informal tables  
 definition, 370  
 submitting, 374  
*See also* Tables
- Information components, description, 99
- Information for authors, *See* Author guidelines
- Information retrieval  
 abstract content as factor, 21  
 title wording as factor, 20  
*See also* Databases, Indexing, Literature searches
- Initials  
 byline format, 21  
 in e-mail addresses, 157  
 in foreign names, 152, 153  
 for genus name, 160  
 period use and spacing, 119  
 reference format, 153, 291, 301, 309, 312
- Ink cartridges for figure artwork, 353*b*, 360
- Inkjet printers  
 Excel figure specifications, 353*b*  
 TrueType font format, 357*b*
- Inorganic compounds, capitalization examples, 237*t*
- Inorganic crystal structures, data sources, 284
- Inorganic molecules, CIF format requirement, 284
- Institutional and organizational names  
 byline format, 21  
 capitalization, 147  
 reference format, 301, 307, 308, 312, 321  
*See also* Company names, Publisher names
- Instructions for authors, *See* Author guidelines
- Instrumental diagrams as supporting information, 25
- “Insure” vs “assure” or “ensure”, 52
- Integrity issues, *See* Ethics entries
- Intellectual property and DOI use, 317  
*See also* Copyright, Patents, Permissions
- inter* infix in copolymer names, 243
- Interchange of structure data, 381
- Intermediates, in combinatorial chemistry, 251
- Intermetallics, crystal structure data sources, 284
- International aspects of research and publishing, 59
- International Bureau of Weights and Measures, 255
- International Chemical Identifier, *See* InChI
- International CODEN Directory*, 340
- International Committee on Weights and Measures, 228
- International Organization for Standardization (ISO), 255, 276, 294
- International System of Units, *See* SI units  
*The International System of Units (SI)*, 255
- International Union of Biochemistry and Molecular Biology, 233
- International Union of Crystallography (IUCr), 63, 284, 286
- International Union of Pure and Applied Chemistry (IUPAC)  
 centered dot spacing style, 261  
 chemical conventions, 255  
 chemical terminology, 97  
 compound nomenclature, 233  
 and InChI, 101–102, 383  
 structure representation standards, 383  
 unnamed elements, 260
- Internet  
 citation of Internet sources, 292*t*–293*t*, 314, 316–322  
 terminology list, 163–168  
*See also* Electronic source citation, Web entries, World Wide Web sites
- Interviews, punctuation, 122
- Introductions in scientific papers, 7, 22
- Introductory words and phrases, 48, 114
- Investigator integrity issues, *See* Ethics entries
- Iodine symbol, avoiding confusion with numerals, 262
- Ion concentrations, negative logarithms of, 271–272
- Ionic charges, indicating, 262, 266
- IR spectroscopy, reporting analytical data, 275
- “Is” instead of equal sign, 211
- ISIS/Draw (software), 379–380, 380*b*, 382*b*
- ISO, *See* International Organization for Standardization
- “iso” prefix, style for, 236
- Isolation of products and intermediates, 251
- Isotopes  
 “a” or “an” before, 257, 264  
 labeling, 264–266  
 mass numbers, 261, 263  
 modified vs unmodified compounds, 264  
 substituted compounds, 264, 265
- Issue information in references, 296
- Italic type  
 in Boughton system for isotopes, 266  
 with *CASSI* abbreviations, 295  
 for chirality symbols and symmetry site terms, 270  
 combinatorial chemistry representation, 246  
 in copolymer names, 243  
 in crystallography, 269–270  
 for definitions, 154  
 for emphasis, 153

Italic type—*continued*

- for genotypes, 154
- group names indicating isotope position, 265
- in locants and descriptors, 233, 234–236
- m* for molal, 155
- in mathematical copy, 160, 212, 223
- for orbital axes, 256
- plurals of abbreviations ending in, 161
- in polycyclic aromatic compounds, 240
- reference citation guidelines, 30, 287
- references to books, 154, 301, 306
- references to computer programs, 323
- references to meetings and conferences, 308
- references to periodicals, 154, 294, 296, 298–299
- references to technical reports and bulletins, 314
- references to U.S. government publications, 312
- for restriction endonucleases, 155
- in subscripts or superscripts, 216, 373
- for taxonomic names, 154, 160
- for word's first occurrence, 154
- IUCr, *See* International Union of Crystallography
- “ium” in element names, 260
- IUPAC, *See* International Union of Pure and Applied Chemistry

Japanese surnames, 153

Jargon, avoiding, 20, 54

JMol (software), 379, 380*b*

Joint Photographic Experts Group format, 351, 352*t*, 357*b*

## Journal articles (in general)

- artwork sizing, 354, 370, 373
- CIF format, 285–286
- description, 18
- standard format, 19
- structure representation future, 383
- translations, 299
- word choice, 50
- See also* ACS journals and magazines, Manuscript *entries*, Scientific papers

## Journal as reference

- article titles, 291, 292*t*
- author names, 291, 297–299
- CASSI abbreviations, 291, 292–293, 328–339
- CASSI sample entry, 340–341
- commonly cited journals, 328–339
- examples, 292*t*–293*t*
- foreign-language journals, 299
- generic format, 291
- multiple parts, sections, and series, 295
- repeated information, 297–298
- same main title, 295

Journal as reference—*continued*

- special situations, 299
- volume information, 295, 296, 297–298
- See also* Periodical as reference, References
- Journal editors, *See* Editors
- Journal of Combinatorial Chemistry*, 246, 251
- Journal presentations
  - standard format, 19–20
  - types of, 18–19
  - See also* ACS journals and magazines, Manuscript *entries*, Scientific papers
- Journal titles
  - foreign-language journals, 299
  - italic type use, 154
  - series titles as, 306
- JPEG format, 351, 352*t*, 357*b*
- “Jr.” and “Sr.”, 117, 291, 301, 309, 312
- Judicial decisions on copyright, 80, 82

Kappa ( $\kappa$ ) in chemical names, 235

“Kappa” vs  $\kappa$ , 155

Kelvin, degree symbol not used with, 227

Ketones, capitalization examples, 237*t*

Keys to artwork symbols, 356, 365

## Keywords

- in article titles, 20
- for series publications in CASSI, 306
- Kinetics, symbols and SI units, 277–278

Kingdom names (taxonomic), capitalization, 145–146

*Kirk-Othmer Encyclopedia*, cited as reference, 305–306

Korean surnames, 153

L in chemical names, 236, 245, 270–271

## Labeling

- of axes on illustrations, 225, 359–360
- of computer disks, 364
- of illustrations for editorial processing, 362, 364
- isotopic, 264–266
- numeral use, 206, 289, 325, 345, 365
- of speculations, 7
- See also* Numbering

Laboratory reagents, *See* Reagents

Language issues, *See* Word usage

## Laser printers

- Excel figure specifications, 353*b*
- TrueType font format, 357*b*

Latin multiplying prefixes, hyphenation, 136–137

## Latin terms

- abbreviations, 158–159
- plural forms, 128
- roman type use, 154
- See also* Taxonomic terms

- Lattices, crystallography, 268, 269
- Laue indices, crystallography, 267
- Laws
- cited as reference, 313
  - copyright laws, 77–82
- Laymen, word choice for, 16
- Legends for artwork symbols, 356, 365
- Length of manuscript, limiting, 5, 25, 32
- “Less” vs “fewer”, 51
- Letters (journal presentation type), 18
- “Levels” with plurals of symbols, 211
- Libraries, combinatorial, 246, 250–252
- Licensing arrangements and copyright, 82
- Ligating atom,  $\kappa$  to designate, 235
- Ligation sites, 234
- “like”, hyphenation as suffix, 138
- Limits, mathematical spacing, 219
- Line art
- definition, 347
  - example, 348*f*
  - file formats, 352
  - working with, 347, 354–360, 363
- See also* Figures
- Line breaks
- e-mail addresses, 157
  - equations, 220
  - reaction schemes, 379
  - Web addresses, 156
- Line graphs
- color use, 345*b*
  - examples, 358*f*
  - types of artwork, 347
  - when to use, 344
  - working with, 363
- Line returns, avoiding hard returns in tables, 374
- Line styles
- for figures, 345*b*, 358
  - for structures, 378
- Line width
- for figures, 353*b*, 355, 358, 363
  - for structures, 378
- Linear vs angular formulas, 267, 376
- Lines (geometric) in mathematical copy, 213, 223
- Liquid state, indicating in reactions, 272
- Lists
- numbered, 123, 206–207
  - parallelism, 48
  - vs tables, 370, 374
- See also* References, Series items
- Lists, editorial
- abbreviations, acronyms, and symbols, 169–202
  - abbreviations not needing definition, 158–159, 217–218, 260
- Lists, editorial—*continued*
- CASSI journal abbreviations, 328–339
  - chemical name hyphenation, 247–249
  - computer and Internet terms, 163–168
  - geometric notation symbols, 223
  - Greek alphabet, 214
  - mathematical operators and symbols, 217–218
  - multiplying prefixes, 136–137, 240
  - non-SI units, 231*t*, 232*t*
  - physical quantities and symbols, 277–283
  - plurals, tricky, 128
  - polymer names, 242
  - postal abbreviations, 161–162
  - prefixes not to be hyphenated, 135–136
  - scientific prefixes, 135–136, 235
  - set notation symbols, 222
  - SI and SI-derived units, 229*t*–230*t*
  - spelling and capitalization recommendations, 129–133
  - statistical symbols, 223
  - surnames as modifiers, 152
  - surnames as units of measure, 152, 225
  - transport properties, 212
  - trigonometric and other functions, 213
  - unit modifiers, 140
  - words and phrases to avoid, 54–55
- Literary vs scientific writing, 28
- Literature reviews. *See* Review articles
- Literature searches
- author obligation for, 13
  - reference management programs, 326
- “Little”, hyphenation in unit modifiers, 141
- Local government publications, cited as references, 313–314
- Locants
- capitalization, 145, 238*t*–239*t*, 240
  - and chirality, 270
  - hyphenation, 234–236, 240, 241, 270–271
  - and isotopic labeling, 264–266
  - for saccharides, 243
  - style guidelines, 234–236
  - types of, 233
- Logarithms of ion concentrations, 271–272
- Loose-leaf services, 314
- “-ly” words, hyphenation, 141
- m* for molal, 155
- M* for molar, 155, 271
- Machine-understandable information and data. *See* Datuments, InChI
- Macintosh platform
- reference manager programs for, 327
  - templates for, 29
- Macromedia software, 351–352, 363
- Macromolecular CIF format, 284

- Macromolecular structure data sources, 284
- Magazines, *See* ACS journals and magazines, Periodical as reference
- Magnetism and electricity, symbols and SI units, 278–279
- “Man”, gender-neutral alternatives, 57–58
- Manufacturer names, parentheses use, 22, 124  
*See also* Company names
- Manuscript Central (software), 60, 62, 69*t*
- Manuscript confidentiality, 9, 12, 15, 16, 73–74
- Manuscript format standards, *See* Standard format for scientific papers
- Manuscript marking by proofreaders, 36–39
- Manuscript processing stages  
accepted manuscripts, 33–35  
draft manuscripts, 27–31  
final manuscripts, 32–33  
proofreaders’ marks, 36–39  
resubmission of manuscripts, 76  
review, 31, 71–76  
*See also* Editorial process, Electronic submission of manuscripts
- Manuscript review, *See* Peer review
- Manuscript submission, *See* Electronic submission of manuscripts, Manuscript processing stages
- Manuscript templates, *See* Templates
- “Many”, subject–verb agreement, 108
- Marking proofs, 34*b*, 36–39
- Markup languages, *See* Datuments, *specific languages*
- Mass numbers, 261, 263–264
- Mass spectrometry, symbols, 266
- Mass spectroscopy, reporting analytical data, 275
- Material Safety Data Sheets (MSDSs), 292*t*, 315
- Materials, identification in text, 22
- “Materials and Methods” sections, 22–23
- Mathematical arguments, *See* Arguments (mathematical)
- Mathematical concepts, definitions, 210–211
- Mathematical constants  
as concept, 210  
defining symbols in text, 211  
Greek letter use, 214  
italic type use, 212  
roman type use, 213  
standard abbreviations and symbols, 211, 217–218
- Mathematical derivations, 23, 25
- Mathematical derivatives, 219, 220
- Mathematical equations, *See* Equations
- Mathematical expressions in superscripts and subscripts, 217
- Mathematical expressions in text  
numeral and word usage, 205, 206  
punctuation, 124  
when to use, 220
- Mathematical operators  
as concept, 210  
link breaks after, 220  
roman type use, 212  
spacing considerations, 214–215, 217, 219, 222  
standard abbreviations and symbols, 217–218  
*See also* Mathematical symbols, Minus sign, Plus or minus sign ( $\pm$ ), Plus sign, Times sign ( $\times$ )
- Mathematical papers, sentence modifiers in, 112
- Mathematical symbols  
abbreviations differentiated from, 160, 211  
case sensitivity, 159  
defining in text, 211  
italic type use, 160, 212, 216  
not needing definition, 211, 217–218  
plural forms, 211  
spacing as adjectives, 215  
specialized notation, 222–223  
*See also* Abbreviations, Mathematical operators, Symbols, Units of measure, *specific symbols*
- Mathematical variables  
as concept, 210  
definitions after equations, 225  
definitions in text, 211  
Greek letter use, 214  
italic type use, 212  
roman type use, 213  
spacing between, 215, 219
- Mathematics usage and style  
abbreviations, 211, 217  
boldface type, 213  
enclosing marks, 214–216, 217  
equations, 218–222  
geometric notation, 223  
Greek letters, 214  
italic type, 160, 212, 223  
mathematical concept definitions, 210–211  
ratio and mixture notation, 222  
roman type, 212–213, 214, 223  
script and open-faced letters, 214  
set notation, 222  
spacing, 214–215  
statistics, 223  
subscripts and superscripts, 216–217  
symbols, 211, 217–218

- Matrices  
 boldface type for matrices, 213  
 italic type for elements, 212  
 as mathematical concept, 210, 211  
 roman type for transposes, 213
- MDL molfile format, 382
- MDL software, 380*b*
- “Me” vs “myself”, 51
- Measure, units of, *See* Units of measure
- Mechanics, symbols and SI units, 280
- Meeting and conference presentations  
 reference format, 56–57, 292*t*, 307–309,  
 321, 323  
 standard reporting format, 19  
 types of books, 17
- Meeting references, “Acknowledgments”  
 section contents, 24
- Melting points, reporting analytical data, 274
- Members, in combinatorial chemistry, 250–252
- Merriam-Webster’s Collegiate Dictionary*,  
 127, 135
- Metadata  
 datument as scientific grid component,  
 99–100  
 definition, 89–90
- Metal-organic crystal structures, data sources,  
 284
- Metals, crystal structure data sources, 284
- “Methods” as *CASSI* keyword, 306
- “Methods” sections, 22–23
- Metric system, background of, 228
- Metric units, technical documents usage, 223
- Microsoft font format, 357*b*
- Microsoft software  
 electronic submission of manuscripts, 61  
 figure preparation, 352, 353*b*, 363  
 structure preparation, 379  
 table preparation, 373
- Miller indices, crystallography, 267
- Millions, 204, 210
- Minus sign  
 and chirality, 271  
 for electric charge, 256  
 for ionic charge, 262, 266  
 for optical rotation, 270  
 as stereochemical descriptor, 236  
 structure preparation, 379
- Minutes symbol, spacing, 203, 224
- Mirror plane, crystallographic symbols, 269
- Misplaced modifiers, 44
- Mixtures  
 amino acid representation, 244  
 combinatorial chemistry representation,  
 246, 250–252  
 notation, 222  
 punctuation, 121, 126, 222, 261
- MKSA system, background of, 228
- mmCIF format, 284
- Model numbers  
 capitalization, 147  
 numerals used as names, 206  
 parentheses use, 22
- Modeling programs as supporting information,  
 25
- Modification, isotopic, 264
- Modifiers  
 dangling, 45, 109–112  
 misplaced, 44  
 prepositional phrase, 49  
 sentence, 44–45, 112–113  
 surnames as, 151  
*See also* Adjectives, Unit modifiers
- Mol Draw (software), 380*b*
- Molecules  
 CIF format requirement, 284  
 datument potential, 88, 99  
 electronic configuration, 257  
 InChI identifiers, 91, 94, 101–102  
 isotopic substitution, 264  
 markup languages and the WWW, 91,  
 92–94, 95*f*, 96  
 modeling coordinates as supporting information,  
 25  
 nuclide descriptors, 261–263  
 symbols and SI units, 277
- molfile format, 382
- Monetary values, U.S., 208
- Monographs  
 description, 18  
 editorial process, 33  
 standard format, 19
- Monosaccharides, abbreviations, 243*t*
- Month abbreviations, 160–161
- “Moon”, capitalization, 148
- “More than” vs “in excess of” or “over”, 51
- “Most”, subject–verb agreement, 108
- Movies  
 still shot permissions, 83  
 Web-enhanced objects, 25, 26
- MSDSs (Material Safety Data Sheets), 292*t*, 315
- “Mu” ( $\mu$ ), spelling out, 155
- Multidimensional physical quantities, boldface  
 type use, 213
- Multiple authors  
 author home page, 62  
 book categories, 17, 18  
 byline format, 21  
 editorial process, 33  
 ethical issues, 6–7, 14  
 reference citation format, 289  
 reference collation, 325  
 references to books, 300–301

- Multiple authors—*continued*  
 references to periodicals, 291  
 U.S. government publications, 312  
*See also* Authorship
- Multiple prefixes, hyphenation, 136
- Multiplication  
 asterisk use, 211  
 with compound units of measure, 224  
 spacing guidelines, 215, 219, 224
- Multiplication sign ( $\times$ ), 215
- Multiplying prefixes  
 hyphenation, 136–137, 240  
 numbers style, 207  
 SI system, 229*t*  
 spacing considerations, 226
- Multisyllabic words, hyphenation of suffixes,  
 138
- Multiword concepts, en dash use, 124–125
- Mutation, designation of, 246
- “My”, writing style, 44
- myICAAP (software), 60
- “Myself” vs “me”, 51
- N- vs *N-*, when to italicize, 235
- n** before volume number in CASSI, 295
- N for normal, roman type use, 155, 271
- “Namely”, comma use, 117
- Names of persons, *See* Author names in refer-  
 ences, Author names in text, Personal names
- Namespaces (CML component), 92
- Naming of chemical compounds, *See* Chemi-  
 cal names, Chemical nomenclature
- National Academy of Sciences, 4
- National Institute of Standards and Technol-  
 ogy, 228, 255
- National Institutes of Health, 10
- National Science Foundation, 10
- Negative electrons, indicating, 256
- Negative exponents for division, 224
- Negative logarithms of ion concentrations,  
 271–272
- Negative numbers, “to” or “through” with,  
 125, 209
- “Neither”, subject–verb agreement, 107
- “Neither ... nor”, 47
- “neo” prefix, style for, 236
- Nesting order for enclosing marks, 216
- Net plane, crystallographic symbols, 268–269
- Newsgroups, electronic, 293*t*, 322
- Newspapers  
 nonscientific periodicals, 292*t*, 299  
 special typefaces, 154
- “nil” in element names, 260
- NMR spectroscopy  
 reporting analytical data, 274–275  
 symbols and SI units, 281
- “No one”, subject–verb agreement, 107
- “No.” in references, 295, 304
- “no.” in unit of measure, 118
- “Non”, hyphenation as prefix, 137
- Non-English terms, plural forms, 128
- Non-native English speakers as writers, 28, 75
- Non-SI units, lists, 231*t*, 232*t*
- “None”, subject–verb agreement, 108
- Nonexclusive rights arrangements, 82
- Nonhyphenated prefixes, 135–136
- Nonrestrictive phrases or clauses  
 comma use, 44, 109, 116  
 em dash use, 126  
 grammar overview, 109
- Nonscientific periodicals, citing, 292*t*, 299
- Nontechnical style for numbers, 203, 204, 205
- “Nor” as coordinating conjunction, 47, 113, 149
- “Not ... but”, 47
- “Not only ... but also”, 47
- Notation  
 ChemSet notation, 246, 251–252  
 mathematical, 222–223  
 scientific, 207, 209–210  
*See also* Abbreviations, Symbols
- “Note” line in table footnotes, 373
- Notes (journal presentation type), 18
- Nouns  
 “-ics” ending, 107  
 collective, 106–107  
 hyphenation and proper nouns, 137, 138  
 phrasal verbs as, 139  
 possessives, 127  
 predicate, 108  
 proper, 137, 138, 143, 152  
 as unit modifier element, 139–140, 143
- Nuclear chemistry, atomic number use, 262
- Nuclear reactions, reaction scheme, 273
- Nucleic Acid Database, 284
- Nucleic acids, abbreviations, 244*t*
- Nucleosides, abbreviations, 244*t*
- Nucleotides, sequence presentation, 244
- Nuclide descriptors, atoms and molecules,  
 261–263
- Nuclides, isotopic, 264
- Number  
 of atoms, 263  
 of the subject, 44, 105–108
- “Number” as collective noun, 106
- Number–unit of measure combination as  
 singular, 51
- Numbered lists, 123, 206–207
- Numbering  
 of charts, 206, 377  
 of chemical species in text, 206  
 of equations and reactions, 206, 220, 272,  
 377



Numbering—*continued*

- of figures, 206, 345, 365
- in nucleotide sequences, 244
- of references, 206, 289, 325
- of schemes, 206, 346, 378
- of structures, 206, 246, 346, 375–377
- of tables, 206, 369

## Numbers

- agency report numbers, 312
  - atomic numbers, 258*t*–259*t*, 260, 262
  - at beginning of sentence, 204
  - CAS Registry Numbers, 91, 94, 253–254
  - charge numbers for ions, 262
  - chemical concentrations, 271–272
  - comparison words, 51
  - coordination numbers, 270
  - crystallographic point groups, 269
  - data entry numbers, 314, 320, 324
  - en dash use, 125, 209
  - of five or more digits, 207–208
  - of four or more digits, 207
  - fractions, 108, 139, 205, 208, 217, 219
  - government publication numbers, 312
  - group numbers, 261
  - hyphenation as unit modifiers, 141–143
  - large numbers, 204, 207–208, 210
  - mass numbers, 261, 263–264
  - model numbers, 22, 147, 206
  - negative, “to” or “through” with, 125, 209
  - nontechnical style, 203, 204, 205
  - numeral and word usage, 203–207
  - ordinal numbers, 203–204, 205, 308
  - oxidation numbers, 262–263
  - parallelism in sentence, 204
  - patent numbers, 208, 310
  - position numbers, 246
  - position of atoms, 263
  - quantum numbers, 257
  - retaining parts of in ranges, 209–210
  - single, in unit modifiers, 142, 143
  - of species in reactions, 272
  - species numbers, 272
  - spelling out vs numerals, 160, 203–205
  - of standards, 276
  - style overview, 207–210
  - unit of measure spacing with, 203, 223–224, 271–272
- See also* Fractions, Numerals, Reference citation numbers

Numbers of atoms, subscript use, 263

## Numerals

- with “a.m.” and “p.m.”, 205
- arabic vs roman, 206, 369, 375–378
- for artwork labeling, 206, 345, 365
- in Boughton system for isotopes, 265–266
- in bridged and spiro alicyclic compounds, 236

Numerals—*continued*

- chemical species identification, 206
  - crystallographic point groups, 269
  - in dates, 160, 205
  - decimal point guidelines, 208, 372
  - designation digits for superatoms, 246, 250–251
  - ellipses use, 127
  - en dash use, 125
  - for equation labeling, 289
  - expressions used in mathematical sense, 205
  - hyphenation of prefixes and suffixes, 137, 138
  - in locants and descriptors, 233, 234, 236, 238*t*, 240
  - mathematical use and italic type, 212
  - as names, 206
  - numeral and word usage, 203–207
  - for oxidation numbers, 262–263
  - in ranges, 125, 204, 209–210, 296
  - in ratios, 205
  - for reference labeling, 206, 289, 325
  - in series, 123, 127, 204, 206–207, 209
  - for species numbers, 272
  - spelling out vs numerals, 160, 203–205
- See also* Numbers, Reference citation numbers

Numerical roots in element names, 260

“N.Y.”, *CASSI* spacing exception, 294

o- vs O-, when to capitalize and italicize, 145

O- vs O-, when to italicize, 235

O for products separate, 246, 251, 252

Office of Research Integrity, U.S. Department of Health and Human Services, 4

## Official titles

- in bylines, 21
- capitalization, 147–148

Oligonucleotides, data sources, 284

Oligosaccharides, representation of, 244

“On the basis of” vs “based on”, 52, 111

Online books, 293*t*, 314, 319–320

*See also* Web-based publications

“Online” designation for citations, 318–319

Online information, *See* Electronic source citation, Internet, Web *entries*, World Wide Web sites

Online periodicals, 292*t*–293*t*, 297, 298, 317–319

*See also* Web-based publications

Online submission of manuscripts, *See* Electronic submission of manuscripts

“Only”, placement effects on meaning, 45

## Ontologies

- datum as scientific grid component, 99
- definition, 98

- Open-faced letters, 214
- Open Journal Systems, 60
- OpenType fonts, 357*b*
- Operators, *See* Mathematical operators
- Optical rotation in chemical names, 270
- “Or”
- vs “and/or”, 56
  - as coordinating conjunction, 47, 113, 149
  - number of subject, 106
  - slash misused for, 56
- Oral presentations
- citation guidelines, 307, 321
  - converted to scientific papers, 57
- Orbitals, chemical conventions, 256–257
- Order names (taxonomic), capitalization, 146
- Ordinal numbers, 203–204, 205, 308
- See also* Numbers
- Organic compounds, capitalization examples, 237*t*
- Organic crystal structures, data sources, 284
- Organic groups, common abbreviations for, 260
- Organic Syntheses*, cited as reference, 305
- Organizational names, *See* Institutional and organizational names
- Orientation of artwork on page, 353*b*, 364, 370
- Original research, reports of, *See* Scientific papers
- “Our”, writing style, 44
- “Over” vs “greater than” or “more than”, 51
- Overbar for crystallographic point groups, 269
- Overview chapters in proceedings volumes, 17
- Oxidation numbers, chemical conventions, 262–263
- “p” and “pp” in pagination, 304
- Page lengths for ACS publications, 354*t*
- Page number citations
- books, 304
  - data sets, 314
  - DOI use, 317
  - numbers style, 208
  - periodicals, 296–297
  - U.S. government publications, 312
- Page proofs, marking of, *See* Proofreaders’ marks and sample markups
- Paper copy, *See* Hard copy
- “Paper” in references, 304
- Paper number, references to meetings and conferences, 308
- Paper stock for figure artwork, 353*b*
- Paragon Plus System, 30, 364, 374, 382*b*
- Paragon System
- electronic submission of manuscripts, 60, 62, 69*t*
  - submission of artwork, 30, 364, 374, 382*b*
- Paragraphs, numbered, 207
- Parallel constructions
- numeral and word usage, 204
  - in tables, 48, 371
  - writing style, 46–48, 50
- Parallel synthesis, description, 252
- Parameter settings for ACS publications, 381*b*
- Paraphrasing, ethical considerations, 7
- Parent elements (markup language component), 91
- Parentheses
- with abbreviations, 158, 160, 225
  - in axis labels on figures, 359
  - with chemical prefixes, 236
  - with chemical reactions, 272, 377
  - comma use, 115
  - with compound units of measure, 224
  - with credit lines, 367*b*
  - with crystallographic indices, 267–268
  - with enumerations, 123, 206–207
  - with generic names, 23
  - for isotopic substitution, 264
  - with manufacturer names, 22, 124
  - in mathematical copy, 124, 212, 214–216, 219
  - in mathematical equations, 219–220
  - nesting order, 216
  - for oligosaccharides, 244
  - with optical rotation indicators, 270
  - with oxidation numbers, 262–263
  - in polymer or complex chemical names, 146, 151
  - with ranges in scientific notation, 209
  - reference citation guidelines, 30, 124, 209, 287, 289–290
  - references to books, 305
  - references to periodicals, 296
  - with standard deviations or standard errors, 208–209
  - with syllabic portion of chemical names, 240
- Parenthetical expressions
- abbreviation use, 160
  - capitalization in titles and headings, 151
  - comma use, 117
  - hyphenation as unit modifiers, 143
  - parentheses use, 123
- Parenthetical sentences, 123
- Part number in book references, 304, 306
- Participles as unit modifier element, 140, 142, 143
- Particles in foreign names, 152–153
- Parts of a book, capitalization, 144
- Passive voice
- avoiding, 42, 54
  - and dangling modifiers, 109, 110–111
  - as gender-neutral alternative, 58

- Passwords for author home pages, 62, 68
- Past participles as unit modifier element, 142
- Past tense, 42–43
- Patent numbers
  - citation guidelines, 310
  - style guidelines, 208
- Patents
  - cited as reference, 292*t*, 310–311
  - and publication timing, 5
- PDF documents
  - electronic submission of manuscripts, 60–61, 68
  - figure preparation, 351, 353*b*, 357*b*, 363
  - font tips, 357*b*
- Peer review
  - author requests regarding, 13, 15–16, 72, 75
  - author responsibilities, 75–76
  - CIF validation reports, 63, 286
  - double-blind reviews, 71
  - editorial process, 29, 31, 32
  - electronic submission of manuscripts, 31, 59, 60, 63, 68
  - encouragement to new investigators, 76
  - ethical considerations, 5, 8–9
  - ethical guidelines, 15–16, 73, 74, 76
  - of journal presentations, 19
  - online article regarding, 71
  - PDF file suitability, 60–61
  - process of, 72–73
  - purpose of, 71–72
  - review forms, 73
  - reviewer ratings, 73
  - reviewer responsibilities, 73–74
  - topic suggestions, 74*b*
- Peer X-Press (software), 60, 62, 69*t*
- People as photographic subjects, 82, 361
- “Per” in spelled-out units of measure, 225, 226
- per* infix in copolymer names, 243
- Percent sign, spacing, 203, 224, 271
- Period
  - with abbreviations or acronyms, 118, 119, 223, 294
  - in bridged and spiro alicyclic compounds, 236
  - with CASSI abbreviations, 294
  - as decimal point, 208
  - in declarative sentences, 118
  - in e-mail addresses, 157
  - with ellipses, 126
  - with “et al.”, 289
  - with parenthetical sentences, 123
  - with quotation marks, ACS policy, 122
  - reference citation guidelines, 289–290
  - references to books, 301–306
  - references to periodicals, 291, 294, 297–299
  - references to theses, 309
- Period—*continued*
  - references to U.S. government publications, 312–313
  - with units of measure, 118, 223
  - in Web addresses, 156
- “Periodic table”, capitalization, 261
- Periodical as reference
  - abstracts, 298–299
  - article titles, 291, 292*t*
  - author names, 291, 297–299
  - CASSI abbreviations, 291, 292–293, 328–339
  - CASSI sample entry, 340–341
  - examples, 292*t*–293*t*
  - Federal Register* citations, 313
  - generic format, 291
  - nonscientific magazines and newspapers, 292*t*, 299
  - online periodicals, 292*t*–293*t*, 317–319
  - organization or committee as author, 307
  - pagination information, 296–297
  - place of publication, 294, 295
  - repeated information, 297
  - special situations, 299
  - volume information, 295, 296, 297–298
  - year of publication, 296, 297–298
  - See also* References
- Periodical titles, italic type for, 154
- Periodicals, ACS, *See* ACS journals and magazines
- Permission request form, ACS, 84*b*
- Permission request guidelines, ACS, 83–86, 366
- Permission request guidelines, non-ACS copyrighted material, 83–86
- Permissions
  - from ACS Copyright Office, 84*b*
  - ACS copyright ownership benefits, 86
  - from ACS Publications Division, 79*b*, 83, 84*b*
  - credit line preferences, 85*b*, 86, 367*b*
  - for e-mail and personal communications, 7, 14, 316
  - for electronic media, 81, 82, 83
  - fair use guidelines, 80–81
  - paperwork submission by author, 32, 33
  - for photographs of people, 82, 361
  - for previously published material, 30, 80, 83–86, 366
  - for unpublished material, 7, 12–13, 16
  - U.S. government works and public domain, 81
  - written request necessity, 83–86, 84*b*, 366
- Person, agreement in, 44
- Personal communications
  - author obligation to obtain permission, 7, 14
  - e-mail citation format, 293*t*, 316, 322
  - general citation format, 292*t*, 316
  - See also* Electronic mail (e-mail)

- Personal criticism, in scientific writing, 7–8, 14, 16, 74
- Personal names  
 byline format, 21  
 comma use, 117–118  
 in e-mail addresses, 157  
 en dash use, 125  
 foreign name format, 139, 152–153  
 hyphenation, 139, 152–153  
 period use, 119  
 possessives, 127  
 professional titles with, 21, 147–148, 152  
 as taxonomic name element, 146  
*See also* Author names in references, Author names in text, Surnames
- Personal opinions, avoiding in writing, 44
- pH, style for, 155, 271–272
- Phenotypes, roman type use, 154
- Phosphate group, attachment of, 244
- Photocopying copyrighted material  
 fair use and restrictions, 80
- Photographs  
 color prints, 362  
 combos, 347, 349*f*, 352*t*, 363  
 copyright, 81–82, 361, 366  
 example, 361*f*  
 figure preparation, 360–362, 363  
 file formats, 350–352, 363  
 handling and labeling, 362, 364–365  
 of people, 82, 361  
 permissions, 82, 83, 361, 366  
 prescreened, 362  
 scanning tips, 355*b*, 362  
 types of artwork, 347  
 when to use, 344  
*See also* Artwork, Illustrations
- Photon frequency, indicating, 272
- Photoshop (software), 350–352, 355*b*
- Phrasal adjectives, 149
- Phrasal verbs, 139, 149
- Phrases, definition, 42
- Phrases to avoid, 54–55
- Phylum names, capitalization, 145–146
- Physical quantities  
 boldface type use, 213  
 italic type use, 216  
 as mathematical concept, 210  
 non-SI units, 231*t*  
 SI-derived units, 229*t*, 230*t*  
 SI units, 228, 229*t*  
 symbols, 277–283
- Physical terms, Greek letter use, 155
- pi ( $\pi$ )  
 as mathematical constant, 213  
 for positive proton, 256
- Picas as space measure, 353*b*, 354*t*, 356*b*
- Pie charts  
 color use, 345*b*  
 types of artwork, 347  
 when to use, 344  
 working with, 363
- Piece fractions, when to use, 205  
*See also* Fractions
- Pixels per inch as measure, *See* Resolution of figure files
- Place of publication  
 books, 303  
 data sets, 314  
 meetings and conferences, 308  
 periodicals, 294, 295  
 theses, 310  
 U.S. government publications, 312
- Plagiarism, ethical considerations, 7, 10, 74
- Planck's constant, indicating, 272
- Planes in crystals, 267–269
- Planes (geometric) in mathematical copy, 212, 223
- Planets, capitalization, 148
- Plural forms  
 of abbreviations, 161  
 of decades, 205  
 “eq” or “eqs”, 221  
 as gender-neutral alternative, 58  
 of mathematical symbols, 211  
 of numerals used as names, 206  
 possessives of, 127  
 taxonomic names, 146, 154  
 of trademarks, 157  
 tricky plurals, 128  
 of units of measure, 224, 225
- Plus or minus sign ( $\pm$ )  
 with standard error or standard deviation, 208–209  
 as stereochemical descriptor, 236
- Plus sign  
 vs “and”, 55, 211  
 with D and L forms, 271  
 for electric charge, 256  
 for ionic charge, 262, 266  
 for optical rotation, 270  
 as stereochemical descriptor, 236  
 structure preparation, 379  
 “Plus” vs “and”, 55  
 “p.m.”, 205
- pOH, definition, 271  
*See also* pH
- Point groups, crystallographic, 269
- Points as type size measure  
 in figures, 353*b*, 355, 356*b*, 358, 363  
 in structures, 378  
 in tables, 373

- Points (geometric) in mathematical copy, 213, 223
- “poly” prefix, capitalization, 146, 150
- Polyatomic molecules, 257
- Polycyclic aromatic compounds, 240
- Polymer beads, representation of, 251
- Polymer chemistry, symbols and SI units, 281
- Polymer names
  - capitalization, 146, 150, 237*t*, 242–243
  - copolymers, 243
  - nucleic acids, 244
  - roman type use, 242
- Pools, in combinatorial libraries, 251–252
- Popular literature, ethical guidelines for publication, 16
- Portable Document Files, *See* PDF documents
- Position designations for stereochemical descriptors, 270
- Position numbers after amino acid abbreviations, 246
- Positional prefixes, 145, 235, 238*t*–239*t*, 240
- Positions
  - of atoms, 263
  - isotopic substitution and labeling, 264, 265
  - of nuclides, 264
  - of substituents, 246, 250
  - on sugar residues, 243
- Positive protons, indicating, 256
- Possessives, tricky, 127
- Postal abbreviations, 161–162, 303, 310
- Postdoctoral students and peer review, 9, 75
- Poster presentations, citation guidelines, 307, 321
- PostScript files, 351–352, 353*b*
- PostScript font format, 357*b*
- Powder diffraction analysis, CIF format requirement, 284
- PowerPoint (software), 61, 352, 353*b*
- Powers of 10, 210
- ppi as measure, *See* Resolution of figure files
- Predicate adjectives, 143
- Predicate nouns, 108
- Predicates, compound, 115
- Prefixes
  - to chemical names, 145, 235–236, 240–241, 245, 247–249, 270
  - to chemical terms, 137
  - to drug names, 145
  - hyphenation, 135–137, 152, 240, 247–249
  - multiplying prefixes, 136–137, 207, 226, 229*t*, 240
  - to numerals, 137
  - to proper nouns and adjectives, 137, 152
- Prepositional phrases, with split idioms, 49
- Prepositions, capitalization in titles and headings, 149, 150
- Preprint servers, citing articles retrieved from, 293*t*, 317, 319
- Preprints
  - citation format, 308
- Prescreened illustrations, 362
- Present participles as unit modifier element, 142
- Present tense, 43
- Presentations, *See* Journal presentations, Meeting and conference presentations, Oral presentations
- “Press” in publisher name, 303
- Press releases, disclosure of research results, 16
- Primed numbering, 244
- Primes, spacing considerations, 219
- Printed copy, *See* Hard copy
- Printer’s errors, 34
- Private communications, *See* Personal communications
- Proceedings volumes
  - description, 17
  - reference format, 292*t*, 307–308, 321, 323
  - standard reporting format, 19
- ProCite (software), 326–327
- Production editing, role, 33
  - See also* Editorial process, Editors
- Products, in combinatorial chemistry, 246, 251–252
- Professional titles
  - in bylines, 21
  - capitalization, 147–148
  - foreign surnames, 152
- Programs, computer, *See* Software programs
- “Progress” as CASSI keyword, 306
- Pronouns
  - antecedents of, 45–46, 58
  - reflexive, 51, 113
- Pronunciation, “a” vs “an”, 53, 257, 264
- Proofreaders’ marks and sample markups, 36–39
- Proofs
  - checking, 33–35, 36
  - marking, 34*b*, 36–39
- Proper adjectives, hyphenation, 137, 143, 152
- Proper names
  - adjectives formed from, 144
  - hyphenation in unit modifiers, 142, 143
  - hyphenation of prefixes and suffixes, 152
  - possessives, 127
  - spelling recommendations, 127
  - See also* Author names in references, Author names in text, Company names, Personal names
- Proper nouns, hyphenation, 137, 138, 143, 152
- Proportionality in artwork, 355, 356, 358*f*
  - See also* Sizing of artwork

- Protein Data Bank, 284
- Proteins, representations of, 154
- Proton charges, indicating, 256
- Province abbreviations, 161–162
- Public domain status, determining, 81, 83
- Public pronouncement of research results, 16
- Publication information in references, *See*  
Place of publication, Publisher names in  
references, Year of publication
- Publication number, U.S. government publica-  
tions, 312
- Publication phase of editorial process, 34–35
- Publication volume information in references,  
295, 296, 297–298, 303–304, 306
- Publicon (software), 99
- “Publish or perish” mentality, 5
- PublishASAP (software), 60
- Publisher names in references  
acronym or abbreviation use, 302, 307  
books, 302–303  
data sets, 314  
meetings and conferences, 308  
organization or committee as author, 301,  
307, 308, 312, 321  
U.S. government publications, 312
- Publishers’ guidelines, *See* Author guidelines
- Publishers’ manuscript submission systems,  
60, 65*t*–66*t*, 68, 69*t*
- Publishers’ templates, *See* Templates
- Publishing agency information, U.S. govern-  
ment publications, 312
- Punctuation  
in chemical names, 241  
with display equations, 221  
e-mail and Web addresses, 156–157  
with quotation marks, ACS policy,  
121–122  
roman type in mathematical copy, 212  
unit modifiers with same ending base, 141  
*See also* Colon, Comma, Em dash, En dash,  
Period, Semicolon, Slash
- Pure and Applied Chemistry*, 255
- Qualifiers of personal names, 117, 291, 301,  
309, 312
- Quality vs quantity of research, 5
- Quanta, chemical conventions, 256
- Quantitative analysis, reporting data, 276
- Quantities, Units and Symbols in Physical  
Chemistry*, 255
- Quantities and Units*, 255
- Quantum numbers, chemical conventions, 257
- Quotation marks  
ACS policy on, 121–122  
square brackets within, 124  
use guidelines, 122
- Quotations  
added material, 124  
colon use, 144  
comma use, 118  
ellipses use, 126  
ethical considerations, 7  
interviews, 122  
quotation marks use, 121–122, 124  
spelling recommendations, 127  
*See also* Extracts (textual)
- R and R\* prefixes in chemical names, 236, 270
- R for sets of substituents or residues, 246,  
250–251
- “rad” vs “rd” and “radian”, 225
- Radiation, symbols and SI units, 282
- Radical sign in running text, 217
- Radicals, free and charged species, 266
- ran* infix in copolymer names, 243
- Ranges  
en dash use, 117, 125, 209, 289  
numeral and word usage, 204, 209–210  
pagination information in references, 296,  
304  
units of measure as final item, 226
- Rank, grammatical, 46
- Rapid Review (software), 60, 62, 69*t*
- RasMol (helper application), 25
- Ratios  
isotopic, 265  
notation, 222  
numeral use, 205  
punctuation, 121, 222  
spacing considerations, 215, 219  
“rd” vs “rad” and “radian”, 225
- RDF (Resource Description Framework),  
99–100
- RDF Site Summary (RSS), 100
- Reaction names preceded by element symbols,  
145, 234, 240–241
- Reactions, *See* Chemical reactions, Nuclear  
reactions, Schemes
- Readers, ethical obligations of, 9–10
- Reading column in tables, 371, 372*t*
- Reagents  
in combinatorial chemistry, 246, 250–252  
identification in text, 22, 23
- Recasting sentences  
for active voice, 42, 54  
to avoid beginning with number, 204  
for gender-neutral language, 57–58  
words and phrases to avoid, 54  
“Recently”, 57
- Red–green–blue (RGB) color mode, 350, 352,  
362
- Refereeing of scientific papers, *See* Peer review

- Reference books used by ACS staff, 127, 135
- Reference citation numbers  
 formatting, 30, 287  
 punctuation, 117, 124, 209, 289  
*See also* Reference numbering
- Reference citations in text  
 abstract guidelines, 22  
 ACS styles, 287–290  
 citation manager programs, 326–327  
 editorial process, 30–31  
 multiple references by same author, 290  
 parentheses use, 124  
 permission requests, 85*b*, 366  
 placement in sentence, 290  
 reporting analytical data, 276  
 spacing of page numbers, 208
- Reference Manager (software), 326–327
- Reference manager programs, 326–327
- Reference numbering  
 arabic numeral use, 206  
 citation guidelines, 289  
 collating references, 325  
*See also* Reference citation numbers
- References  
 “a” and “b” references, 290, 297–298, 325  
 abstracts, 298–299, 308, 321  
 article titles, 291, 292*t*  
 author names in, *See* Author names in references  
 author responsibility, 24, 30, 31, 290  
 books, 290, 292*t*–293*t*, 300–306, 319–320, 323–324  
 CASSI abbreviations, 291, 292–293, 313, 328–339  
 CASSI format for abstracts and proceedings, 308  
 CASSI format for computer programs, 324  
 CASSI sample entry, 340–341  
 chapter titles, 301, 306, 312  
 collating, 290, 325–326  
 committees as authors, 301, 307  
 as copyright ownership indicator, 81  
 data sets, 314–315  
 editor names, 292*t*, 293*t*, 300–302, 320  
 editorial process, 30–31  
 electronic sources, 292*t*–293*t*, 297, 298, 316–325  
 errors in, 24, 30, 31  
 ethical obligations of authors, 7, 13, 14  
 ethical obligations of reviewers, 15  
 examples, 292*t*–293*t*  
 foreign surname format, 152  
 government publications, 292*t*, 295, 311–314, 321  
 in illustrations, 289, 373  
 management programs for, 326–327
- References—*continued*  
 Material Safety Data Sheets, 292*t*, 315  
 material without publication information, 308–309  
 meeting and conference proceedings, 56–57, 292*t*, 307–309, 321, 323  
 minimum data, 290, 306, 309, 310  
 miscellaneous information, 305  
 nonscientific periodicals, 292*t*, 299  
 organizations as authors, 301, 307, 308, 312, 321  
 pagination information, 208, 296–297, 304  
 patents, 292*t*, 310–311  
 periodicals, 290–299, 292*t*–293*t*, 317–319  
 place of publication, 295, 303  
 placement in manuscript, 24  
 publisher names in, *See* Publisher names in references  
 repeated information, 290, 297–298  
 series publications, 292*t*, 304, 305–306  
 special situations, 299, 305–306  
 technical reports and bulletins, 292*t*, 314, 324  
 theses, 292*t*, 309–310, 321, 324  
 unpublished materials, 308–309, 315–316, 321  
 volume information, 295, 296, 297–298, 303–304, 306  
 year of publication, 296, 297–298, 303  
*See also* Book as reference, Journal as reference, Periodical as reference  
 “References therein”, use in citations, 297
- Reflexive pronouns, 51, 113
- RefWorks (software), 326–327
- Regions of the country, capitalization, 148
- Registered trademark symbol, *See* Trademark symbol
- Registry Numbers, CAS, 253–254
- Regulatory agencies, commercial chemical inventories of, 254
- Rejection of manuscripts  
 author guidelines, 75  
 ethical considerations, 12  
 reasons for, 72, 73, 75–76  
 “Relative to”, 50
- Religious titles in bylines, 21
- Repetitive research reports, 5
- Report numbers, U.S. government publications, 312
- Reports, technical, 292*t*, 314, 324
- Reports of original research, *See* Scientific papers
- Reprinting, permissions for, *See* Permissions
- Reprints, for authors, 35
- Reproducibility of results  
 ethical considerations, 5–6, 8, 13  
 mathematical detail in papers, 23

- Reproduction  
 artwork, 29, 83–86, 366  
 photographs, 360–362, 363  
*See also* Permissions
- Rescreening of illustrations, 363
- Research articles, *See* Journal articles
- Research errors, *See* Errors
- Research ethics issues, *See* Ethics *entries*
- Research grant agencies' manuscript submission systems, 60, 65, 67*t*
- Research reports, *See* Scientific papers
- Residues  
 in combinatorial chemistry, 246, 250–251  
 of saccharides, 243, 244
- Resolution of figure files  
 Excel tips, 353*b*  
 and file formats, 351–352  
 graphics from Web sites, 364  
 photographs and halftone figures, 360–362  
 and publication medium, 346  
 scanning tips, 355*b*  
 structure graphics, 378, 379, 382*b*  
 and type of artwork, 347
- Resonance structures, arrows for, 272
- Resource Description Framework (RDF), 99–100
- “Respectively”, 50, 55
- Restriction endonucleases, 155
- Restrictive phrases or clauses  
 comma use, 44, 116–117  
 grammar overview, 109  
 writing style, 44
- Results integrity issues, *See* Ethics *entries*
- “Results” section in scientific papers, 7, 23
- Review articles  
 description, 19  
 standard format, 20, 21
- Reviewers of manuscripts  
 anonymity of, 8, 71–72  
 author requests regarding, 13, 72, 75  
 editorial process, 29, 31, 32  
 electronic submission of manuscripts, 60, 63, 68  
 ethical considerations, 5, 8–9  
 ethical guidelines, 15–16, 73, 74, 76  
 peer-review process, 72–73  
 responsibilities of, 73–74  
 selection of, 15, 72–73, 75  
*See also* Peer review
- Revising your manuscript, 31, 32*b*, 63–64, 75–76
- RGB color mode, 350, 352, 362
- Ribonucleic acid, abbreviations, 244*t*
- Rich Site Summary (RSS), 100
- Ring size, structure preparation, 378
- RNA, abbreviations, 244*t*
- Roman numerals  
 vs arabic, 206, 369, 375–378  
 chemical structure identification, 376–377  
 for oxidation numbers, 262
- Roman type  
 in abbreviations and symbols, 154–155, 159–160, 212–213, 216, 241, 271–272  
 for chemical compounds, 259  
 for chemical element symbols, 159, 234, 241  
 combinatorial chemistry representation, 246  
 for electronic configuration, 256  
 in figures, 356*b*  
 in locants and descriptors, 234  
 in mathematical copy, 212–213, 214, 223  
 for phenotypes, 154  
 for polymer names, 242  
 references to books, 301–304, 306  
 references to meetings and conferences, 308–309  
 references to periodicals, 291, 297–299  
 references to theses, 309  
 references to U.S. government publications, 312  
 for restriction endonucleases, 155  
 in subscripts or superscripts, 216  
 superatom representation, 246  
 for syllabic portion of chemical names, 233, 240  
 for trigonometric and other functions, 219, 220  
*See also* Boldface type, Italic type
- Rotation  
 crystallographic point groups, 269  
 optical, 270  
 specific, 274
- RSS (RDF Site Summary or Rich Site Summary), 100
- Rules, straddle, 371, 372*t*
- S- vs S-, when to italicize, 235
- S and S\* prefixes in chemical names, 236, 270
- s orbitals for polymer bead representation, 251
- Saccharides, abbreviations, 243*t*–244
- Safety information, *See* Chemical safety information
- Scalar, mathematical concept, 210
- Scalar variables, single-letter, 215
- Scaling of artwork, *See* Proportionality in artwork, Sizing of artwork
- Scanning programs, 350–352, 355*b*
- Scanning tips for figures, 353*b*, 354, 355*b*, 360, 362
- Scatter plots, 347
- Scheduling concerns, *See* Timeliness as issue



- Schemas  
 in CML, 95, 96  
 in XML, 90–91, 96, 98, 99  
 “Scheme”, capitalization, 143
- Schemes  
 in abstracts, 22  
 citing, 143  
 CML example, 93s  
 in combinatorial chemistry, 246, 251–252, 252*f*  
 definition, 376  
 editorial process, 29  
 footnotes, 378  
 numbering, 206, 346, 378  
 preparing, 379  
 titles, 148, 378  
 types of artwork, 347  
 when to use, 376, 377*f*  
 XML example, 91s  
*See also* Chemical reactions
- Schoenflies symbols, crystallography, 269
- ScholarOne, editorial systems, 60, 69*t*
- Scientific and technical information exchange (STIX) fonts, 357*b*
- Scientific method, relation to format of scientific paper, 19
- Scientific notation, 207, 209–210
- Scientific papers (in general)  
 book categories, 17–18  
 figure use, 343, 344  
 journal presentations, 18–19  
 standard format, 19–26, 28  
 structure use, 375  
 table use, 369  
 word choice, 50
- Scientific publication, ethics in, *See* Ethical guidelines, Ethics in scientific publication
- Scientific publishers, *See* Publisher entries
- Scientific search services, 72
- Scientific vs other writing styles, 16, 28, 50
- SciFinder (search service), 72, 254
- SciFinder Scholar (search service), 72
- Screening (printing process), 347, 362, 363
- Script letters, 214
- Search engines, Web-based, 99, 383
- Search services, 72, 254
- Seasons, capitalization, 148
- Second person as gender-neutral alternative, 58
- Seconds symbol, spacing, 203, 224
- “Section”, capitalization, 144
- Semantic web concept, 89, 96  
*See also* Datuments
- Semantics, in markup languages, 93–94, 96–99
- Semicolon  
 between independent clauses, 119–120  
 reference citation guidelines, 289
- Semicolon—*continued*  
 references to books, 301–305  
 references to meetings and conferences, 308–309  
 references to patents, 310  
 references to periodicals, 291, 297–299  
 references to U.S. government publications, 312–313  
 with series items, 119
- Semiotics, definition, 98
- Sentence modifiers, 44–45, 109–113
- Sentence structure  
 comparisons, 48–50  
 parallelism, 46–48, 50  
 sentence modifiers, 44–45, 109–113  
 split infinitives, 43  
 subject–verb agreement, 43–44, 105–108  
 verb omissions, 108  
 verb tenses, 42–43  
 voice, 42  
 word order, 45–46
- “Separately”, 55
- Sequences, nucleotide, 244
- Sequential numbering, *See* Numbering
- Serial comma, 114, 115, 119
- Serial data sets, 314–315
- Serial unit modifiers with same base, 141
- “Series”  
 as CASSI keyword, 306  
 as collective noun, 306
- Series items  
 comma use, 114, 115, 119  
 ellipses use, 127  
 en dash use, 209  
 enumerations, 123, 206–207  
 numeral and word usage, 123, 127, 204, 206–207, 209  
 parallelism, 48  
 semicolon use, 119  
 units of measure as final item, 226
- Series publications, reference format, 292*t*, 304, 305–306
- Series titles, 20, 305–306
- Service mark symbol, 157
- Set notation, 222
- “Several”, subject–verb agreement, 108
- Sexist language, avoiding, 57–58
- SGML (Standard Generalized Markup Language), 90
- Shades of gray, types of artwork, 347
- Shading in artwork, 345*b*, 347, 359*f*, 363
- Shareware, public domain status, 81
- SI-derived units, 229*t*, 230*t*
- SI units  
 atomic and molecular, 277  
 base units, 228, 229*t*

- SI units—*continued*  
 capitalization, 228  
 chemical kinetics, 277–278  
 electricity and magnetism, 278–279  
 electrochemistry, 279  
 general chemistry, 279–280  
 mechanics, 280  
 multiplying prefixes, 229*t*  
 NMR spectroscopy, 281  
 polymer chemistry, 281  
 radiation, 282  
 space and time, 282  
 supplementary units, 228, 229*t*  
 system background, 228  
 technical documents usage, 223  
 thermodynamics, 283  
 transport properties, 283
- Significance of results as publication issue, 4–5  
 “Similar to” in comparisons, 49  
 Simple past tense, 43  
 Simple sentences, definition, 42  
 Simultaneous manuscript submissions, 5, 14, 16  
 “Since”, usage guidelines, 46  
 Single-crystal analysis, CIF format requirement, 284  
 Single letters or numbers in unit modifiers, 142, 143  
 Sizing of artwork, 352–354, 355, 370, 373  
 Sketches, 347  
   *See also* Artwork, Figures, Illustrations
- Slang, avoiding, 54
- Slash  
 between components of mixture, 121, 126, 222, 261  
 with compound units of measure, 224, 226  
 for division, 220, 224  
 misuse for “and” or “or”, 56  
 in ratios, 121, 222  
 spacing considerations, 215, 217, 219–220  
 and spelled-out units of measure, 225, 226  
 and units of measure in tables, 371  
 in Web addresses, 156
- Small capital letters in chemical names, 233, 236, 238*t*, 245, 270–271
- Small-molecule crystal structures, data sources, 284
- SMILES identifiers, 94  
 “So” as coordinating conjunction, 47, 113, 149
- Software processing of data, *See* Databases, Datuments
- Software programs  
 capitalization, 156  
 and CIF format, 285–286  
 citation management, 326–327  
 cited as references, 314, 323–325  
 combinatorial chemistry representation, 251
- Software programs—*continued*  
 data set citation format, 314  
 datument potential, 98–99  
 editorial process, 29, 30  
 electronic submission of manuscripts, 60, 65*t*–67*t*  
 figure preparation, 343, 346, 350–352, 354, 355*b*, 363  
 font copyrights, 357*b*  
 structure preparation, 375, 378–383  
 table preparation, 373–374  
 Web-enhanced object viewing, 25  
   *See also specific software*
- Solid state, indicating in reactions, 272
- Solid supports, in combinatorial chemistry, 251
- Solidus, *See* Slash
- Soluble supports, in combinatorial chemistry, 251
- “Some”, subject–verb agreement, 108
- Sound files, Web-enhanced objects, 25
- Source file formats, *See* Computer file formats
- “Source” line in table footnotes, 373
- “sp.”, capitalization, 146
- Space and time, symbols and SI units, 282
- Space groups, crystallographic, 269–270
- Spacing  
 in *CASSI* abbreviations, 294  
 with centered dots, 215, 219, 261  
 in chemical reactions, 272, 379  
 in citations of standards, 276  
 with compound units of measure, 224  
 between curves in figures, 358  
 between display fractions, 219  
 between element and spectral line, 276  
 with ellipses, 219  
 with “exp”, 217  
 around geometric notation, 223  
 of indices and element names or symbols, 268  
 mathematical copy guidelines, 210–223  
 around mathematical functions and operators, 214–215, 217, 219, 222  
 around mathematical variables, 215  
 in multiplication, 215, 219, 224  
 in numbers with five or more digits, 207–208  
 in numbers with four digits, 207  
 between numerals and units, 203, 223–224, 271–272  
 of oxidation numbers, 262–263  
 with percent sign, 203, 224, 271  
 of periods after initials, 119  
 of position numbers, 246  
 with ratio colons, 215, 219  
 reference citation guidelines, 117, 209, 289

- Spacing—*continued*
- references to books, 304
  - references to periodicals, 296–297
  - with slashes, 215, 217, 219–220
  - in standard deviation or standard error, 208–209
- Spanish surnames, 153
- Spans, *See* Ranges
- Special characters, *See* Greek letters, Symbols
- Special event names, capitalization, 148
- Special materials used in research, distribution of, 8
- Special Publication 330, National Institute of Standards*, 255
- Special sections, standard format, 24–25
- Special typefaces, *See* Boldface type, Italic type
- Species names
- abbreviating vs spelling out, 160
  - capitalization, 146, 150
  - italic type use, 154
- Species numbers, 272
- Specific rotation, reporting analytical data, 274
- Spectra, Web-enhanced objects, 25
- Spectral characterization data as supporting information, 25
- Spectral information, datument potential, 99
- Spectroscopy
- data types and representation, 274–276
  - symbols and SI units, 281
- Speculations, labeling in papers, 7
- Speeches, converted to scientific papers, 57
- Spelling
- ACS desk reference use, 127
  - company names, 127
  - computer and Internet terms, 163–168
  - in direct quotations and titles, 127
  - plurals, 128
  - possessives, 127
  - recommended spelling list, 129–133
- Spelling out
- abbreviations, 158, 160
  - “equation” in text, 221
  - fractions, 139
  - numbers vs numerals, 160, 203–205
  - taxonomic names, 160
  - terms in titles, 20
  - units of measure, 160, 225–226
- Spin multiplicity, chemical conventions, 257
- Spiro alicyclic compounds, nomenclature, 236
- “spiro” prefix, style for, 236
- Split idioms, 49
- Split infinitives, 43
- Sponsors, “Acknowledgments” section contents, 24
- “sp.”, capitalization, 146
- Square brackets
- in bridged and spiro alicyclic compound names, 236
  - with concentrations, 124, 271
  - with coordination entities, 260
  - with crystallographic indices, 268
  - isotopic labeling, 264–265
  - in mathematical copy, 124, 212, 214–216
  - in mathematical equations, 219–220
  - nesting order, 216
  - for oligosaccharides, 244
  - in polycyclic aromatic compounds, 240
  - in polymer or complex chemical names, 151
  - with quotation marks, 124
  - references to online sources, 315, 318
  - with syllabic portion of chemical names, 240
- Square roots, radicals vs superscripts, 217
- “Sr.” and “Jr.”, 117, 291, 301, 309, 312
- Stacking (aligning) subscripts and superscripts, 269
- Staggering subscripts and superscripts
- conventions in chemistry, 269
  - for ionic charge, 262
  - mathematical copy preferences, 216
- Standard deviation or standard error, numbers style, 208–209
- Standard format for scientific papers
- abstract, 21–22
  - acknowledgments, 24
  - byline and affiliation, 21
  - conclusions, 23
  - discussion, 23
  - editorial process, 28, 29
  - experimental details or theoretical basis, 22–23
  - introduction, 22
  - references, 24
  - results, 23
  - special sections, 24–25
  - summary, 24
  - supporting information, 23, 25
  - title, 20
  - Web-enhanced objects, 25–26
- Standard Generalized Markup Language (SGML), 90
- Standards
- for chemical symbols and nomenclature, 255
  - citing in reports, 276
  - for structure representation, 383
- stat* infix in copolymer names, 243
- State abbreviations
- with *CASSI* abbreviations, 294
  - U.S. Postal Service, 161–162, 303, 310
- State and city names for place of publication, 294, 295, 303, 310

- State government publications, cited as references, 313–314
- Statistical notation, 223
- Stereochemical descriptors  
in chemical names, 235, 236, 239*t*, 240  
and chirality, 270  
*See also* Chemical descriptors, Locants
- Stereochemical prefixes, 235
- Stereoisomer descriptors, 145
- “Still”, hyphenation in unit modifiers, 141
- STIX fonts, 357*b*
- STM publishing, definition, 27, 90
- STN International, 254
- Straddle rules, 371, 372*t*
- Structural descriptors, 236, 238*t*–239*t*
- Structural point groups, crystallography, 269
- Structural prefixes, chemical names, 235–236
- Structure data for crystals, *See* Crystallographic information files (CIF)
- Structure numbers in ChemSet notation, 246, 251–252
- Structures  
in abstracts, 22  
CAS Chemical Registry Numbers, 253–254  
citing, 376–378  
in combinatorial chemistry, 246, 250–252  
description, 375  
editorial process, 29  
font selection, 380  
freeware for drawing, 379–381  
future of representation, 382–383  
grouped in charts, 376, 379  
as illustrations, 273  
InChI identifiers, 101–102, 383  
numbering, 206, 246, 346, 375–377  
organic group abbreviations, 260  
preparing, 378–381  
submitting, 381–382  
in tables, 374, 378  
types of artwork, 347  
unique label possibility, 383  
Web-enhanced objects, 25  
when to use, 375–376, 377*f*  
*See also* Artwork, Illustrations
- Stub in tables, 371, 372*t*
- Student *t* test, 223
- Subatomic particles, chemical conventions, 256
- Subheadings  
capitalization, 148  
parallelism, 48
- Subject–verb agreement, 43–44, 105–108
- Submission of manuscripts, *See* Electronic submission of manuscripts, Manuscript processing stages
- Submitted materials in reference lists, 315–316
- Submitting agents, 62
- Subordinate clauses  
comma use, 114  
definition, 42  
as sentence modifiers, 113
- Subordinating conjunctions  
comma use, 116  
in comparisons, 48  
in titles and headings, 150  
writing style, 46
- Subscripts  
for atomic numbers, 262  
in Boughton system for isotopes, 265–266  
with chemical reactions, 273  
for electronic configuration, 257  
fractions in, 217  
“index” definition, 211  
for ionic charge, 262  
italic vs roman type, 216  
in mathematical copy, 160, 215–217  
mathematical expressions in, 217  
in mathematical symbols, 211  
for number of atoms, 263  
for orbital axes, 256  
plurals of abbreviations ending in, 161  
spacing around operators, 215, 219  
staggering and stacking with superscripts, 216, 262, 269  
in superatom designations, 246, 251  
in titles, 20
- Subspecies names  
capitalization, 146  
italic type use, 154
- Substituents, in combinatorial chemistry, 246, 250
- Substitution, isotopic, 264–266
- Subtitles, capitalization, 148
- “Such as”, restrictive and nonrestrictive uses, 116
- Suffixes  
hyphenation, 137–138, 150, 152, 247–249  
to proper nouns and adjectives, 152  
subject–verb agreement, 107
- Sugars  
nucleic acid abbreviations, 244*t*  
saccharide abbreviations, 243*t*, 244
- Summaries, scientific paper format, 24  
*See also* Abstracts
- “Sun”, capitalization, 148
- Superatoms, designation, 246, 250–251
- Superlatives, hyphenation in unit modifiers, 141
- Superscripts  
with chemical reactions, 274  
for corresponding author information, 21  
for electric charge indicators, 256

Superscripts—*continued*

- for electronic configuration, 256–257
- fractions in, 217
- “index” definition, 211
- for ionic charge, 262, 266
- italic vs roman type, 216, 373
- for mass number, 261, 263
- in mathematical copy, 160, 215–217
- mathematical expressions in, 217
- in mathematical symbols, 211
- misuse in isotopic labeling, 265
- for oxidation numbers, 262–263
- plurals of abbreviations ending in, 161
- vs radical signs, 217
- reference citation guidelines, 30, 117, 209, 287
- references to periodicals, 298
- spacing around operators, 215, 219
- staggering and stacking with subscripts, 216, 262, 269
- in table footnotes, 373
- in titles, 20

## Supplements, reference format, 296

## Supporting information

- datument potential, 98–99
- datument validation, 96
- electronic submission of manuscripts, 63, 69*t*, 382*b*
- ethical considerations, 5
- for lengthy derivations, 23
- manuscript revisions, 32*b*
- standard format, 23, 25

## Supports, in combinatorial chemistry, 251

## Surnames

- byline format, 21
- capitalization, 151–152, 153, 225
- foreign, 139, 152–153
- hyphenation, 139, 152–153
- as modifiers, 151
- reference collation, 290, 325–326
- reference format, 153, 291, 301, 309, 312
- as units of measure, 151–152, 225
- See also* Author names in references, Author names in text, Personal names

## Syllabic portion of chemical names, 233, 240, 241

## Symbols

- atomic and molecular symbols, 277
- capitalization guidelines, 145
- case sensitivity, 159
- chemical kinetics symbols, 277–278
- in chemical reactions, 272
- commonly used in chemistry, 169–202
- crystallography symbols, 269
- electricity and magnetism symbols, 278–279
- electrochemistry symbols, 279

Symbols—*continued*

- en dash use, 125, 209
  - in figures, 353*b*, 356, 358*f*, 363, 365
  - font availability, 365
  - general chemistry symbols, 279–280
  - for isotopes, 264–266
  - isotopic labeling, 264–266
  - mathematical notation, 222–223
  - mechanics symbols, 280
  - NMR spectroscopy symbols, 281
  - for non-SI units, 231*t*
  - nonmathematical symbols, 212
  - for physical quantities, 277–283
  - polymer chemistry symbols, 281
  - for positions of atoms, 263
  - radiation symbols, 282
  - reporting analytical data, 274
  - Schoenflies, 269
  - for SI-derived units, 229*t*, 230*t*
  - for SI units, 229*t*
  - sizing of, 353*b*, 356
  - space and time symbols, 282
  - spacing guidelines, 203
  - in tables, 370, 371, 373, 374
  - thermodynamics symbols, 283
  - in titles, 20
  - for trademarks, 23, 157
  - transport properties symbols, 283
  - See also* Abbreviations, Acronyms, Chemical symbols, Element symbols, Mathematical symbols, *specific symbols*
- Symmetry operations, crystallography, 269
- Symmetry site terms and chirality, 270
- Symposia, *See* Meeting and conference presentations
- “Syn”, italicization and capitalization, 145
- Synonymous terms, word choice considerations, 50
- Syntax and CIF format, 286
- Synthesis, combinatorial, *See* Combinatorial chemistry
- Systematic chemical names, 22
- Système International d’Unités, *See* SI units
- t* test, 223
- Tab key, avoiding in table preparation, 373
- “Table”, capitalization, 143, 369
- Table feature of software, 373–374
- Tables
- abbreviation use, 160, 225, 370, 371, 372, 373
  - abstract guidelines, 22
  - adapted, 84*b*, 366
  - citing, 143, 369–370
  - column entry guidelines, 207, 371–374
  - column heading guidelines, 225, 371, 372*t*

Tables—*continued*

- column width guidelines, 370
- editorial process, 29–30, 33
- “Experimental” section contents, 23
- footnotes, 371, 372–373
- formal vs informal, 370, 374
- vs lists, 370, 374
- numbering, 206, 369
- parallelism, 48, 371
- parts of, 371, 372*t*
- permission requirements, 83–86, 366
- preparing, 370–374
- references in, 289, 373
- repeated entries, 372
- row heading guidelines, 371
- section heading guidelines, 48
- section widths, 371
- sizing, 370, 373
- standard deviations or standard errors, 209
- structures in, 374, 378
- submitting, 374
- as supporting information, 25
- symbol use, 370, 371, 373, 374
- titles, 148, 371, 372*t*
- typesetting cost, 370
- unit of measure guidelines, 207, 225, 371, 373
- when to use, 344*b*, 369, 370
- word-processing software use, 373–374
- See also* Artwork
- Tagged Image File Format, *See* TIFF format
- Tags, markup
  - described, 89
  - HTML limitations, 90
  - “tag soup” problem, 93
  - See also* Datuments
- “Taking” as sentence modifier, 112
- Tangible medium of expression, definition, 77
- Tarred files, 62
- Taxonomic terms
  - abbreviating vs spelling out, 160
  - capitalization, 145–146, 150
  - italic type use, 155, 160
- Technical editing
  - datument potential, 98–99
  - editing services, 75
  - reference accuracy, 30
  - role, 33
  - See also* Editorial process, Editors
- Technical reports and bulletins, reference
  - format, 292*t*, 314, 324
- Television commercials, still shot permissions, 83
- Telnet sites, cited as reference, 320
- Temperature, units of, *See* Units of temperature
- Temperature scale names, capitalization, 225

## Templates

- editorial process, 29
- electronic submission of manuscripts, 60
- reference management programs, 326–327
- standard format, 20
- structure preparation, 380–381
- Temple Peer Review Manager (software), 60
- Tenses, 42–43
- Tensors
  - boldface type for tensors, 213
  - definition, 210
  - italic type for components, 212
- Territory abbreviations, 161–162
- TeX (software), 61
- Text editors and CIF format, 286
- Text file formats, *See* Computer file formats
- Text settings for ACS publications, 381*b*
- Thai surnames, 153
- “Than” in comparisons, 48
- “That”
  - antecedent clarity, 46
  - with restrictive clauses, 109
- “That is”, 117, 160
- “The”
  - before collective nouns, 106
  - as gender-neutral alternative, 58
  - in journal names, 294
  - in titles, 20, 149, 154
- Theoretical papers, standard format, 20, 23
- Thermodynamics, symbols and SI units, 283
- Theses, cited as reference, 292*t*, 309–310, 321, 325
- “This”, antecedent clarity, 46
- Thomson Scientific products, 327
- Three-dimensional art, structure preparation, 378
- “Through”, vs en dash, 125, 209
- Tick marks in figures, 353*b*
- TIFF format, 61, 351–352, 353*b*, 357*b*, 363, 381, 382*b*
- Tilde (~) for polyatomic molecules, 257
- Time, units of, *See* Units of time
- Time and space, symbols and SI units, 282
- Timeliness as issue
  - ASAP articles, 34, 318–319
  - for authors, 4–5, 75
  - checking proofs, 33, 34
  - datument potential, 99
  - for editors, 12
  - and full disclosure, 5–6
  - and nonstandard formats, 20
  - for peer reviewers, 9, 16, 73
  - permission requests, 30, 84–86
  - and significance of results, 4–5
  - and word choice, 57
- “Times”, nonmathematical sense, 205

- Times New Roman typeface, 357*b*  
 Times Roman typeface, 356*b*, 363  
 Times sign (×), use guidelines, 215  
 Titles (in references), *See* Article titles in  
   periodical citations, Book titles, Chapter  
   titles, Journal titles  
 Titles (in text)  
   abbreviation guidelines, 20, 150, 159, 160  
   artwork guidelines, 371, 377, 378  
   capitalization, 148–151, 227, 237*t*–239*t*  
   quotation marks use, 122  
   spelling recommendations, 127  
   standard format, 20  
   trademarks not used in, 157  
   unnumbered lists in manuscripts, 374  
 Titles (professional or personal)  
   in bylines, 21  
   capitalization, 147–148  
   foreign surnames, 152  
 “To”  
   capitalization in infinitives, 149  
   vs en dash, 124–125, 209  
 “To be” verb forms, 51, 111, 143  
 Toner cartridges for figure artwork, 353*b*, 360  
 Top-level elements (markup language compo-  
   nent), 91  
 “torr” vs “Torr”, 225  
 Toxic Substances Control Act Inventory, 254  
 Trade names vs generic names, 157  
 Trademark symbol, 23, 157  
 Trademarks  
   capitalization, 146, 157  
   definition, 157  
   scientific paper format, 23  
   in titles, 20  
   use guidelines, 157  
 “Trans”, italicization and capitalization, 145, 150  
 Transcripts of speeches, 57  
 Transfer of copyright, 32, 33, 78, 82, 86  
 Transitional phrases  
   comma use, 117  
   semicolon use, 119–120  
 Translations, citation formats, 299  
 Transliteration of foreign names, 153  
 Transport properties, 212, 215, 283  
 Transposes of matrices, 213  
 Tree view of markup languages, 94, 95*f*  
 “tri” in element names, 260  
 Tricky possessives and plurals, 127–128  
 Trigonometric and other functions  
   line breaks, 220  
   roman type use, 213, 220  
   spacing considerations, 213  
 Trim size for ACS books, 354*t*  
 Triple bonds in chemical formulas, 267  
 Tritium, representation, 264, 266  
 Trivial chemical names, 22  
 TrueType font format, 357*b*  
 Truncation in e-mail addresses, 157  
 Two-letter initials, foreign names, 153  
 Two-letter variables, italic type use, 212  
 Two-word compounds, hyphenation, 137, 138  
   *See also* Compound words  
 Two-word concepts, en dash use, 124–125  
 Two-word verbs, hyphenation, 139  
 Type and photograph combinations, *See*  
   Combos (artwork)  
 Type size  
   chemical reactions, 272  
   figures, 353*b*, 356*b*, 357*b*, 358*f*, 360, 365  
   structures, 378  
   tables, 373  
 Type weight, definition and examples, 356*b*  
 Typefaces, *See* Boldface type, Fonts, Italic type,  
   Roman type  
 U for uniform labeling, 265  
 “U.K.”  
   in references, 294, 303, 310  
   when to abbreviate, 161  
 Undergraduate students and peer review, 9, 75  
 Underscore in e-mail addresses, 157  
 Unhyphenated prefixes, 135–136  
 Uniform resource identifier (URI), 92  
 Uniform resource locator (URL)  
   in Internet reference citations, 315, 317–320  
   line break guidelines, 156  
   persistent URLs, 317  
   WWW address format, 156  
   WWW history, 89  
   *See also* World Wide Web sites  
 Unit cells, crystallographic types, 269  
 Unit modifiers  
   capitalization in titles and headings, 150,  
     225, 227  
   definition and types of, 139–140  
   editorial list, 140  
   foreign phrases as, 139  
   hyphenation, 138, 139–143  
   phrasal verbs as, 139  
   as predicate adjectives, 143  
   serial, with same ending base, 141  
   three or more words, 142–143  
 Unit of measure–number combination as  
   singular, 51  
 United Kingdom  
   in references, 294, 303, 310  
   when to abbreviate, 161  
 United States  
   commercial chemical inventories, 254  
   when to abbreviate, 161  
   *See also* U.S. entries

- Units of measure
- abbreviating vs spelling out, 160, 225–226
  - axis labels on illustrations, 359
  - capitalization, 150, 225, 227
  - case sensitivity, 159
  - as collective nouns, 107
  - comparison words, 51
  - compound, 224, 226, 230*t*
  - decimals use, 208
  - definition not required, 224
  - discipline-specific preferences, 207
  - hyphenation of unit modifiers, 141–143
  - large numbers with, 207
  - non-SI units list, 231*t*, 232*t*
  - not having abbreviations, 225
  - numeral and word usage, 203, 204
  - period use, 118, 223
  - plural forms, 224, 225
  - in ranges and series, 226
  - roman type use, 212
  - spacing, 203, 223–224, 271–272
  - spelling out, 160, 225–226
  - surnames as, 151–152, 225
  - systems overview, 228
  - in tables, 207, 225, 371, 373
  - usage overview, 223–227
  - See also* SI units
- Units of temperature
- capitalization, 225
  - degree symbol guidelines, 203, 208, 224, 227
  - non-SI units lists, 231*t*
  - SI units list, 229*t*
- Units of time
- decimals use, 208
  - hyphenation of unit modifiers, 141
  - minute and second symbol spacing, 203, 224
  - month abbreviations, 160–161
  - non-SI units lists, 231*t*
  - numeral and word usage, 160, 203, 205
  - roman type use, 212
  - seasons capitalization, 149
  - SI units list, 229*t*
- University name and location in thesis citation, 310
- Unknown quantities
- defining symbols in text, 211
  - italic type use, 212
- Unnamed chemical elements, 260
- Unprimed numbering, 244
- Unpublished materials
- ethical obligations
    - authors, 7
    - editors, 12–13
    - reviewers, 9, 16
  - reference format, 308–309, 315–316, 322
- URI (uniform resource identifier), 92
- URL, *See* Uniform resource locator
- “U.S.”
- in references, 294
  - when to abbreviate, 161
- U.S. Code*, cited as reference, 313
- U.S. Copyright Office, 79–80, 82
- U.S. Department of Health and Human Services, Office of Research Integrity, 4
- U.S. government authorship, ACS copyright policy, 81
- U.S. Government Printing Office, 311, 312
- U.S. government publications
- cited as references, 292*t*, 295, 311–313, 321
  - Code of Federal Regulations*, 313
  - copyright, 81, 366
  - Federal Register*, 313
  - U.S. Code*, 313
  - U.S. laws, 313
- U.S. laws, cited as reference, 313
- U.S. monetary values, 208
- U.S. National Institute of Standards and Technology, 101
- U.S. patents
- cited as reference, 292*t*, 310–311
  - style guidelines, 208
- U.S. Postal Service abbreviations, 161–162, 303, 310
- U.S. regulatory agencies, 254
- “U.S.A.”, *CASSI* spacing exception, 294
- Usage of words, *See* Word usage
- User names for author home pages, 62
- Uencoded files, 62
- UV–visible spectroscopy, reporting analytical data, 276
- Valence configurations, 256
- Validation of datuments, 96–97
- Validation reports for CIF compliance, 63, 286
- “Values” with plurals of symbols, 211
- Vanadium symbol, avoiding confusion with numerals, 262
- Variables
- in combinatorial chemistry, 246, 250
  - defining, 211, 225, 371
  - Greek letter use, 214
  - italic type use, 212
  - as mathematical concept, 210
  - roman type use, 213
  - spacing between, 215, 219
- Variety names
- capitalization, 146
  - italic type use, 154
- “Variety of” as collective noun, 106
- Vectors
- boldface type for vectors, 213
  - Greek letter use, 214



- Vectors—*continued*  
 italic type for components, 212  
 as mathematical concept, 210
- Verb—subject agreement, 43–44, 105–108
- Verb tenses, 42–43
- Verbs, phrasal, 139, 150
- Verbs, two-word, 139
- “Versus”, 50, 124–125, 160
- Video  
 still shot permissions, 83  
 Web-enhanced objects, 25, 26
- Vietnamese surnames, 153
- Vocabularies, controlled, 97–98
- Voice, *See* Active voice, Passive voice
- “Vols.” vs “vols.” in book citations, 304
- Volume number  
 books, 303–304, 306  
 meetings and conferences, 308  
 periodicals, 295, 296, 297–298  
 “vs”, 160
- Water of hydration, centered dot use, 261
- “We”, writing style, 43–44
- Web-based applets for drawing, 379
- Web-based publications  
 caption preparation, 365  
 font tips, 357*b*  
 illustration preparation, 344, 346, 350–352  
 reference accuracy, 24, 30, 31  
 supporting information, 25  
*See also* Electronic source citation, Online books, Online periodicals
- Web-based search engines, 99, 383
- Web-based systems  
 manuscript submission via, 31, 32, 59–69  
 permission requests via, 83–84  
 proof return via, 34*b*  
 reference management programs, 326–327  
 supporting information on, 5, 25
- Web browsers  
 electronic submission of manuscripts, 61, 68  
 markup language display, 94  
 markup languages and the WWW, 90
- Web-enhanced objects (WEOs), 25–26
- Web sites, *See* World Wide Web sites
- WebLab Viewer (helper application), 25
- Webster’s New World College Dictionary*, 127, 135
- Webster’s Third New International Dictionary*, 127, 135
- “Well”, hyphenation in unit modifiers, 141
- When to publish, *See* Timeliness as issue
- “Whereas”, usage guidelines, 46
- “Whether” vs “Whether or not”, 52–53
- “Which”, with nonrestrictive clauses, 109
- “While”, usage guidelines, 46
- “Who”, with nonrestrictive clauses, 109
- “wide”, hyphenation as suffix, 138
- “Wife”, gender-neutral alternatives, 58
- Windows platform  
 reference manager programs for, 327  
 templates for, 29
- “With”, alternatives to, 56
- Word (software), 61, 352, 363, 373, 379
- Word choice, *See* Word usage
- Word definitions, italic type use, 154
- Word omissions  
 in comparisons, 48–49  
 verbs and auxiliary verbs, 108
- Word order  
 in comparisons, 48–49  
 sentence construction, 45–46
- Word-processing file formats, *See* Computer file formats
- Word-processing software  
 electronic submission of manuscripts, 61  
 figure preparation, 352, 363  
 reference management programs, 326  
 structure preparation, 379  
 table preparation, 373–374
- Word-processing templates, *See* Templates
- Word spacing, *See* Spacing
- Word usage  
 in captions, 365  
 confusable words and phrases, 51–53, 111–112  
 gender-neutral language, 57–58  
 grouping and comparison words, 50–51 and manuscript revisions, 32*b*  
 numeral and word usage, 160, 203–207  
 in scientific vs other writing, 16, 28, 50  
 in titles, 20  
 units of measure guidelines, 223–227  
 words and phrases to avoid, 54–57
- Wordiness  
 in article titles, 20  
 examples, 54–55
- WordPerfect (software), 61, 352, 363, 373
- Works made for hire and copyright, 78, 82
- World Wide Web  
 and markup languages, 89–96  
 URL forms, 156
- World Wide Web sites  
 ACS author guidelines, 29, 343, 381*b*  
 ACS ethical guidelines, 11  
 ACS permission requests, 83  
 ACS publication home pages, 28*b*  
 ACS Publications Division, 86  
 ASAP articles, 34  
 author guidelines on, 75  
 Cambridge Crystallographic Data Centre, 284, 286

World Wide Web sites—*continued*

- Chemical Abstracts Service, 253
- citation of Internet sources, 293*t*, 314, 320–321
- company sites, 127
- computer and Internet terms on, 163–168
- copyright issues, 79, 81, 82, 83
- CRYSTMET database, 284
- data set citation format, 314
- DOI system, 317
- drawing software resources on, 380, 380*b*
- Dublin Core Schema, 90
- electronic submission of manuscripts via, 60, 65*t*–67*t*
- graphics resolution on, 364
- ICSD database, 284
- International Organization for Standardization, 255
- International Union of Crystallography, 284, 286
- International Union of Pure and Applied Chemistry, 97, 102, 255, 383
- molfile format information on, 381
- National Academy of Sciences, 4
- National Institute of Standards and Technology, 228, 255
- Nucleic Acid Database, 284
- Office of Research Integrity, 4
- Organic Syntheses*, 305
- peer-review information, 71
- Protein Data Bank, 284
- STIX font downloads on, 357*b*
- structure representation standards on, 383
- supporting information on, 25
- templates on, 29
- XML-related information, 90
- Writing process, getting started, 27–28
- Writing style
  - scientific vs other styles, 16, 28, 50
  - sentence structure guidelines, 41–50, 105–113

Writing style—*continued*

- usage guidelines, 50–58, 111–112, 160, 203–207, 223–227
- See also specific aspects*
- WWW, *See World Wide Web entries*
- X for products mixed, 246, 251, 252
- “X-ray”, capitalization, 144, 149
- X-ray diffraction spectroscopy, reporting analytical data, 276
- XML (extensible markup language)
  - datum as scientific grid component, 99
  - datum potential, 99
  - datum validation, 96
  - datum vocabularies, 98
  - display of, 94–96
  - examples of, 90–94, 91*s*
  - WWW history, 90
- XML Query protocol, 99
- Xpress Track (software), 60
- XSL (extensible stylesheet language), 90
- XSLT technology, 94
- Year of publication
  - books, 303
  - editorial process overview, 30
  - periodicals, 296, 297–298
  - theses, 310
  - U.S. government publications, 312
  - See also Author–date citations*
- “Yet” as coordinating conjunction, 47, 113, 149
- Z prefix in chemical names, 236
- Zero
  - before decimal point, 208
  - as electric charge indicator, 256
- Zipped files, 62
- Zones, crystallographic notation, 268